



US00D680691S

(12) **United States Design Patent**
Rizzutto

(10) **Patent No.:** **US D680,691 S**
(45) **Date of Patent:** **** Apr. 23, 2013**

(54) **BOW STORAGE APPARATUS**

D258,776 S * 4/1981 Evans D3/21
D363,602 S * 10/1995 Asher D3/270
D671,686 S * 11/2012 Lysiak D28/75

(76) Inventor: **Ashley Sledge Rizzutto**, Houston, TX
(US)

* cited by examiner

(**) Term: **14 Years**

Primary Examiner — Cynthia Ramirez

(74) *Attorney, Agent, or Firm* — Egbert Law Offices, PLLC

(21) Appl. No.: **29/424,509**

(57) **CLAIM**

The ornamental design for a bow storage apparatus, as shown and described.

(22) Filed: **Jun. 13, 2012**

(51) **LOC (9) Cl.** **28-03**

DESCRIPTION

(52) **U.S. Cl.**

USPC **D28/75**; D3/270

(58) **Field of Classification Search** D3/270,
D3/271.1, 271.4, 27; D28/73, 75, 9–10,
D28/74; 206/581, 823; 132/275

See application file for complete search history.

(56) **References Cited**

U.S. PATENT DOCUMENTS

D59,588 S * 11/1921 Gunn D3/27
D61,525 S * 9/1922 Willson D3/27
D130,240 S * 11/1941 Bernstein et al. D3/27
D213,353 S * 2/1969 Einess D3/27
D223,313 S * 4/1972 White D3/271.8

FIG. 1 is a perspective view of the bow storage apparatus showing my design.

FIG. 2 is a front view thereof;

FIG. 3 is a rear view thereof;

FIG. 4 is a side view thereof;

FIG. 5 is an opposite side view thereof;


FIG. 6 is a top view thereof;

FIG. 7 is a bottom view thereof; and,

FIG. 8 is a front view of the bow storage apparatus showing a bow stored thereon.

The features presented in broken lines are for environmental purposes only and form no part of the claimed design.

1 Claim, 4 Drawing Sheets






FIG. 1




FIG. 2




FIG. 3




FIG. 4




FIG. 5

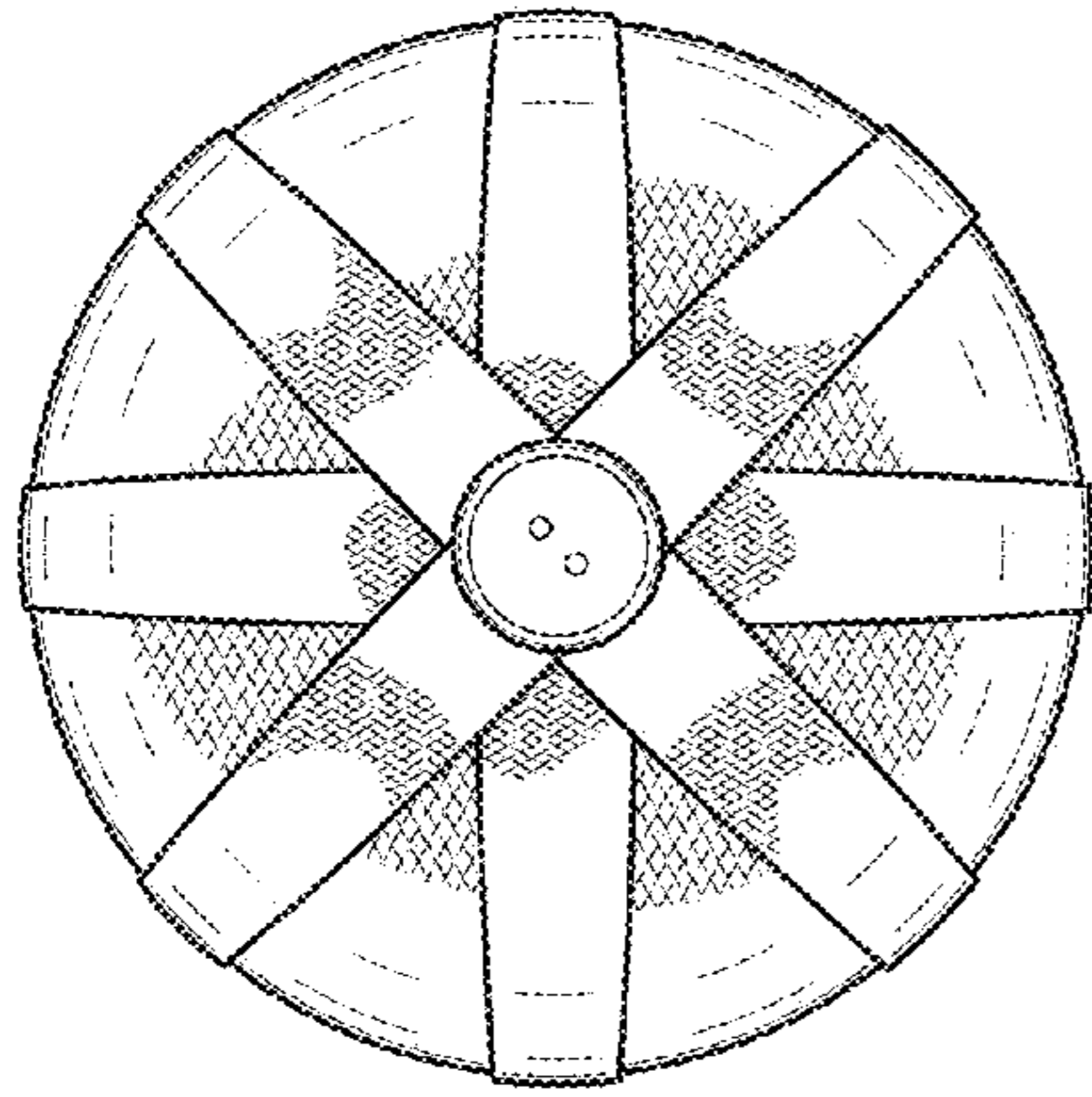


FIG. 6

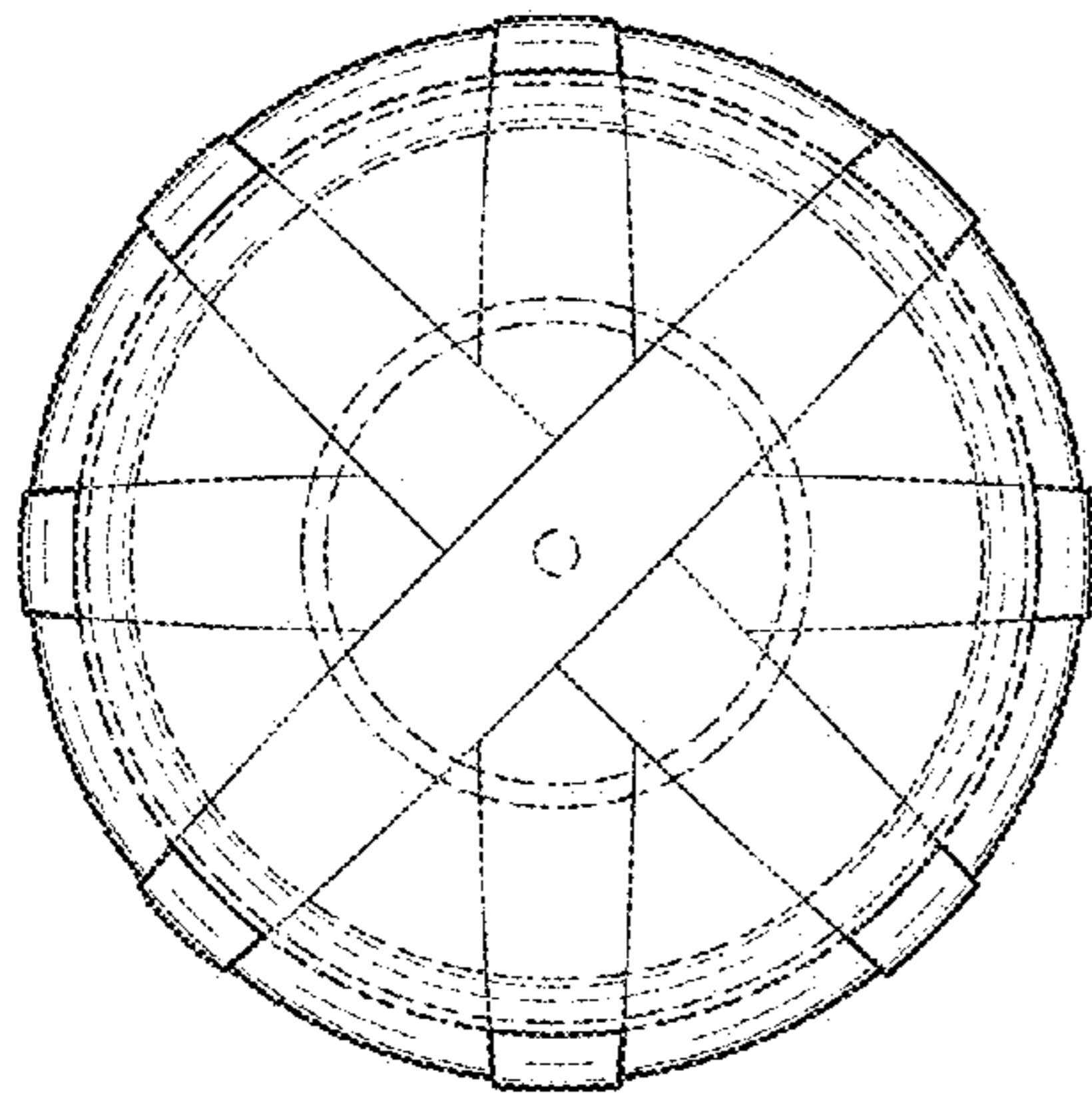


FIG. 7




FIG. 8