



US00D680690S

(12) **United States Design Patent**  
**Shyu**

(10) **Patent No.:** **US D680,690 S**

(45) **Date of Patent:** **\*\* Apr. 23, 2013**

(54) **HAIR CLIP**

(71) Applicant: **Shyh-Ming Shyu**, Tainan (TW)

(72) Inventor: **Shyh-Ming Shyu**, Tainan (TW)

(\*\*) Term: **14 Years**

(21) Appl. No.: **29/436,314**

(22) Filed: **Nov. 3, 2012**

(51) **LOC (9) Cl.** ..... **28-03**

(52) **U.S. Cl.**  
USPC ..... **D28/41**

(58) **Field of Classification Search** ..... D28/31-34,  
D28/39-43; 132/101, 126, 128-131, 144,  
132/148, 219, 275-284; D19/34, 65; D8/395;  
D9/434, 443

See application file for complete search history.

(56) **References Cited**

U.S. PATENT DOCUMENTS

5,178,280 A \* 1/1993 Ohlsson ..... 206/499  
D346,312 S \* 4/1994 Spiersch ..... D7/708

D372,338 S \* 7/1996 Engel et al. .... D28/41  
D385,061 S \* 10/1997 Malik ..... D28/42  
5,967,405 A \* 10/1999 Hanauska ..... 229/103  
6,089,240 A \* 7/2000 Chang ..... 132/273  
D478,711 S \* 8/2003 Cowgill et al. .... D2/889  
D587,402 S \* 2/2009 Priester et al. .... D28/41

\* cited by examiner

*Primary Examiner* — Zenia Bennett


(57) **CLAIM**

The ornamental design for a hair clip, as shown and described.

**DESCRIPTION**

FIG. 1 is a perspective view of a hair clip showing my new design thereof;  
FIG. 2 is a front elevational view thereof;  
FIG. 3 is a rear elevational view thereof;  
FIG. 4 is a left side elevational view thereof;  
FIG. 5 is a right side elevational view thereof;  
FIG. 6 is a top plan view thereof; and,  
FIG. 7 is a bottom plan view thereof.

**1 Claim, 7 Drawing Sheets**






FIG. 1




FIG. 2




FIG. 3




FIG. 4




FIG. 5

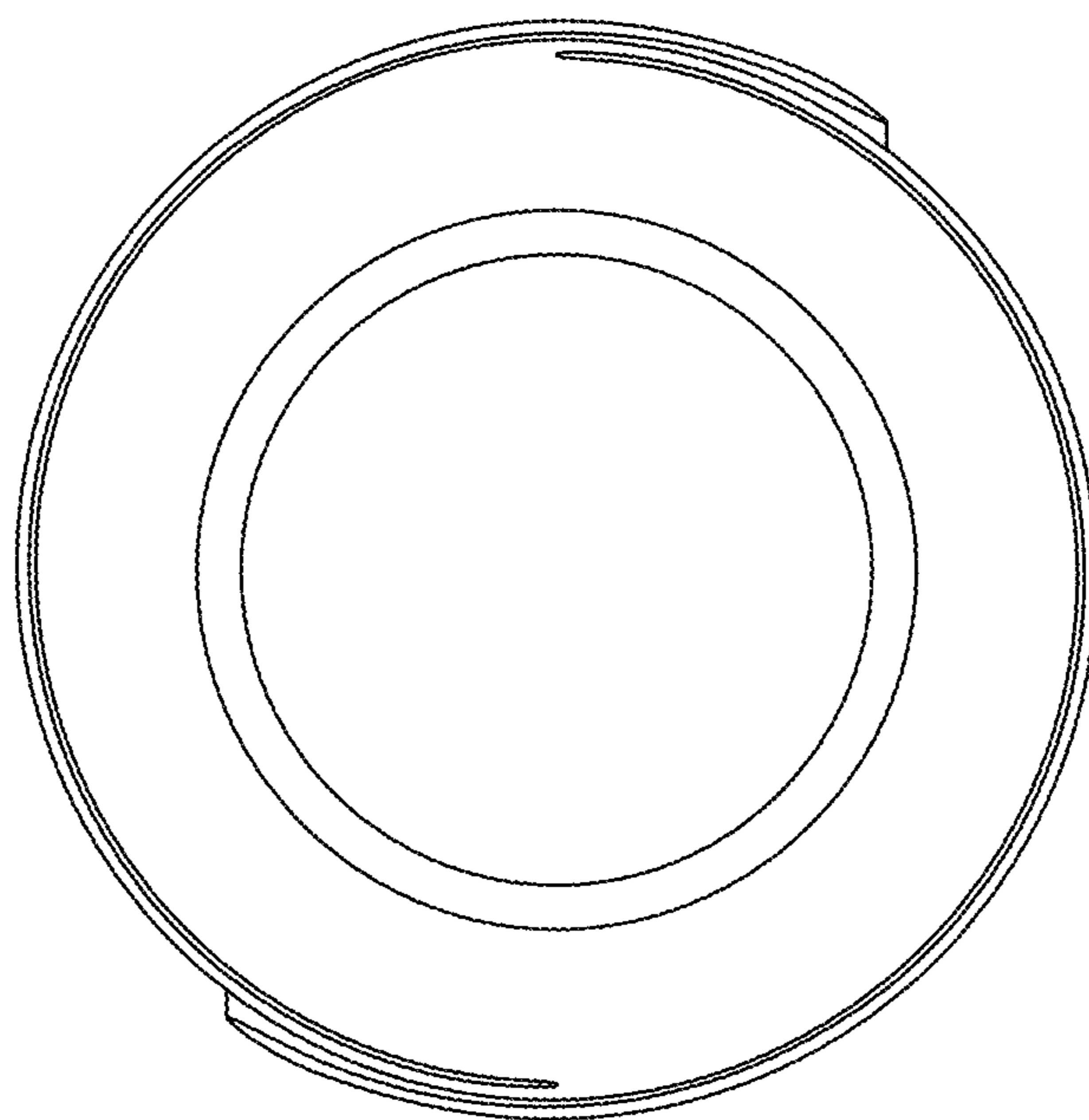


FIG. 6

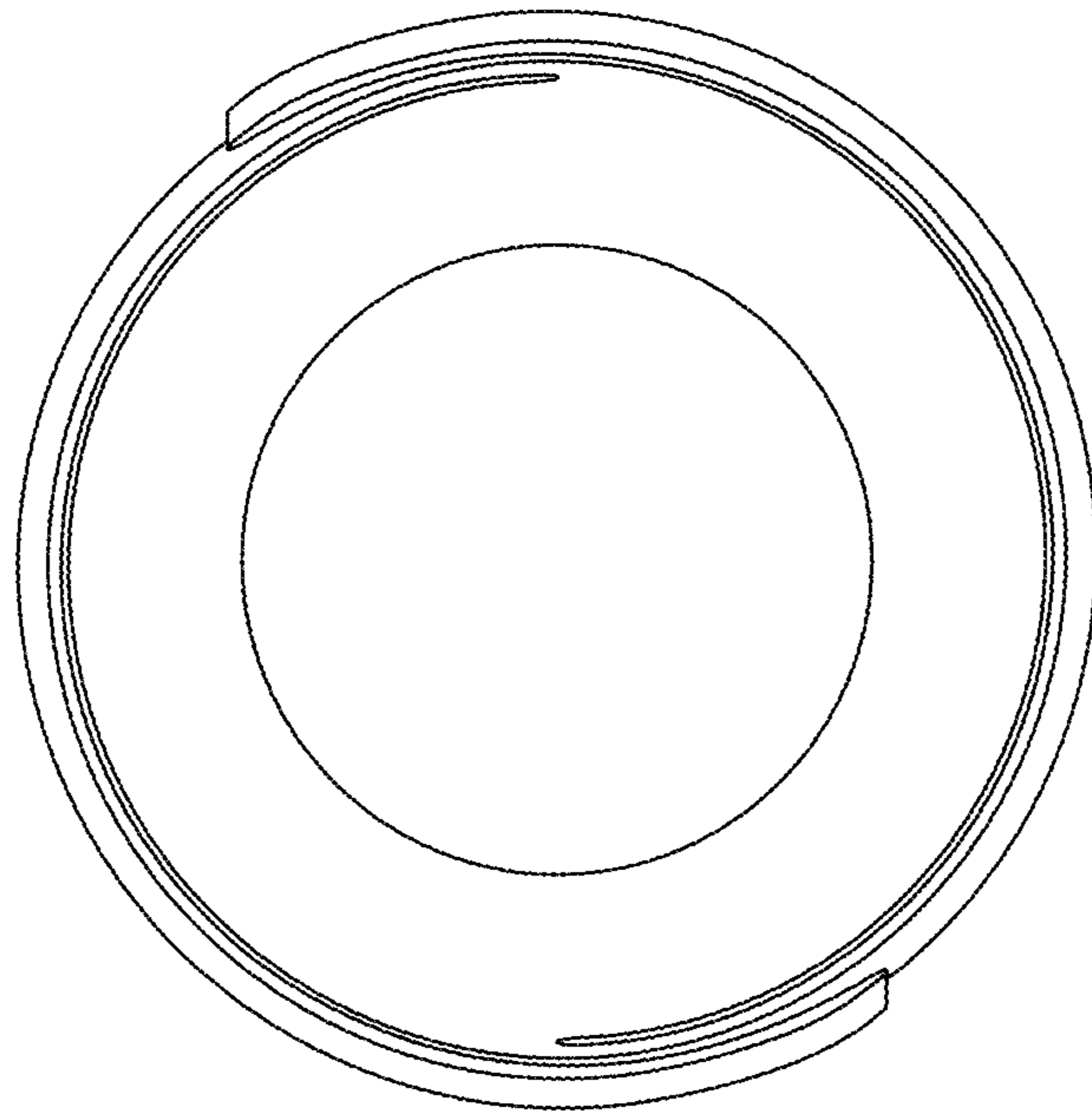


FIG. 7