



US00D680685S

(12) **United States Design Patent**  
**Drought et al.**

(10) **Patent No.:** **US D680,685 S**  
(45) **Date of Patent:** **\*\* Apr. 23, 2013**

(54) **SET OF CAPSULES CONTAINING WASHING PRODUCTS**

(75) Inventors: **Nick Drought**, Cambridge (GB); **Lucia Krubasik**, Ludwigshafen (DE); **Pavlinka Roy**, Ludwigshafen (DE); **Jordi Salvador**, Barcelona (ES)

(73) Assignee: **Reckitt Benckiser N.V.**, WT Hoofddorp (NL)

(\*\*) Term: **14 Years**

(21) Appl. No.: **29/413,341**

(22) Filed: **Feb. 14, 2012**

(30) **Foreign Application Priority Data**

Aug. 25, 2011 (EM) ..... 001290878-0005

(51) **LOC (9) Cl.** ..... **28-02**

(52) **U.S. Cl.**  
USPC ..... **D28/8.1; D9/732**

(58) **Field of Classification Search** ..... D28/8.1–8.2,  
D28/4; D9/707, 710, 715, 414, 424–428;  
510/141–148, 194, 276, 224, 277, 294–298,  
510/439–450, 514, 520, 523  
See application file for complete search history.

(56) **References Cited**

**U.S. PATENT DOCUMENTS**

D444,595 S \* 7/2001 Ide et al. .... D28/8.1  
6,624,130 B2 \* 9/2003 Giblin et al. .... 510/297

D485,942 S \* 1/2004 McLeish ..... D28/8.1  
D544,370 S \* 6/2007 Tuccillo ..... D9/732  
D565,243 S \* 3/2008 Denome et al. .... D28/8.1  
D613,181 S \* 4/2010 Friedland et al. .... D9/707  
D655,622 S \* 3/2012 Sadler et al. .... D9/732  
D655,628 S \* 3/2012 Mehren et al. .... D9/732  
D659,902 S \* 5/2012 Mehdizadeh ..... D28/8.1  
D661,018 S \* 5/2012 Mehdizadeh ..... D28/8.1  
D665,530 S \* 8/2012 Gaertner ..... D28/8.1  
2009/0088357 A1 \* 4/2009 Huppert et al. .... 510/103

\* cited by examiner

*Primary Examiner* — Jennifer Rivard

(74) *Attorney, Agent, or Firm* — Norris McLaughlin & Marcus PA

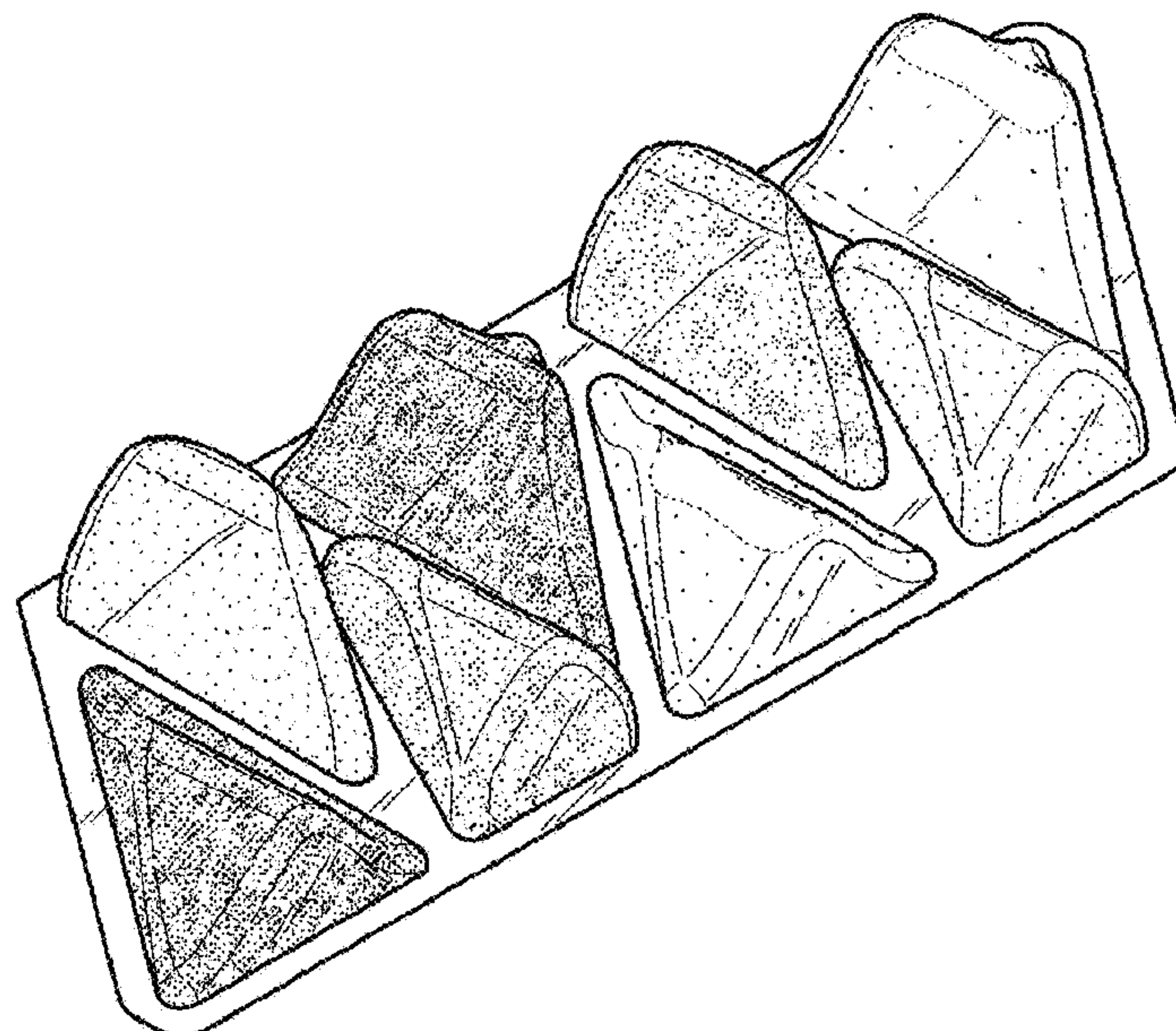
(57) **CLAIM**

The ornamental design for a set of capsules containing washing products, as shown and described.

**DESCRIPTION**

FIG. 1 is a perspective view of our set of capsules containing washing products;  
FIG. 2 is a left side elevational view thereof;  
FIG. 3 is a right side elevational view thereof;  
FIG. 4 is a front elevational view thereof;  
FIG. 5 is a rear elevational view thereof;  
FIG. 6 is a top plan view thereof; and,  
FIG. 7 is a bottom plan view thereof.  
The broken lines shown in FIGS. 1, 6 and 7 define the bounds of the claim and form no part of the claimed design.

**1 Claim, 2 Drawing Sheets**



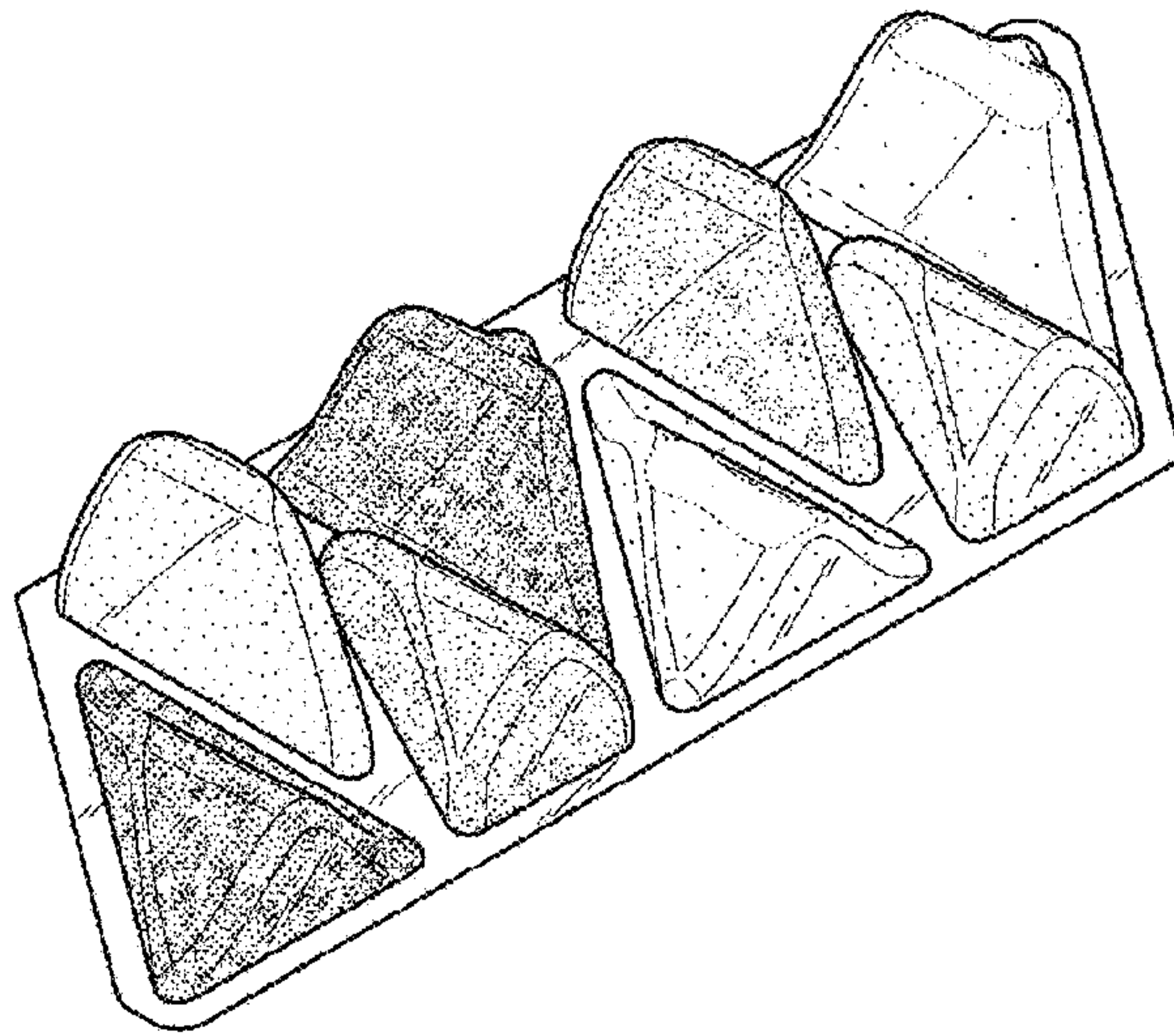


Fig. 1



Fig. 2



Fig. 3



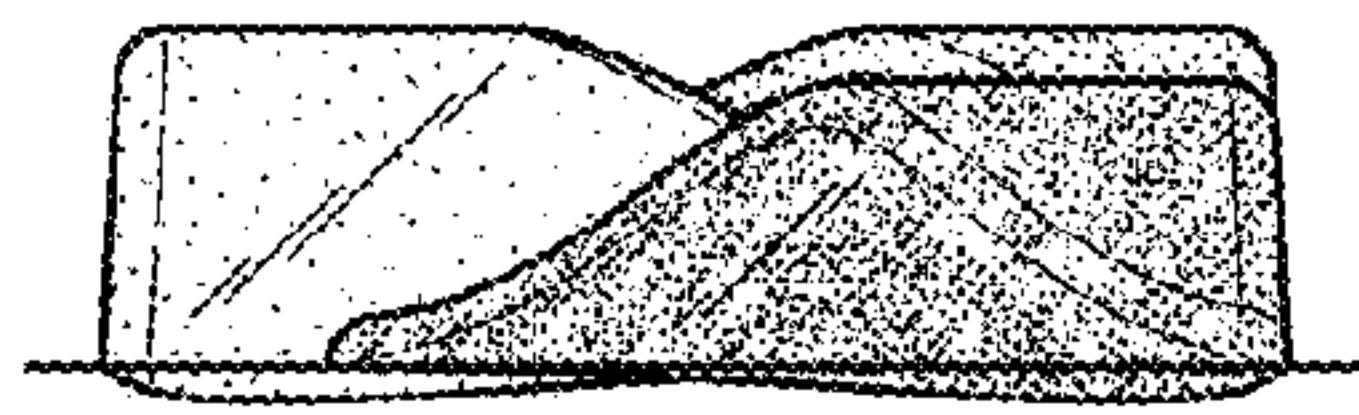


Fig. 4




Fig. 5

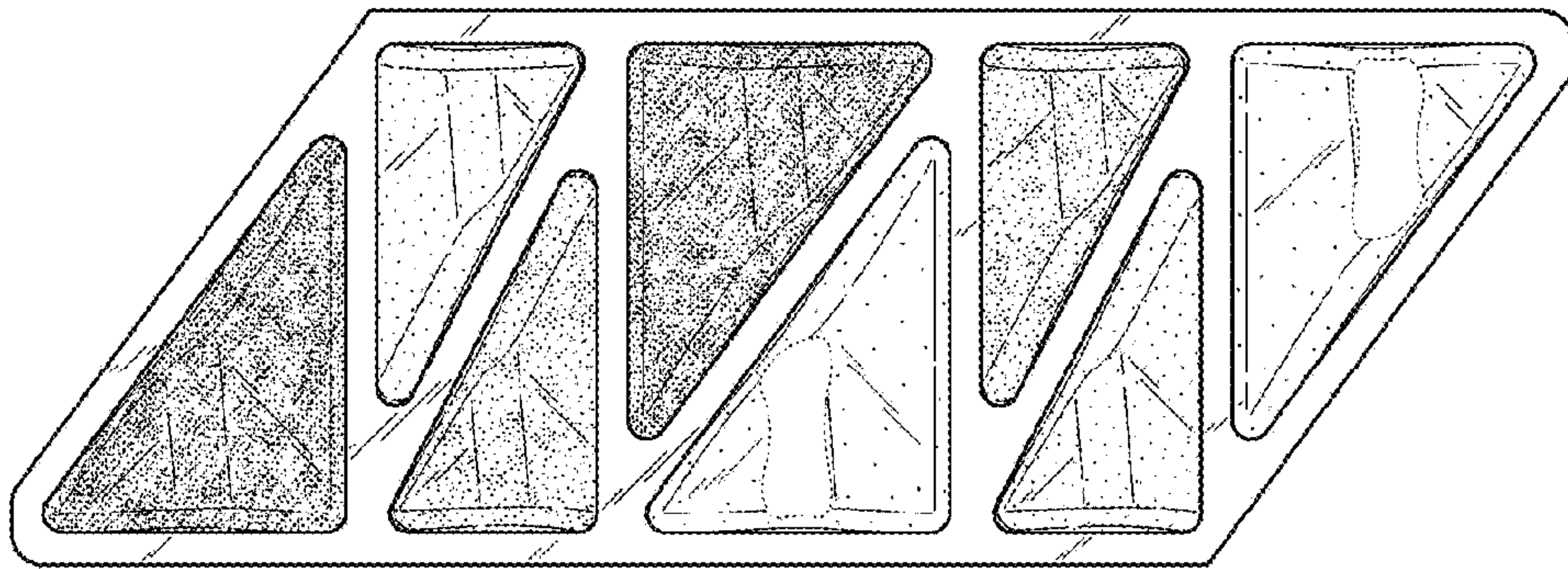


Fig. 6

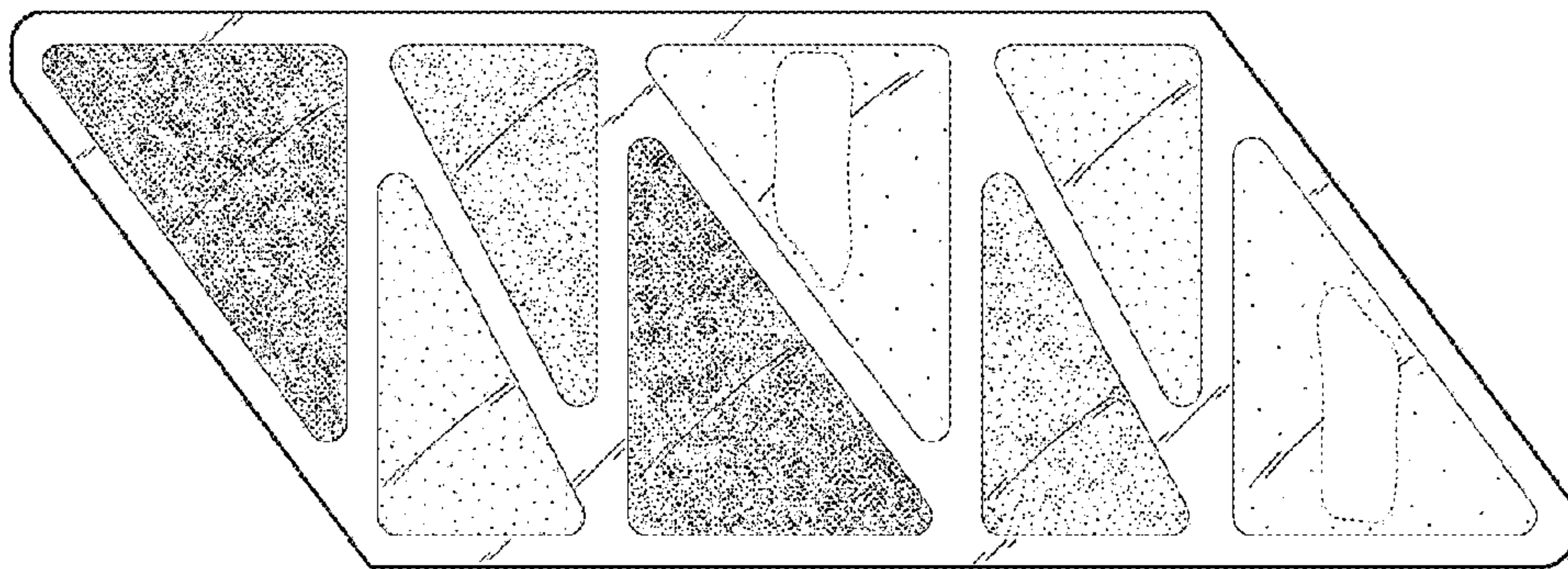


Fig. 7