



US00D680678S

(12) **United States Design Patent**
Jochimek

(10) **Patent No.:** **US D680,678 S**
(45) **Date of Patent:** **** Apr. 23, 2013**

(54) **GLASS OR CRYSTAL FLAG FOR LUMINARY DEVICE**

(75) Inventor: **Freddie Jochimek**, Saint Mandé (FR)

(73) Assignee: **Veronese**, Paris (FR)

(**) Term: **14 Years**

(21) Appl. No.: **29/422,039**

(22) Filed: **May 16, 2012**

(30) **Foreign Application Priority Data**

Nov. 21, 2011 (FR) 2011 5584

(51) **LOC (9) Cl.** **26-99**

(52) **U.S. Cl.**
USPC **D26/113**

(58) **Field of Classification Search** D26/1,
D26/2, 118, 113, 138, 119, 120, 121, 122,
D26/76, 77, 75, 78, 85, 86, 89, 90, 62, 64,
D26/65, 66, 63, 73, 72, 74, 68, 71, 28, 123,
D26/124, 127, 128, 129, 134, 135, 132, 139,
D26/154, 155, 152, 149, 148, 145, 143, 142,
D26/140, 141, 153, 144, 91, 92, 29, 24, 25,
D26/26, 8, 114, 37, 87; 362/202, 347, 349,
362/362, 419, 96, 192, 145, 294, 326, 267,
362/373, 249.01–249.12; D13/102, 179,
D13/180

See application file for complete search history.

(56) **References Cited**

U.S. PATENT DOCUMENTS

1,258,022 A * 3/1918 Kray 116/173
D298,360 S * 11/1988 Dacanay et al. D26/85

D309,792 S * 8/1990 Mangiarotti D26/85
D353,220 S * 12/1994 Fiorato D26/85
5,651,086 A * 7/1997 Russell 385/146
D399,014 S * 9/1998 Emmerling D26/26
D452,580 S * 12/2001 Levy D26/102
D471,997 S * 3/2003 Cox D26/11
D562,493 S * 2/2008 Chen D26/88
D590,983 S * 4/2009 Sabernig D26/85
D608,488 S * 1/2010 Miranda D26/87
D609,387 S * 2/2010 Compton D26/85
D609,388 S * 2/2010 Sabernig D26/85
D621,988 S * 8/2010 Zheng et al. D26/71
D632,422 S * 2/2011 van den Akker D26/128
D632,831 S * 2/2011 Baker et al. D26/118
D634,873 S * 3/2011 Guercio D26/71
D635,709 S * 4/2011 Federico et al. D26/84
D648,884 S * 11/2011 Tortel D26/71
D649,677 S * 11/2011 Wegger et al. D26/90
D650,112 S * 12/2011 Bryant D26/85

* cited by examiner

Primary Examiner — Kevin Rudzinski

(74) *Attorney, Agent, or Firm* — Davis & Bujold, PLLC

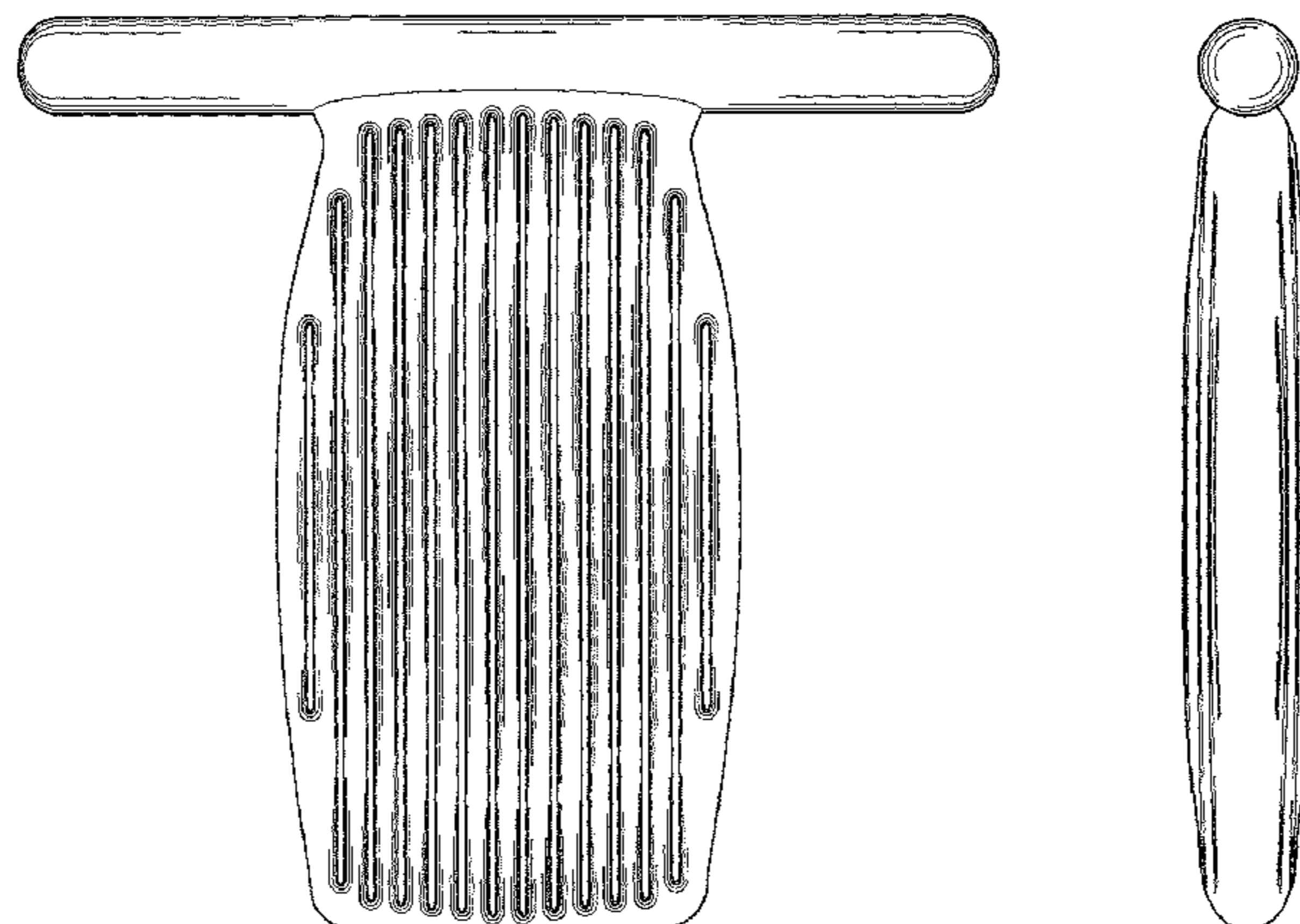
(57) **CLAIM**

I claim the ornamental design for a glass or crystal flag for luminary device, as shown and described.

DESCRIPTION

FIG. 1 is a front elevational view of a glass or crystal flag for luminary device, embodying my new design;
FIG. 2 is a top plan view thereof;
FIG. 3 is a bottom plan thereof;
FIG. 4 is a right side elevational view thereof;
FIG. 5 is a left side elevational view thereof; and,
FIG. 6 is a rear elevational view thereof.

1 Claim, 2 Drawing Sheets



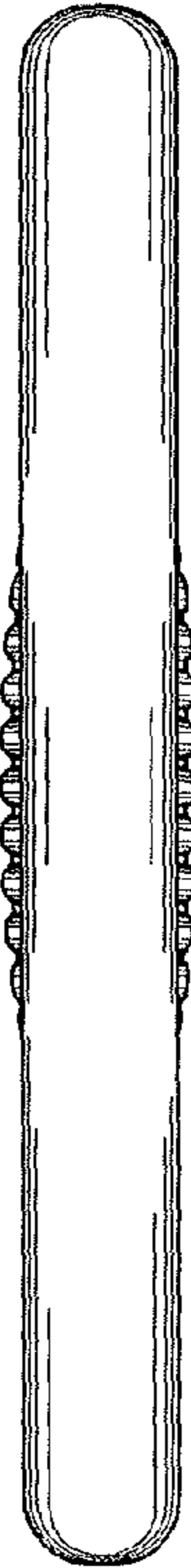


FIG. 2

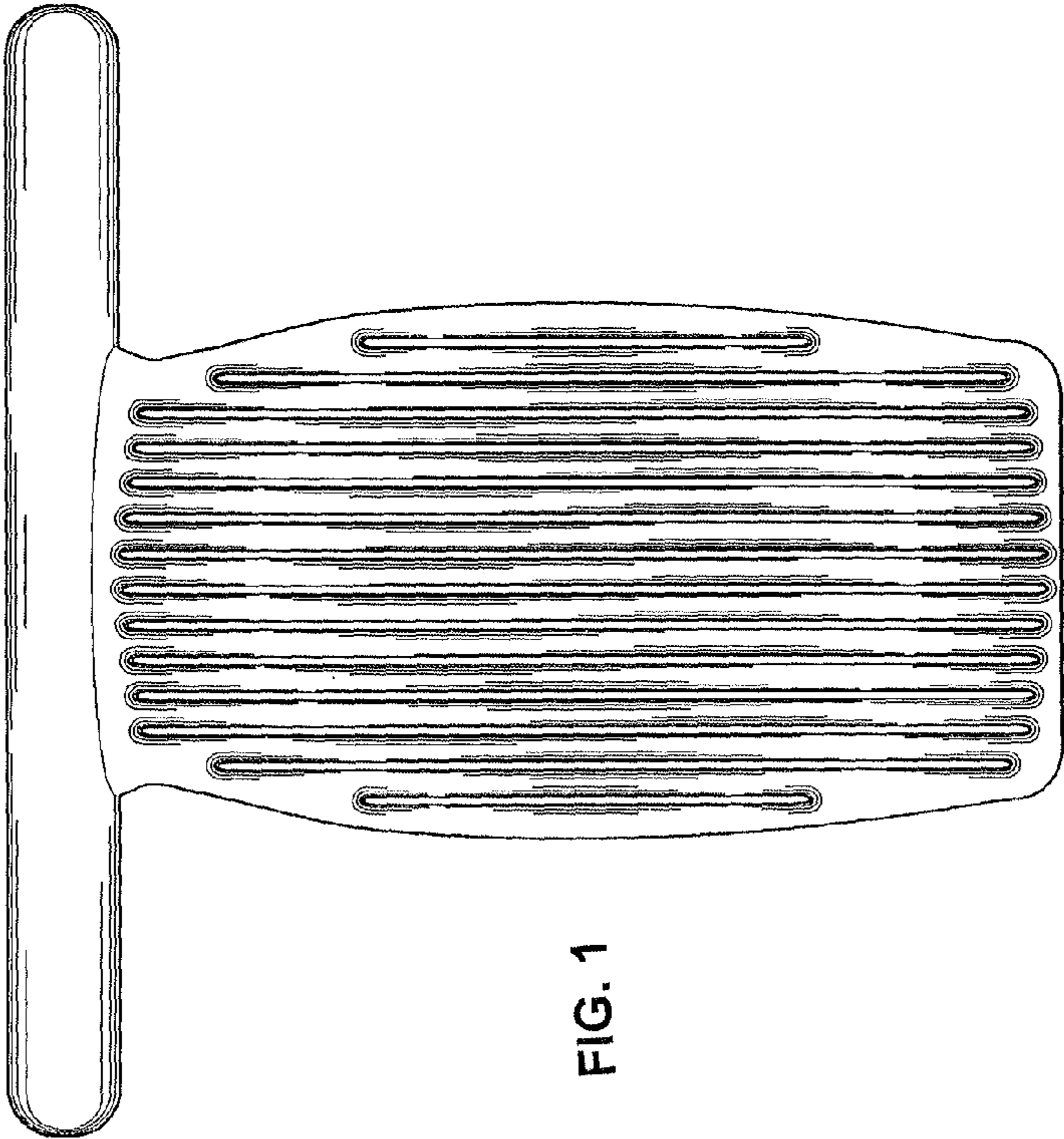


FIG. 1




FIG. 4

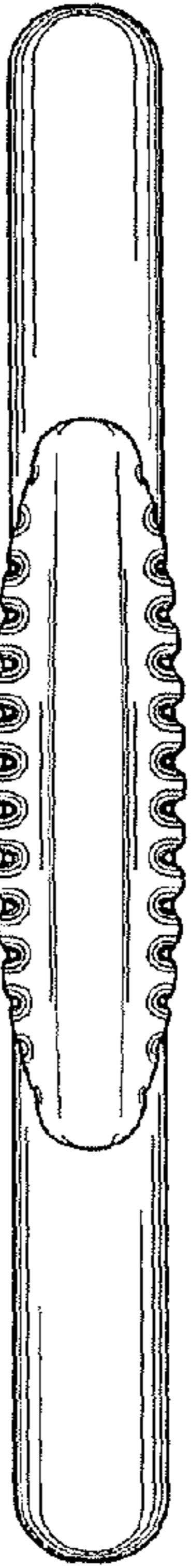


FIG. 3



FIG. 5

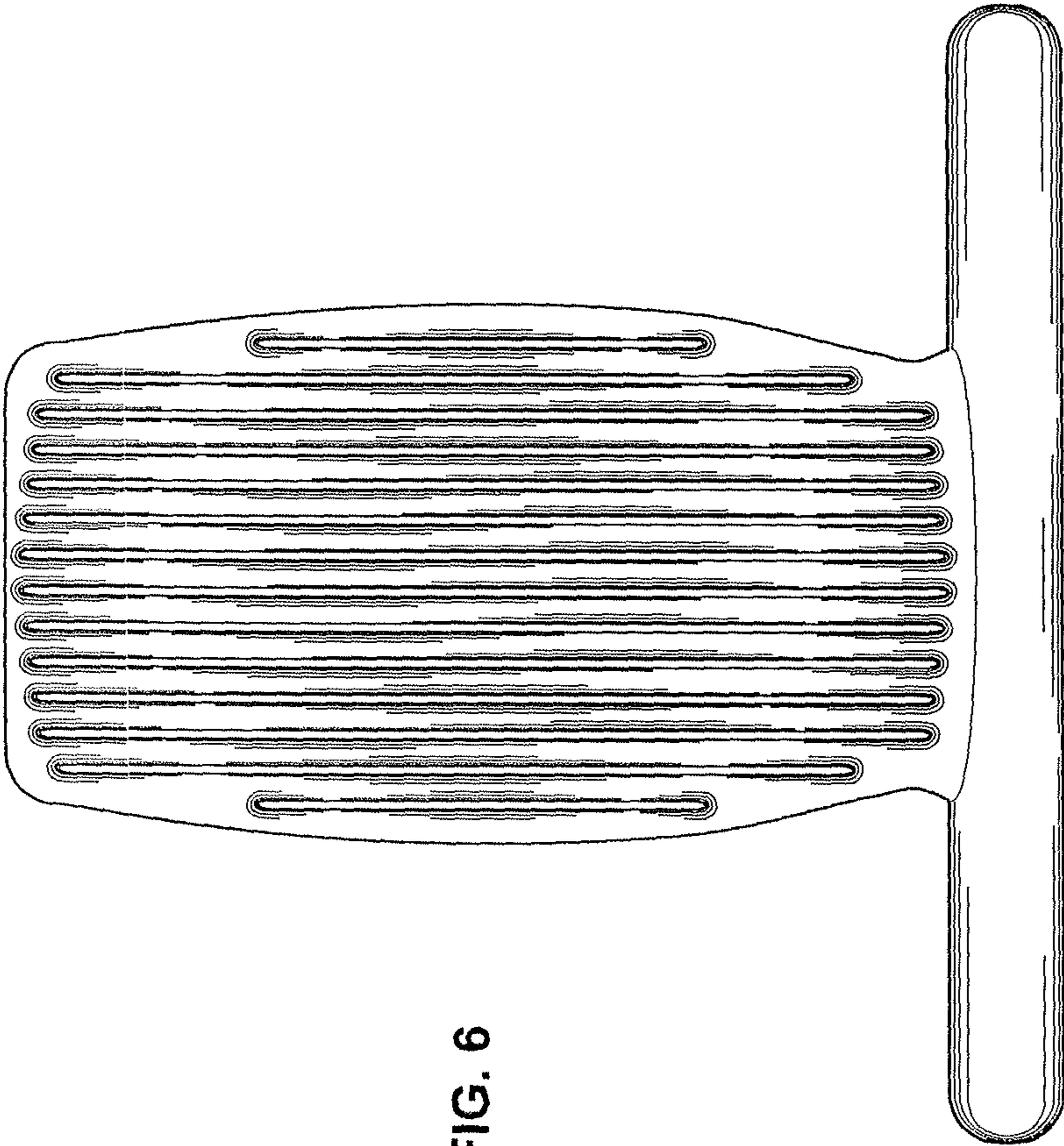


FIG. 6