



US00D680662S

(12) **United States Design Patent**
Elizarraras et al.

(10) **Patent No.:** **US D680,662 S**
(45) **Date of Patent:** **** Apr. 23, 2013**

(54) **WALL TRIM**

(75) Inventors: **George Elizarraras**, Fontana, CA (US);
Bjorn Gunderson, Fontana, CA (US);
Dale Knox, Fontana, CA (US); **Kevin O’Leary**, Fontana, CA (US); **Adam Ruggles**, Fontana, CA (US); **Marko Suput**, Fontana, CA (US); **Jason Ward**, Fontana, CA (US)

5,073,430 A * 12/1991 Aidan 428/43
5,081,813 A 1/1992 White
5,644,877 A * 7/1997 Wood 52/241
5,758,456 A 6/1998 Case
6,018,924 A * 2/2000 Tamlyn 52/716.8
6,341,458 B1 * 1/2002 Burt 52/287.1
D464,153 S * 10/2002 Krieger D25/136
7,453,047 B2 * 11/2008 Muehlebach 174/481

(Continued)

(73) Assignee: **James Hardie Technology Limited**, Dublin (IE)

FOREIGN PATENT DOCUMENTS

CA 2 373 770 8/2002
JP 7 042 252 10/1995

(**) Term: **14 Years**

OTHER PUBLICATIONS

(21) Appl. No.: **29/427,576**

“Easytrim Reveals—Combo Booklet” as downloaded Feb. 4, 2012 from <http://easytrimreveals.com/PDF/ComboBooklet/EZ-ComboBook-Website-Feb4.pdf>.

(22) Filed: **Jul. 19, 2012**

(51) **LOC (9) Cl.** **25-02**

Primary Examiner — Doris Clark

(52) **U.S. Cl.**
USPC **D25/55; D25/136**

(74) *Attorney, Agent, or Firm* — Knobbe Martens Olson & Bear, LLP

(58) **Field of Classification Search** 52/236.6,
52/264, 272, 287.1, 255, 242, 293.1, 169.12,
52/434, 435, 800.1, 716.1, 717.01, 716.8,
52/718.01, 718.04, 11, 13, 14, 15, 58, 213,
52/60, 61, 62, 290, 220.7, 211, 204.53; D25/119,
D25/136, 55

(57) **CLAIM**

The ornamental design for the wall trim, as shown and described.

See application file for complete search history.

DESCRIPTION


(56) **References Cited**

U.S. PATENT DOCUMENTS

3,603,057 A 9/1971 Curran
4,295,304 A 10/1981 Kim
4,356,677 A 11/1982 Mosch
4,555,885 A * 12/1985 Raymond et al. 52/468
4,833,858 A 5/1989 Hutchison
4,909,013 A 3/1990 Daw

FIG. 1 is a front perspective view of the wall trim.
FIG. 2 is a rear perspective view of the wall trim in FIG. 1.
FIG. 3 is a front view of the wall trim in FIG. 1.
FIG. 4 is a rear view of the wall trim in FIG. 1.
FIG. 5 is a left side view of the wall trim in FIG. 1. The right side view is a mirror image of the left side view; and,
FIG. 6 is a top view of the wall trim in FIG. 1. The bottom view is a mirror image of the top view.

1 Claim, 5 Drawing Sheets



US D680,662 S

Page 2

U.S. PATENT DOCUMENTS

D594,563 S * 6/2009 Polston D25/55
2002/0116890 A1 8/2002 Moore

2008/0083514 A1 4/2008 Munson
2011/0197520 A1 8/2011 Preston

* cited by examiner

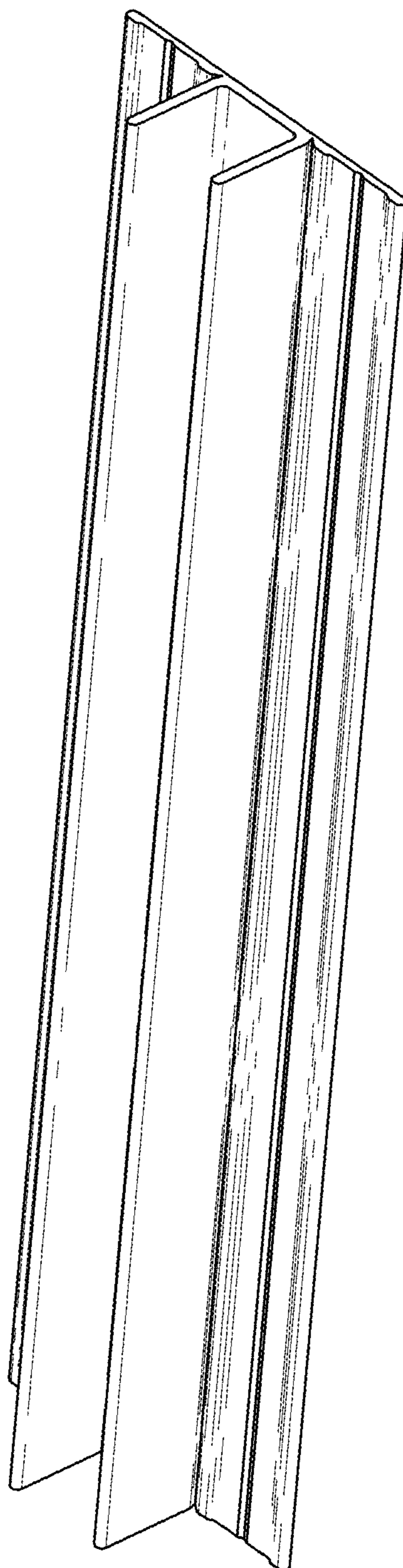


FIG. 1

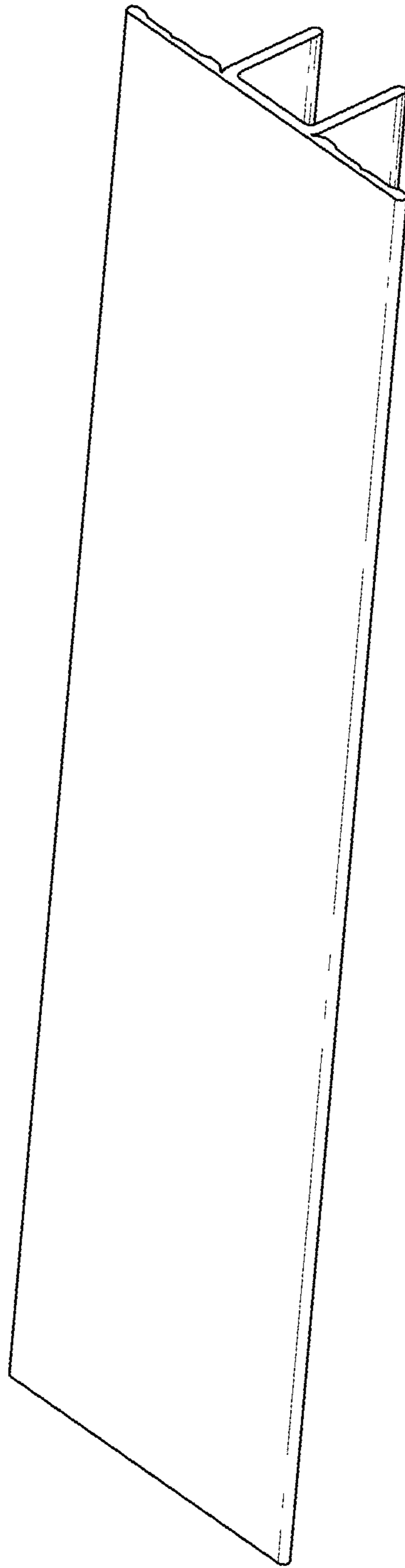


FIG. 2

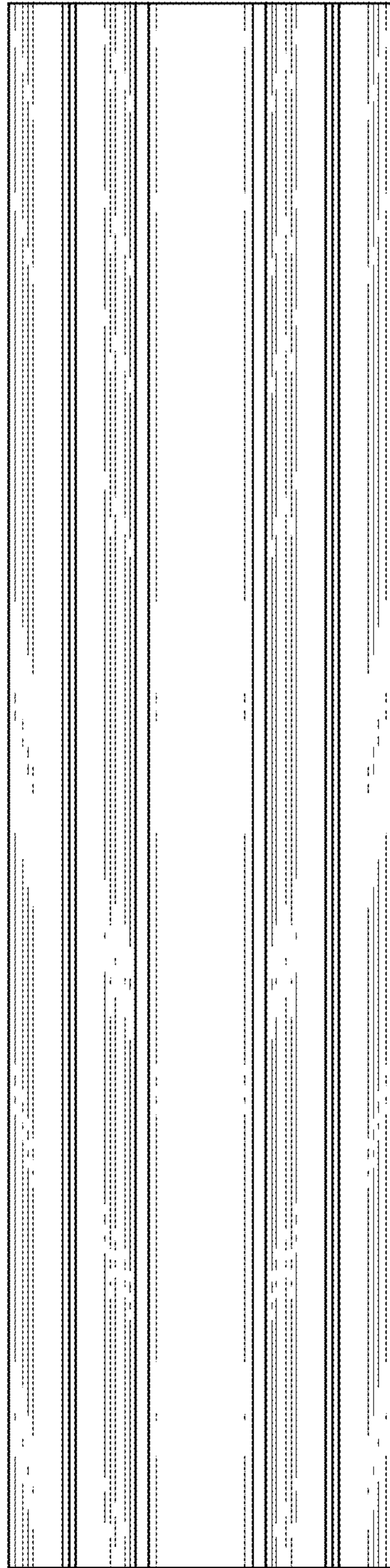


FIG. 3

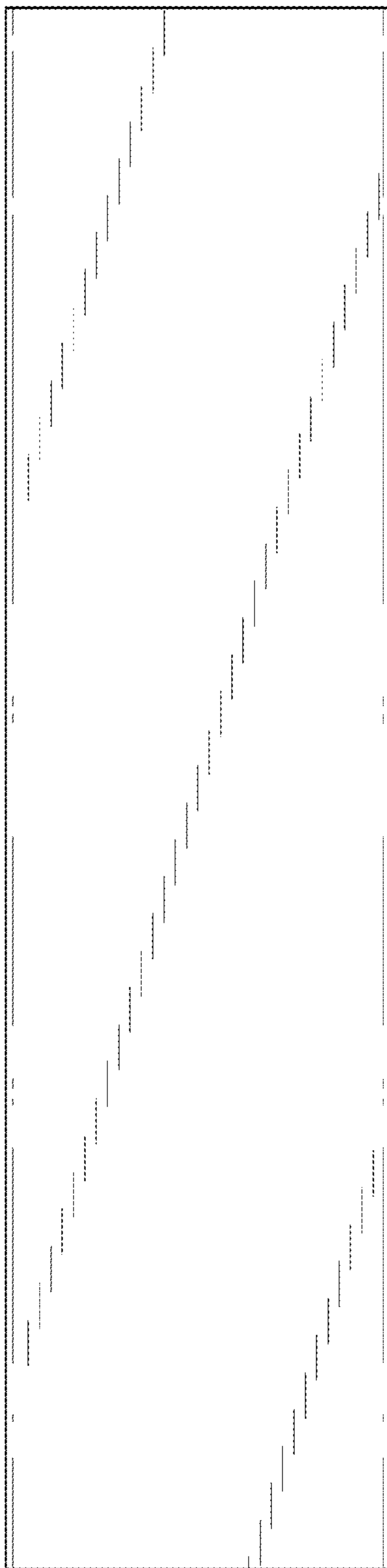


FIG. 4




FIG. 5




FIG. 6