



US00D680660S

(12) **United States Design Patent**
Elizarraras et al.

(10) **Patent No.:** **US D680,660 S**
(45) **Date of Patent:** **** Apr. 23, 2013**

(54) **WALL TRIM**

(75) Inventors: **George Elizarraras**, Fontana, CA (US);
Bjorn Gunderson, Fontana, CA (US);
Dale Knox, Fontana, CA (US); **Kevin O’Leary**, Fontana, CA (US); **Adam Ruggles**, Fontana, CA (US); **Marko Suput**, Fontana, CA (US); **Jason Ward**, Fontana, CA (US)

(73) Assignee: **James Hardie Technology Limited**, Dublin (IE)

(**) Term: **14 Years**

(21) Appl. No.: **29/427,562**

(22) Filed: **Jul. 19, 2012**

(51) **LOC (9) Cl.** **25-02**

(52) **U.S. Cl.**
USPC **D25/55; D25/136**

(58) **Field of Classification Search** 52/236.6,
52/264, 272, 287.1, 255, 242, 293.1, 169.12,
52/434, 435, 800.1, 716.1, 717.01, 716.8,
52/718.01, 718.04, 11, 13, 14, 15, 58, 213,
52/60, 61, 62, 290, 220.7, 211, 204.53; D25/119,
D25/136, 55

See application file for complete search history.

(56) **References Cited**

U.S. PATENT DOCUMENTS

3,486,283 A 12/1969 Arnett
4,555,885 A * 12/1985 Raymond et al. 52/468

5,073,430 A * 12/1991 Aidan 428/43
5,644,877 A * 7/1997 Wood 52/241
6,018,924 A * 2/2000 Tamlyn 52/716.8
6,341,458 B1 * 1/2002 Burt 52/287.1
D464,153 S * 10/2002 Krieger D25/136
6,779,313 B2 8/2004 Smythe, Jr.
7,453,047 B2 * 11/2008 Muehlebach 174/481
D594,563 S * 6/2009 Polston D25/55

OTHER PUBLICATIONS

“Easytrim Reveals—Combo Booklet” as downloaded Feb. 4, 2012 from <http://easytrimreveals.com/PDF/ComboBooklet/EZ-ComboBook-Website-Feb4.pdf>.

* cited by examiner

Primary Examiner — Doris Clark

(74) *Attorney, Agent, or Firm* — Knobbe Martens Olson & Bear, LLP

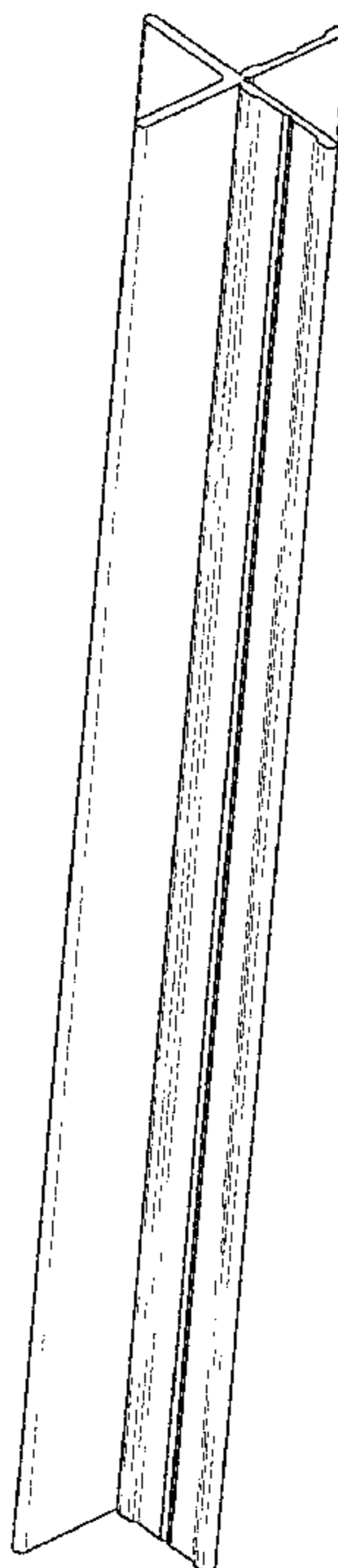
(57) **CLAIM**

The ornamental design for the wall trim, as shown and described.

DESCRIPTION

FIG. 1 is a front perspective view of the wall trim.
FIG. 2 is a rear perspective view of the wall trim in FIG. 1.
FIG. 3 is a front view of the wall trim in FIG. 1.
FIG. 4 is a rear view of the wall trim in FIG. 1.
FIG. 5 is a left side view of the wall trim in FIG. 1. The right side view is a mirror image of the left side view; and,
FIG. 6 is a top view of the wall trim in FIG. 1. The bottom view is a mirror image of the top view.

1 Claim, 5 Drawing Sheets



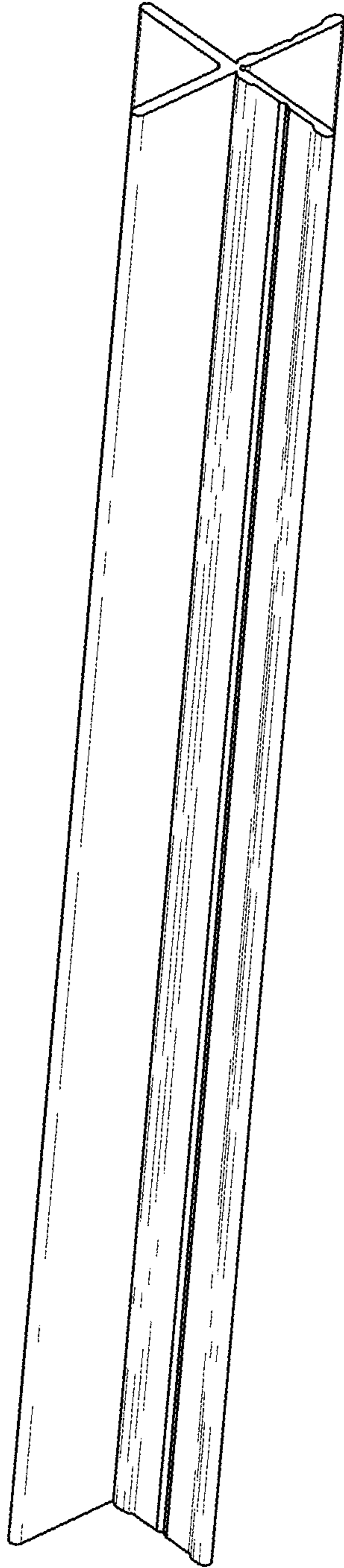


FIG. 1

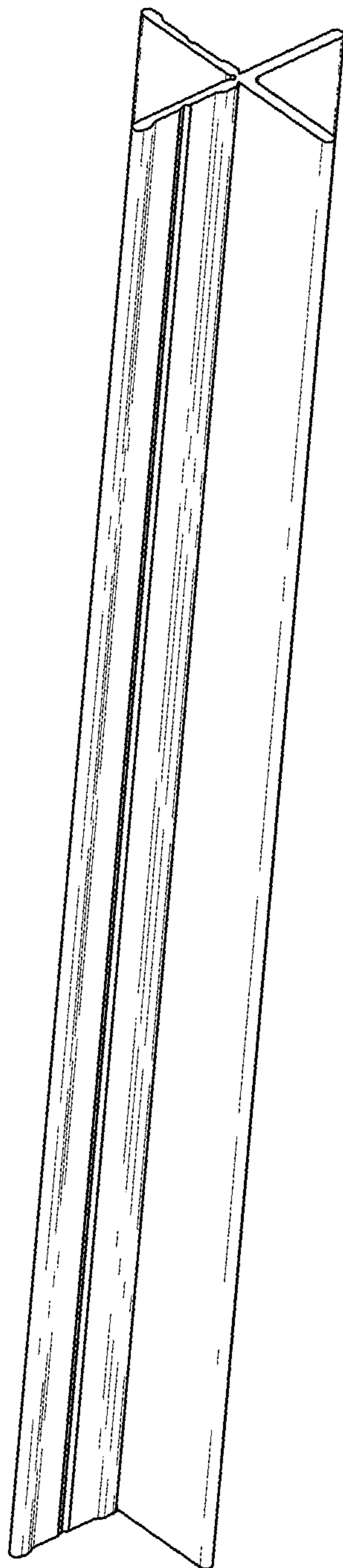


FIG. 2




FIG. 3




FIG. 4

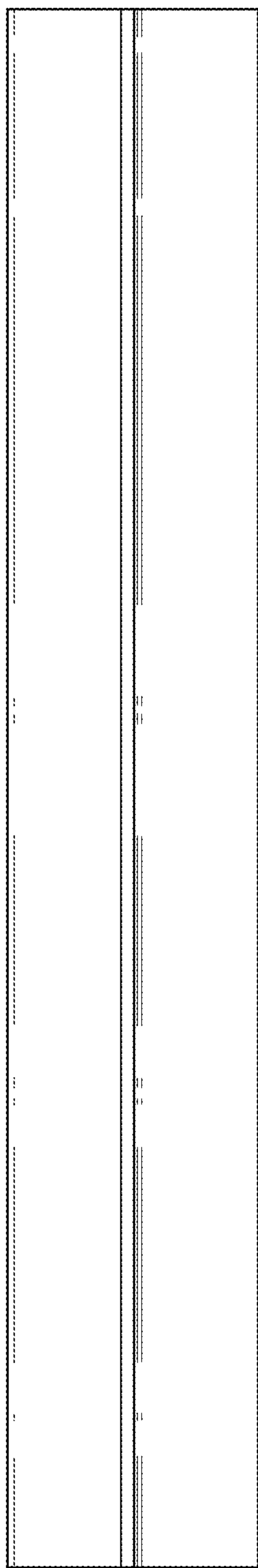


FIG. 5

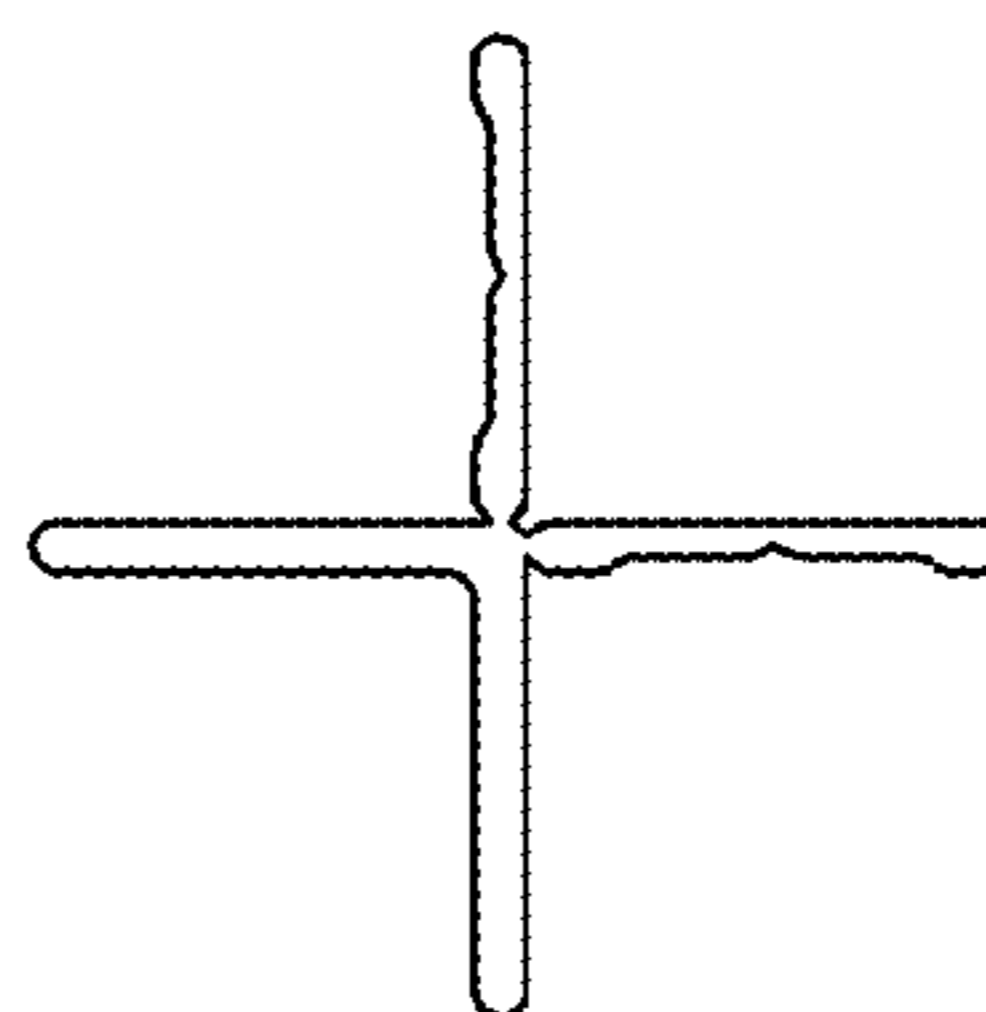


FIG. 6