



US00D680656S

(12) **United States Design Patent**  
**Larsen et al.**

(10) **Patent No.:** **US D680,656 S**

(45) **Date of Patent:** **\*\* \*Apr. 23, 2013**

(54) **SPA SHELL**

(75) Inventors: **Christopher Carl Larsen**, Vista, CA (US); **Sage Nathan Baker**, Cardiff, CA (US)

(73) Assignee: **Watkins Manufacturing Corporation**, Vista, CA (US)

(\*) Notice: This patent is subject to a terminal disclaimer.

(\*\*) Term: **14 Years**

(21) Appl. No.: **29/362,013**

(22) Filed: **May 19, 2010**

(51) **LOC (9) Cl.** ..... **23-02**

(52) **U.S. Cl.**  
USPC ..... **D24/204**

(58) **Field of Classification Search** ..... D24/201,  
D24/204, 205; D23/277, 278, 276, 280.1-280.3;  
601/154-158; 4/541.1-541.6, 547, 578.1,  
4/579

See application file for complete search history.

(56) **References Cited**

**U.S. PATENT DOCUMENTS**

D288,125 S	2/1987	Watkins
D367,708 S	3/1996	Lawing et al.
D368,530 S	4/1996	Lawing et al.
D387,869 S	12/1997	Larsen
D387,870 S	12/1997	Larsen
D405,181 S	2/1999	Larsen
D405,182 S	2/1999	Larsen
D405,185 S	2/1999	Larsen
D405,186 S	2/1999	Larsen
D431,297 S	9/2000	Larsen et al.
D436,178 S	1/2001	Larsen et al.

D445,904 S	7/2001	Larsen	
D446,309 S	8/2001	Bower	
D446,310 S	8/2001	Bower	
D446,862 S	8/2001	Larsen et al.	
D463,028 S	9/2002	Bower	
D463,569 S	9/2002	Bower	
D465,576 S	11/2002	Larsen	
D496,107 S	9/2004	Larsen	
D517,697 S	3/2006	Larsen	
D527,828 S	9/2006	Larsen	
D528,661 S	* 9/2006	Loyd	D24/204
D528,663 S	* 9/2006	Loyd	D24/204
D529,181 S	* 9/2006	Loyd	D24/204
D531,731 S	11/2006	Larsen	

(Continued)

*Primary Examiner* — David Muller

(74) *Attorney, Agent, or Firm* — Nirav D. Parikh; Lora J. Graentzdoerffer; Edgar A. Zarins

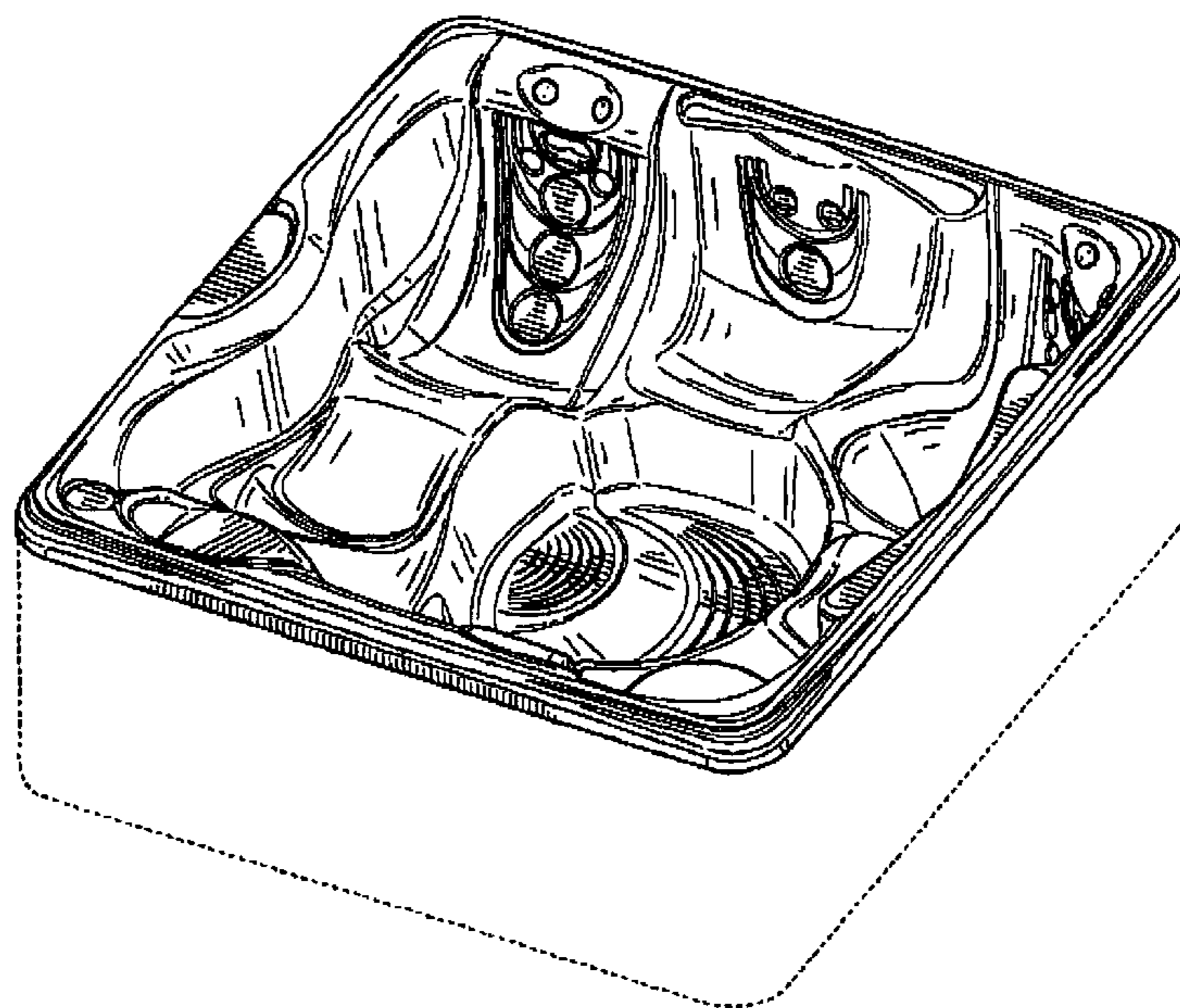
(57) **CLAIM**

The ornamental design for a spa shell, as shown and described.

**DESCRIPTION**

FIG. 1 is a perspective view of a spa shell showing our design; FIG. 2 is a perspective view thereof; FIG. 3 is a top plan view thereof; FIG. 4 is a cross-sectional view taken along 4-4 of FIG. 3; FIG. 5 is a cross-sectional view taken along 5-5 of FIG. 3; FIG. 6 is a cross-sectional view taken along 6-6 of FIG. 3; FIG. 7 is a cross-sectional view taken along 7-7 of FIG. 3; FIG. 8 is a cross-sectional view taken along 8-8 of FIG. 3; and, FIG. 9 is a cross-sectional view taken along 9-9 of FIG. 3. The broken-line disclosure in the views represents portions of the article in which the claimed design is embodied, but which form no part of the claimed design.

**1 Claim, 6 Drawing Sheets**



# US D680,656 S

Page 2

---

U.S. PATENT DOCUMENTS			
D542,416 S	5/2007	Larsen	
D542,925 S	5/2007	Larsen	
D543,282 S	5/2007	Larsen	
D543,283 S	5/2007	Larsen	
D550,371 S	9/2007	Larsen	
D551,356 S *	9/2007	Loyd .....	D24/204
D551,357 S *	9/2007	Loyd .....	D24/204
D552,746 S *	10/2007	Loyd .....	D24/204
D565,190 S *	3/2008	Lenci .....	D24/204
D589,624 S	3/2009	Larsen	
D590,951 S	4/2009	Larsen	
D592,736 S *	5/2009	Cunningham .....	D23/277
D592,737 S *	5/2009	Cunningham .....	D23/277
D600,816 S	9/2009	Larsen	
D601,263 S	9/2009	Larsen	
D611,612 S	3/2010	Nering	
D614,776 S *	4/2010	Loyd .....	D24/204
D616,104 S	5/2010	Larsen et al.	
D616,105 S	5/2010	Larsen et al.	
D616,106 S	5/2010	Larsen et al.	
D616,999 S	6/2010	Larsen et al.	
D634,019 S *	3/2011	Larsen et al. ....	D24/204
D634,020 S *	3/2011	Larsen et al. ....	D24/204
D634,021 S *	3/2011	Larsen et al. ....	D24/204

\* cited by examiner

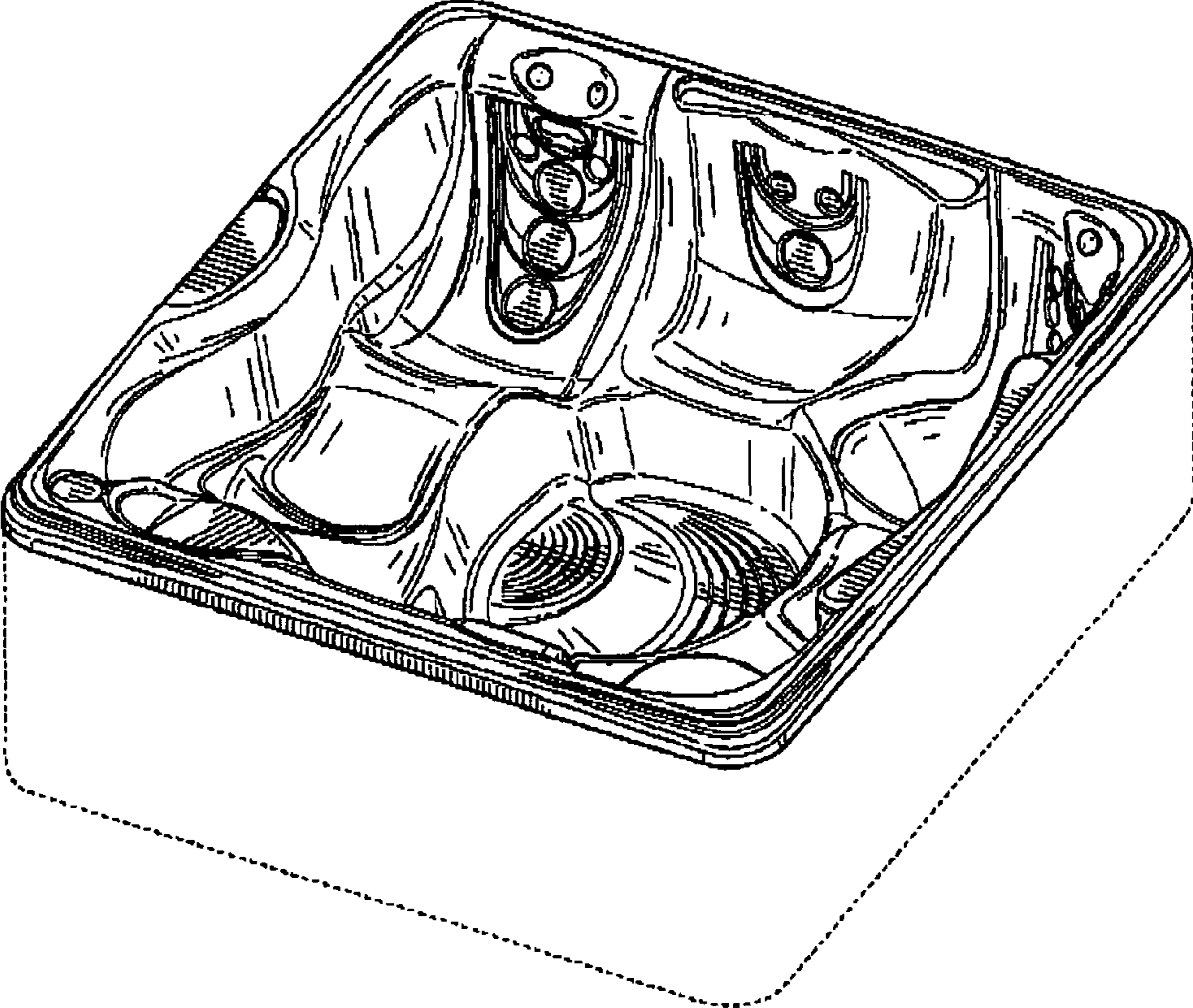


FIG. 1



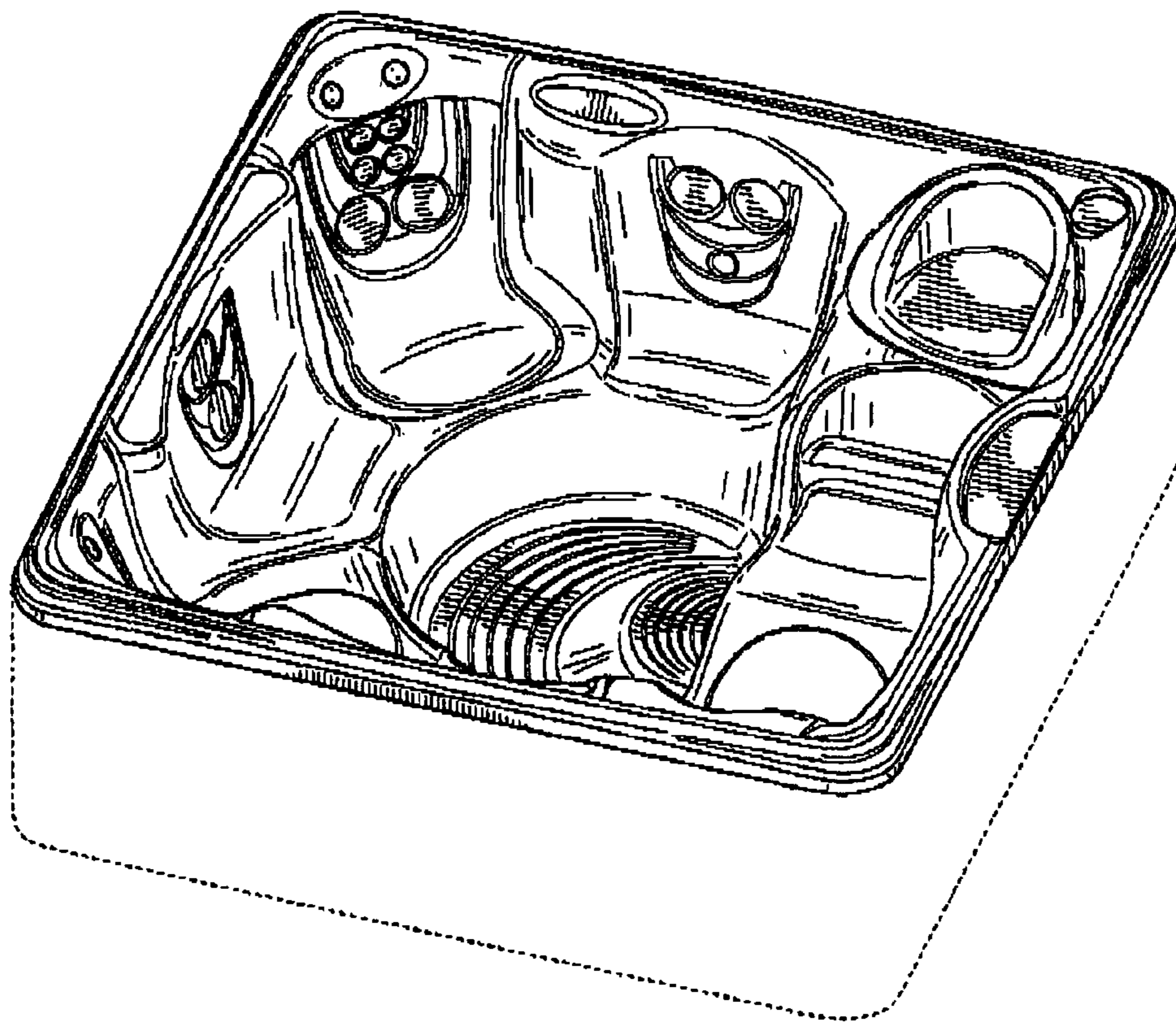


FIG. 2

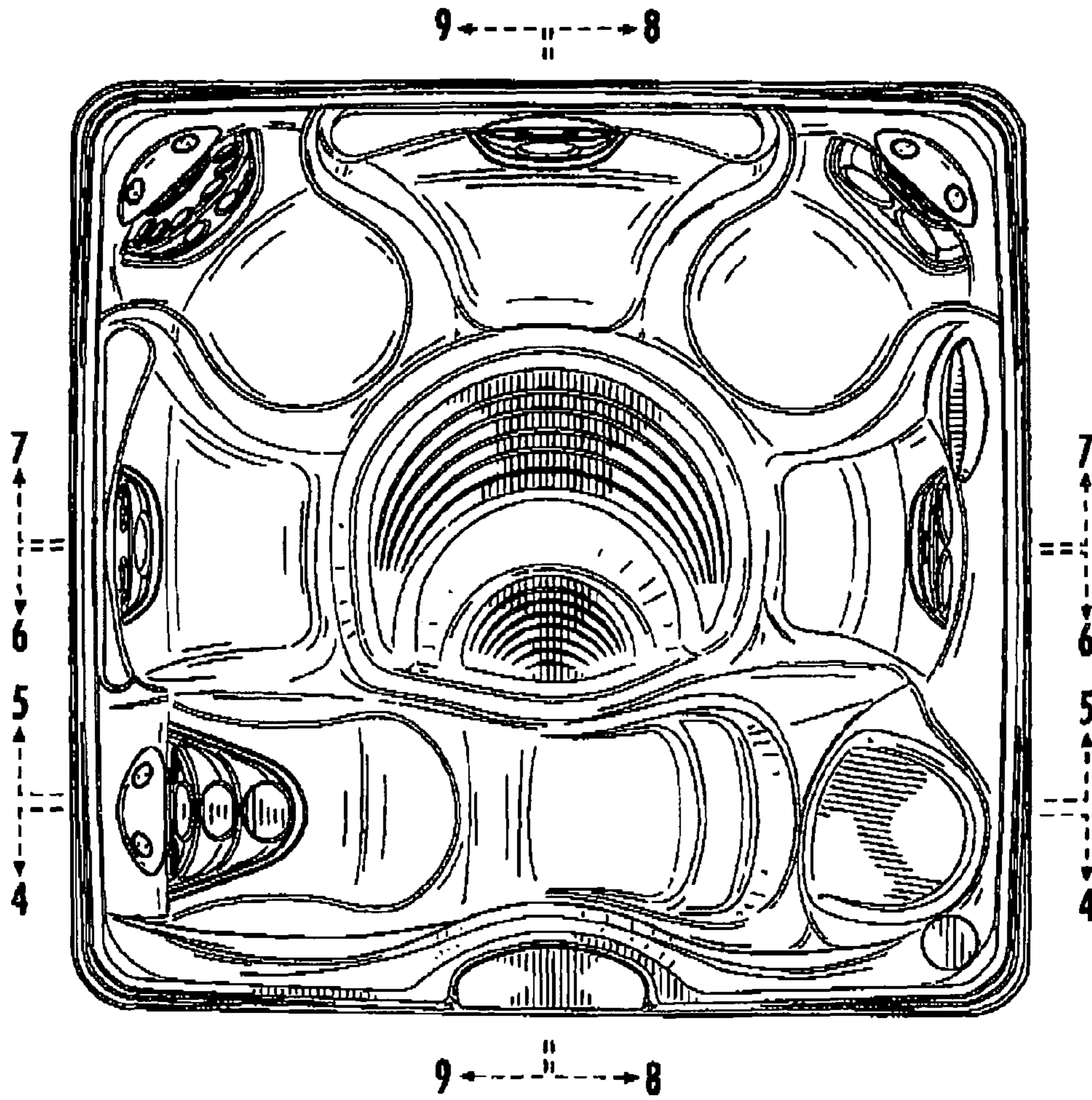


FIG. 3

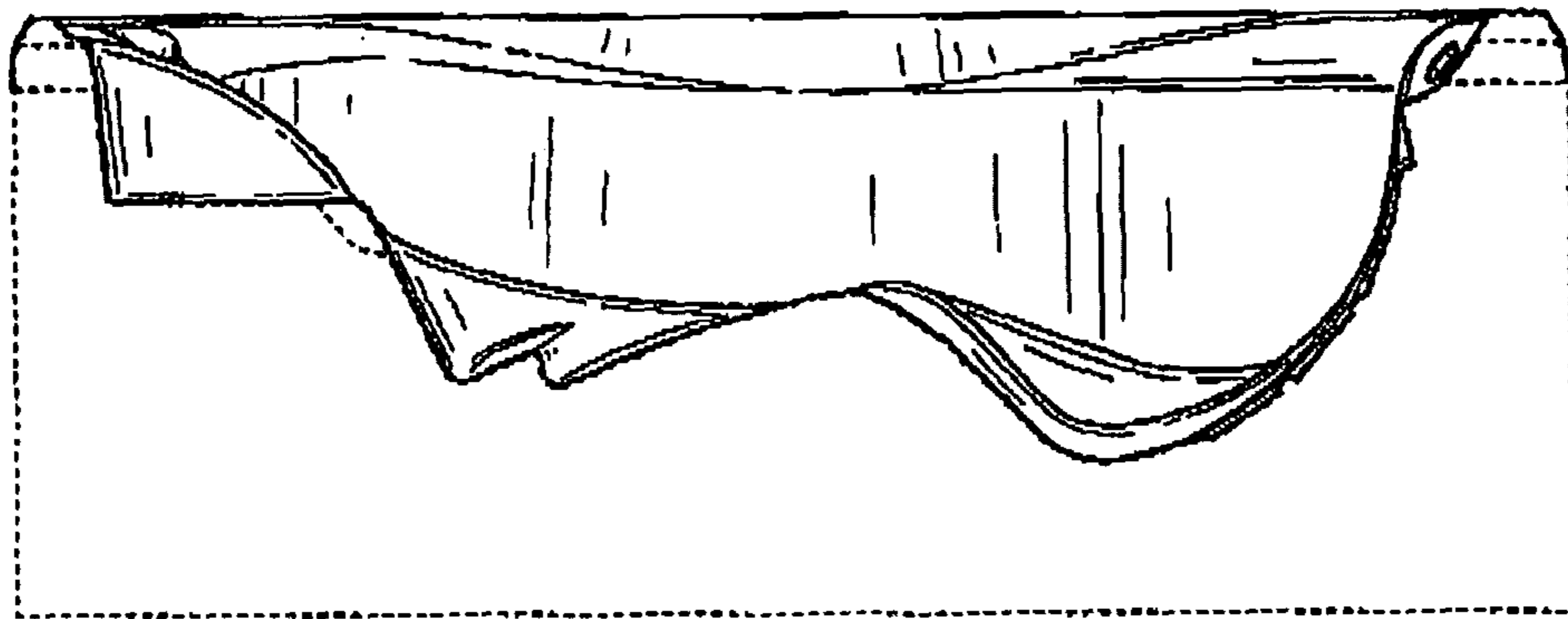


FIG. 4

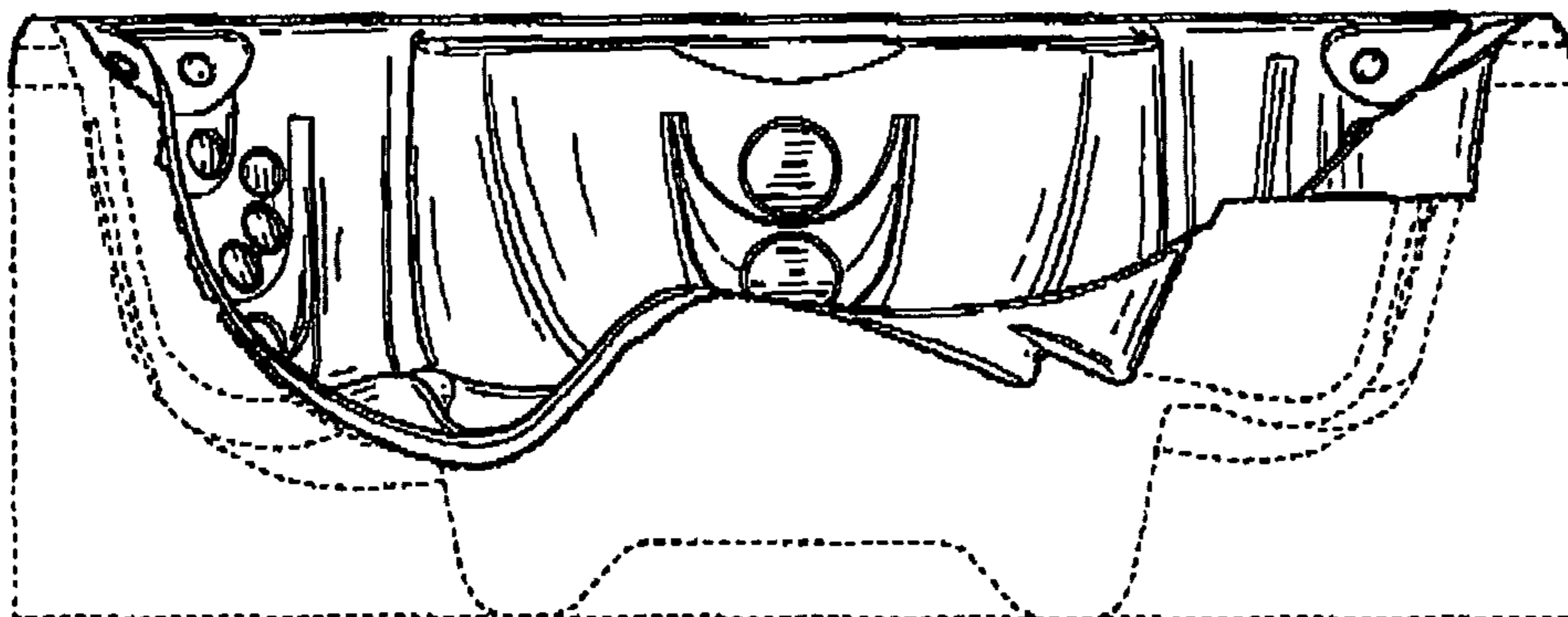


FIG. 5

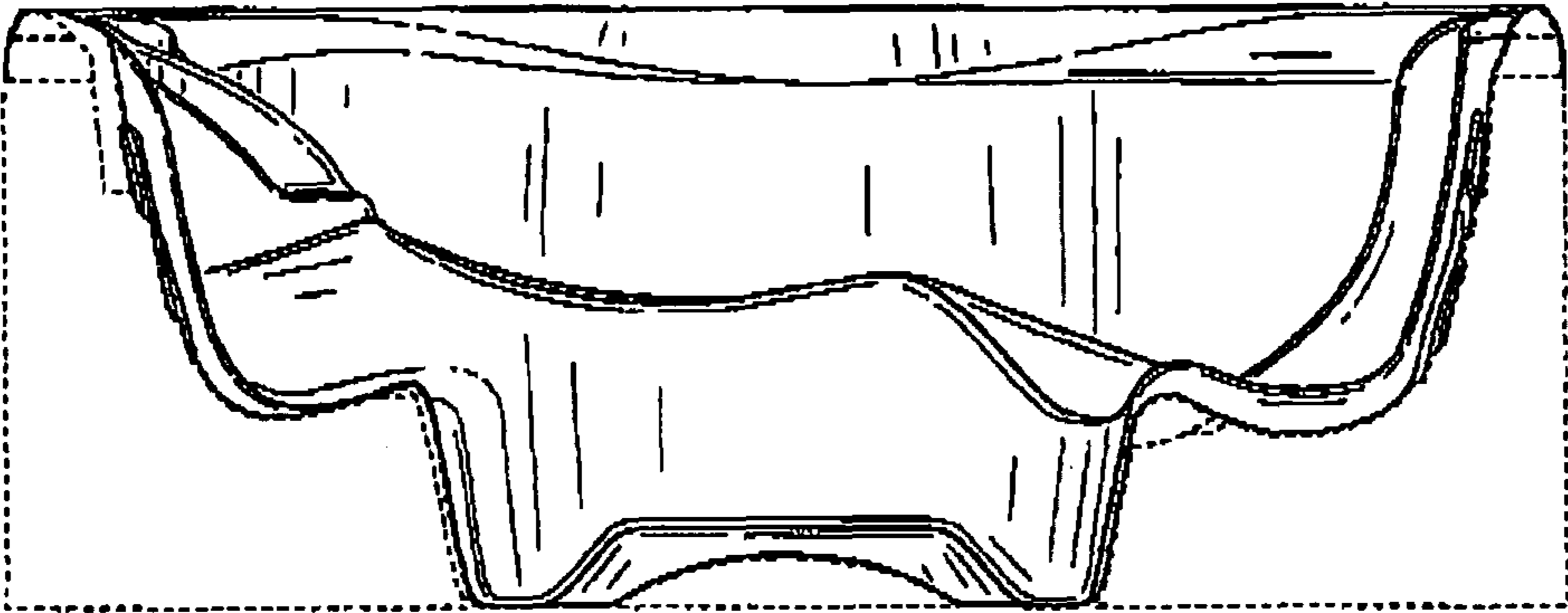


FIG. 6

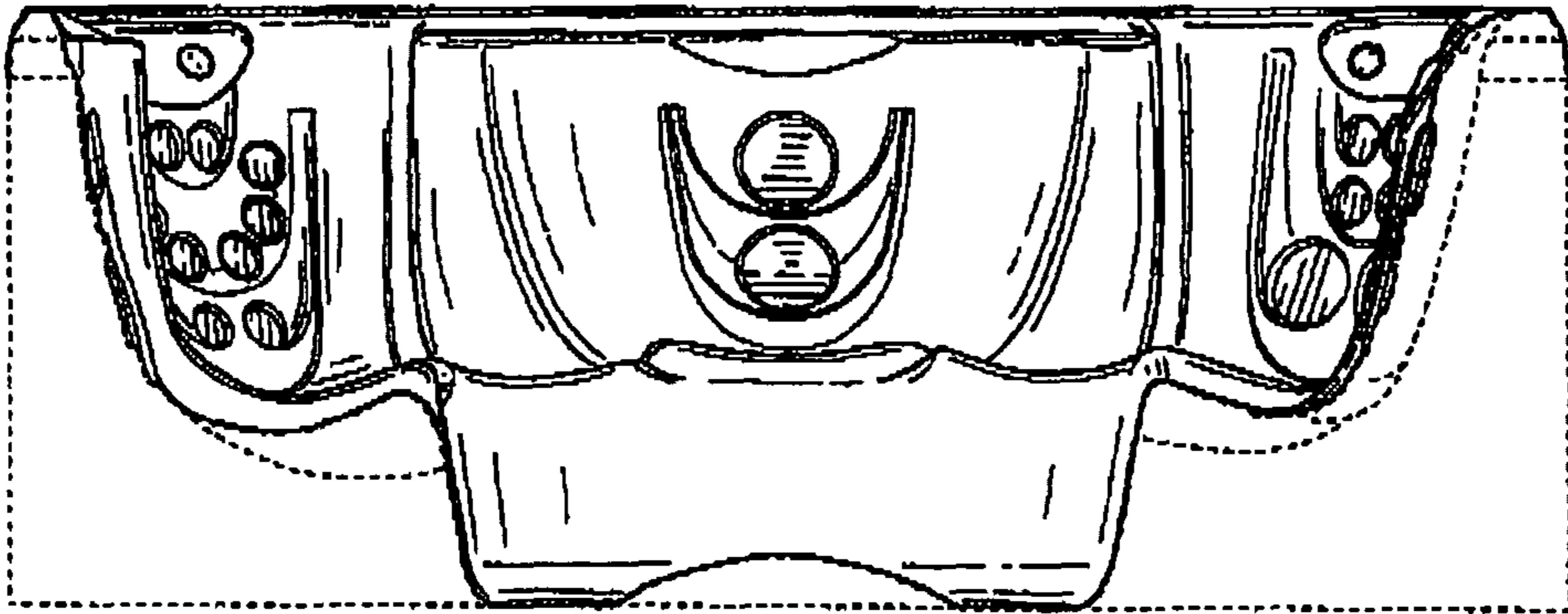


FIG. 7






FIG. 8




FIG. 9