



US00D680654S

(12) **United States Design Patent**  
**Borrelli**

(10) **Patent No.:** **US D680,654 S**

(45) **Date of Patent:** **\*\* Apr. 23, 2013**

(54) **MEDICAL SUPPORT DEVICE**

(76) Inventor: **Katia Borrelli**, Penfield, NY (US)

(\*\*) Term: **14 Years**

(21) Appl. No.: **29/403,398**

(22) Filed: **Oct. 5, 2011**

(51) **LOC (9) Cl.** ..... **24-04**

(52) **U.S. Cl.**  
USPC ..... **D24/188**

(58) **Field of Classification Search** ..... D24/180,  
D24/181, 183–185, 189–192; 482/83, 140,  
482/142; D6/334, 349, 361, 595–596, 598,  
D6/601, 604, 605; D30/118, 160; 119/28.5,  
119/482, 706; 5/484, 485, 632, 636, 640,  
5/652, 654, 655, 707; D21/662, 668, 686,  
D21/688, 690; 128/845, 870; 297/452, DIG. 3  
See application file for complete search history.

(56) **References Cited**

U.S. PATENT DOCUMENTS

D284,702 S *	7/1986	Castillo	.....	D24/190
D338,587 S *	8/1993	Harnish	.....	D6/601
D344,589 S *	2/1994	Kilbey	.....	D24/192
D347,476 S *	5/1994	McDonald	.....	D24/190
D362,072 S *	9/1995	Sternberg	.....	D24/190
D367,535 S *	2/1996	Stenberg	.....	D24/190
D378,615 S *	3/1997	Neviaser et al.	.....	D24/190
D413,981 S *	9/1999	Swedberg et al.	.....	D24/190
D413,982 S *	9/1999	Swedberg et al.	.....	D24/190
D415,281 S *	10/1999	Swedberg et al.	.....	D24/190
D421,359 S *	3/2000	Liao	.....	D6/601
D426,307 S *	6/2000	Swedberg et al.	.....	D24/183
D438,624 S *	3/2001	Reina	.....	D24/190
D444,560 S *	7/2001	Berglund	.....	D24/188
D445,901 S *	7/2001	Sims	.....	D24/188
D456,659 S *	5/2002	Landvik	.....	D6/601
D457,639 S *	5/2002	McCoy	.....	D24/192

D463,701 S *	10/2002	Borcherding et al.	.....	D6/601
D523,276 S *	6/2006	Kuo	.....	D6/601
D548,842 S *	8/2007	Elnekaveh	.....	D24/188
D555,248 S *	11/2007	Rugfelt	.....	D24/183
D555,253 S *	11/2007	McConnico et al.	.....	D24/192
D642,694 S *	8/2011	Sharps et al.	.....	D24/190
D665,506 S *	8/2012	Derrick et al.	.....	D24/191

\* cited by examiner

*Primary Examiner* — T. Chase Nelson

*Assistant Examiner* — Michelle E Wilson

(74) *Attorney, Agent, or Firm* — Brian B. Shaw, Esq.; Jodi A. Reynolds, Esq.; Harter Secrest & Emery LLP

(57) **CLAIM**

The ornamental design for a medical support device, as shown and described.

**DESCRIPTION**

FIG. 1 is a front perspective view of the medical support device showing my design;

FIG. 2 is a top view of the medical support device shown in FIG. 1;

FIG. 3 is a right side elevation view, which is a mirror image of the left side elevation view, of the medical support device shown in FIG. 1;

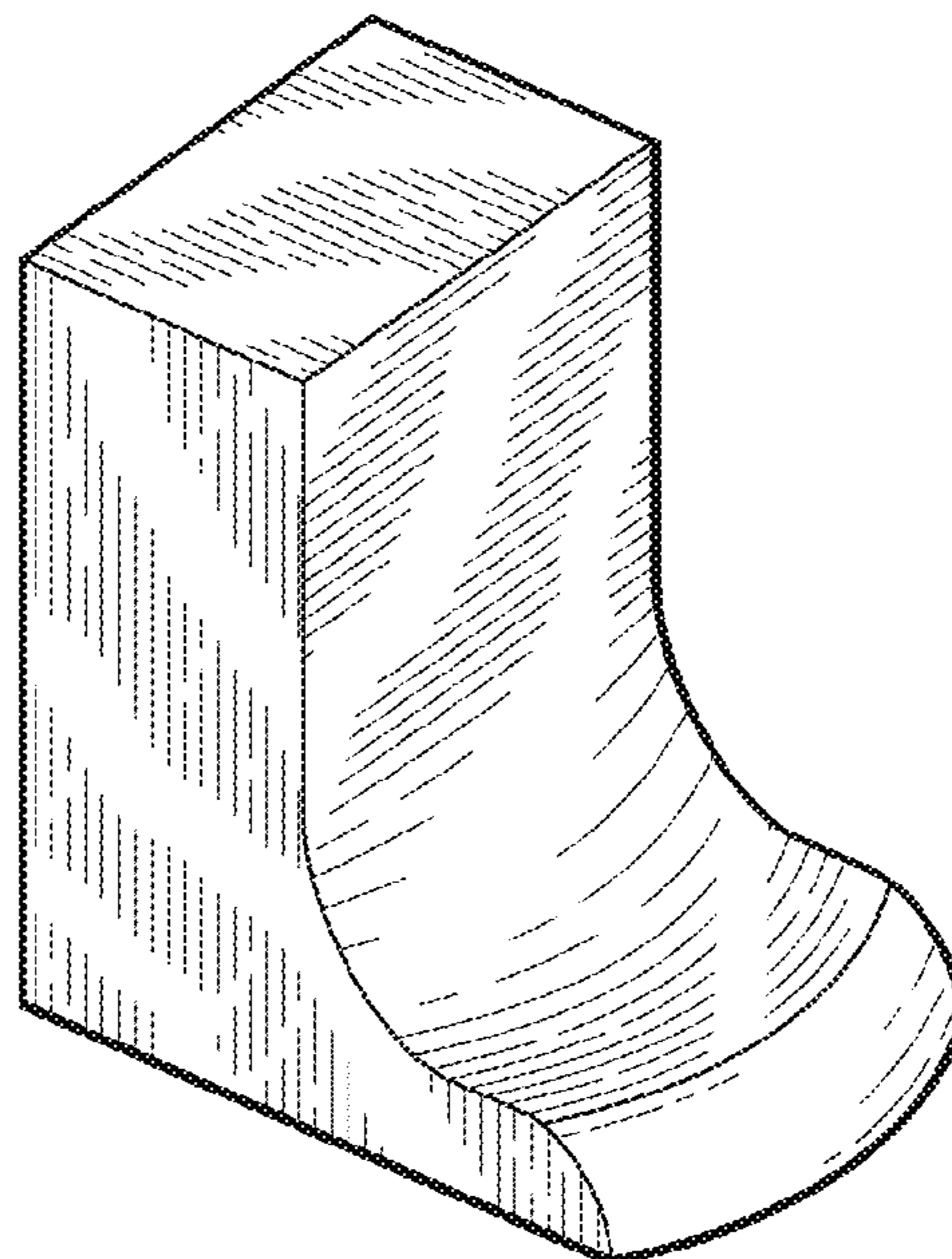
FIG. 4 is a front elevation view of the medical support device shown in FIG. 1;

FIG. 5 is a bottom view of the medical support device shown in FIG. 1; and,

FIG. 6 is a rear elevation view of the medical support device of FIG. 1.

The broken line showing of the handle on the back of the medical support device is included for the purpose of illustrating environment and forms no part of the claimed design.

**1 Claim, 2 Drawing Sheets**



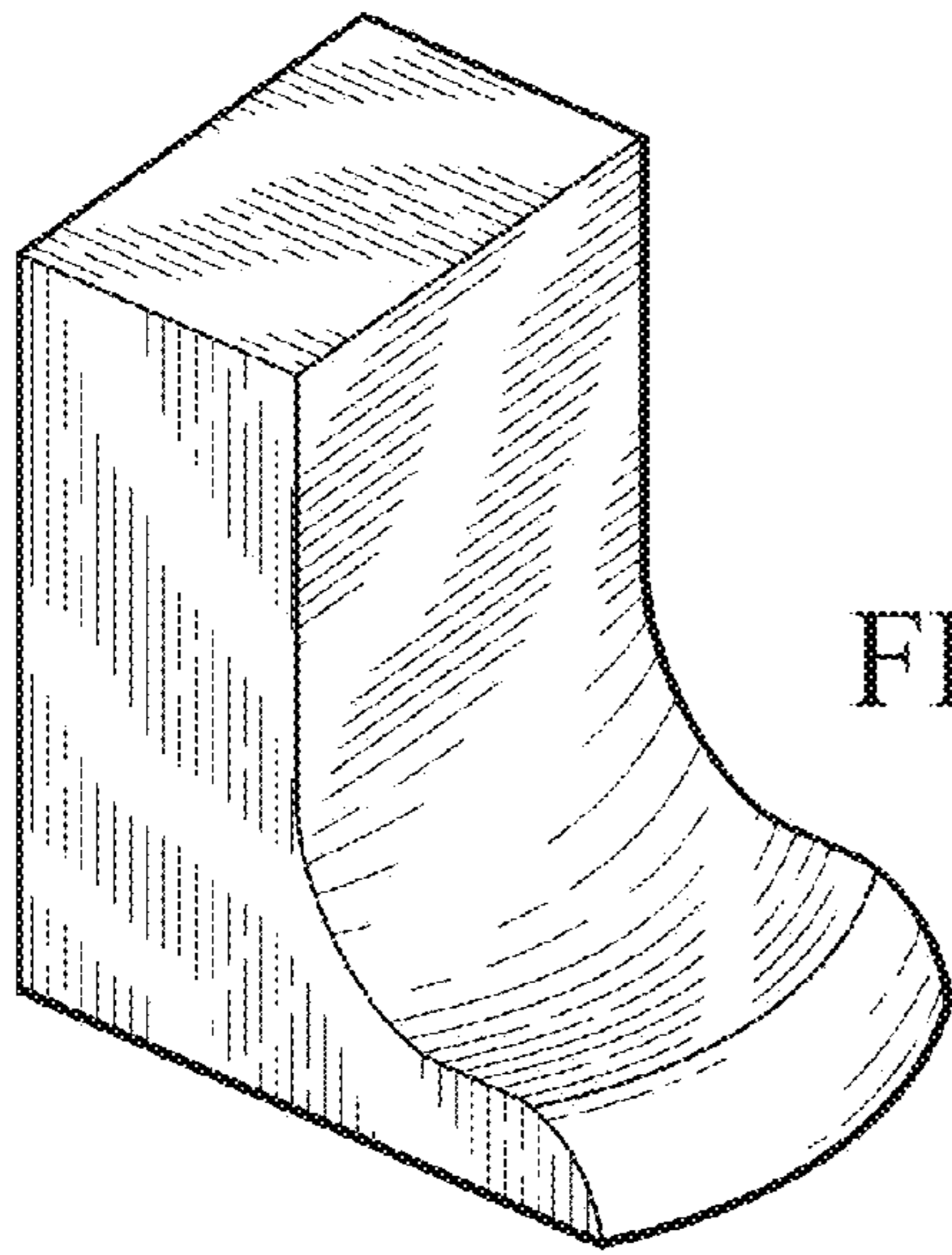


FIG. 1




FIG. 2

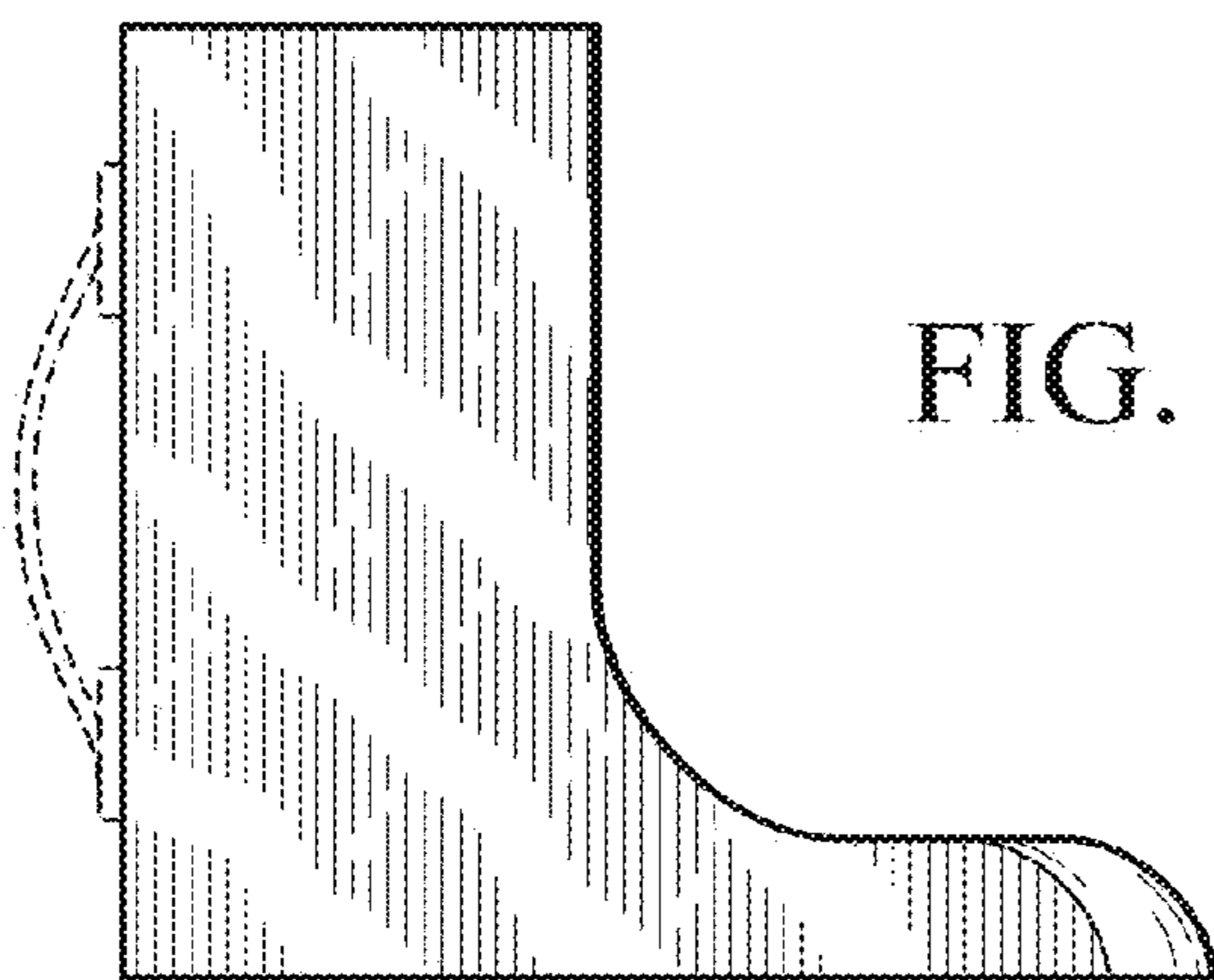


FIG. 3




FIG. 4




FIG. 5

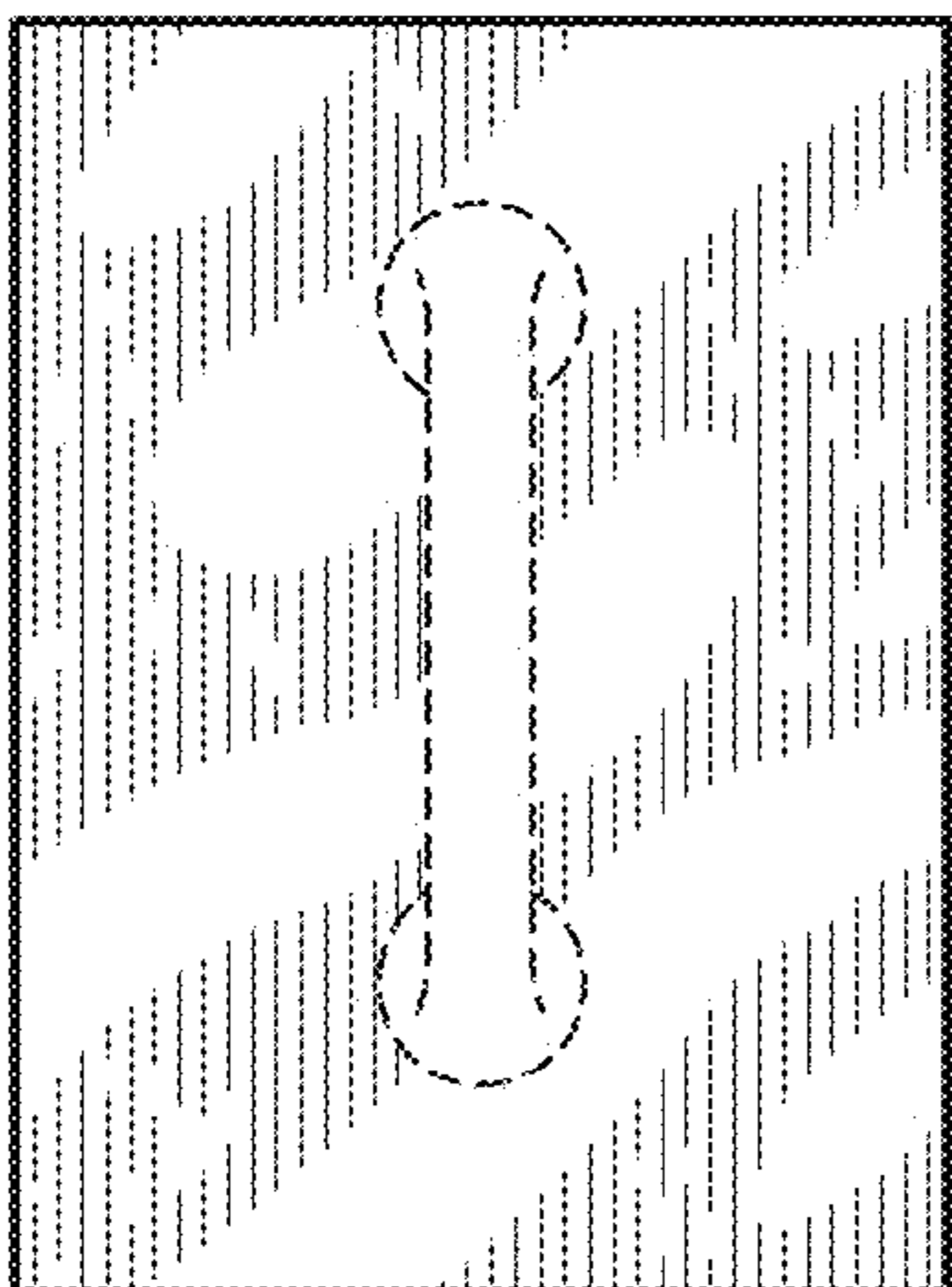


FIG. 6