



US00D680648S

(12) **United States Design Patent**  
**Radocy**

(10) **Patent No.:** **US D680,648 S**

(45) **Date of Patent:** **\*\* Apr. 23, 2013**

(54) **CANINE PROSTHESIS**

(75) Inventor: **Robert Radocy**, Boulder, CO (US)

(73) Assignee: **Therapeutic Recreation Systems, Inc.**,  
Boulder, CO (US)

(\*\*) Term: **14 Years**

(21) Appl. No.: **29/402,602**

(22) Filed: **Sep. 24, 2011**

(51) **LOC (9) Cl.** ..... **24-02**

(52) **U.S. Cl.**  
USPC ..... **D24/155**

(58) **Field of Classification Search** ..... D24/155,  
D24/156, 133, 152, 154, 135, 144-146, 151;  
606/194, 198; 623/22.21, 23.44, 23.54, 23.7,  
623/1.15, 903; 604/1.02, 103.02; D11/158;  
D21/604, 655, 658

See application file for complete search history.

(56) **References Cited**

U.S. PATENT DOCUMENTS

D268,606 S \* 4/1983 Gibbons ..... D21/604  
D271,677 S \* 12/1983 Ivy ..... D11/158

D295,543 S \* 5/1988 Phillippi ..... D21/655  
5,047,056 A \* 9/1991 Kenna ..... 623/23.44  
7,169,185 B2 \* 1/2007 Sidebotham ..... 623/22.21  
D560,733 S \* 1/2008 Lorenz ..... D21/658

\* cited by examiner

*Primary Examiner* — Ian Simmons

*Assistant Examiner* — Charles Hanson

(74) *Attorney, Agent, or Firm* — QuickPatents; Kevin Prince


(57) **CLAIM**

I claim the ornamental design for a canine prosthesis, as shown and described.

**DESCRIPTION**

FIG. 1 is a perspective view of a canine prosthesis, showing a first embodiment of my new design;  
FIG. 2 is a right-side elevational view thereof, the left-side elevational view being a mirror image thereof;  
FIG. 3 is a top plan view thereof;  
FIG. 4 is a bottom plan view thereof;  
FIG. 5 is a front elevational view thereof; and,  
FIG. 6 is a rear elevation view thereof.

**1 Claim, 1 Drawing Sheet**






FIG. 1

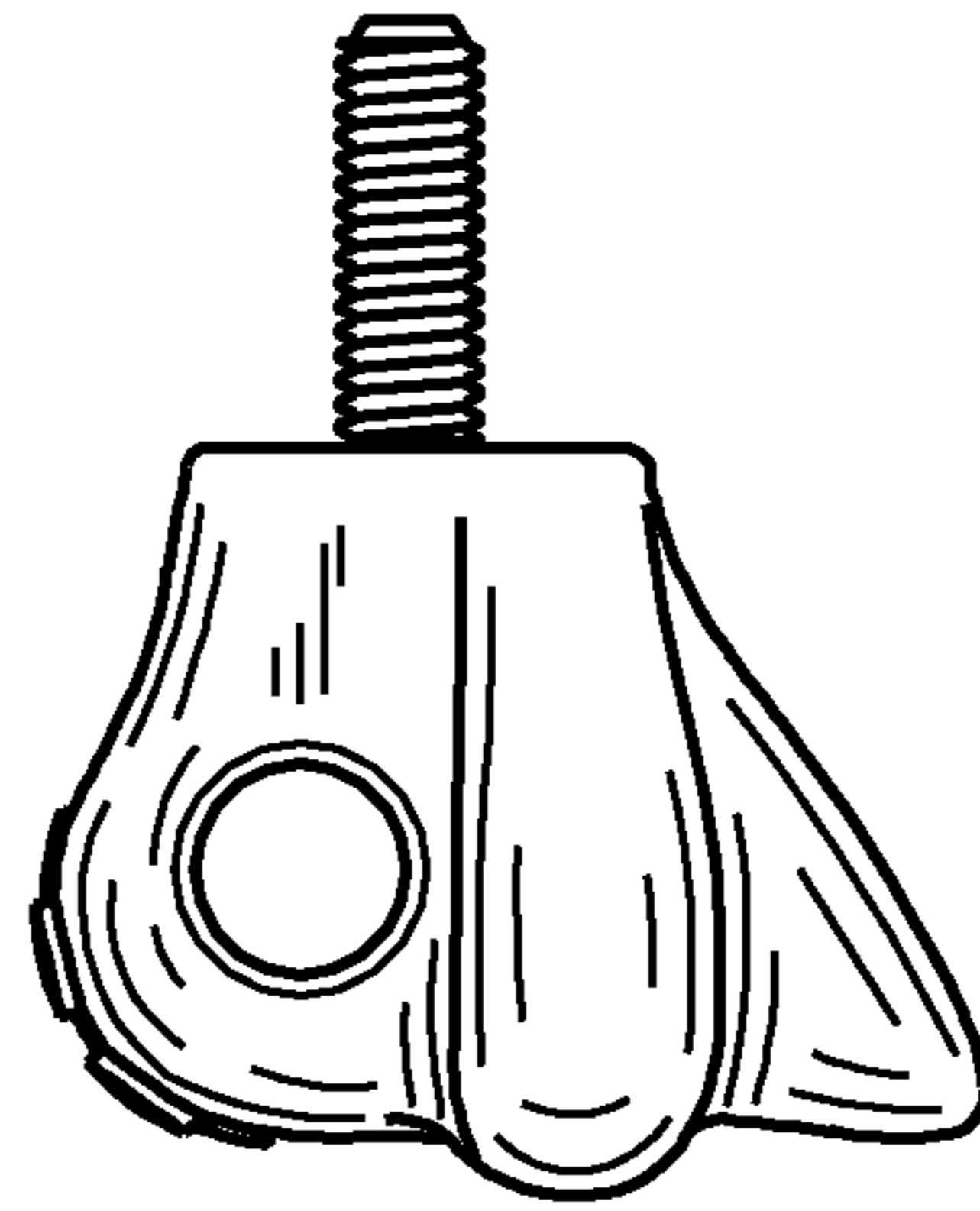


FIG. 2

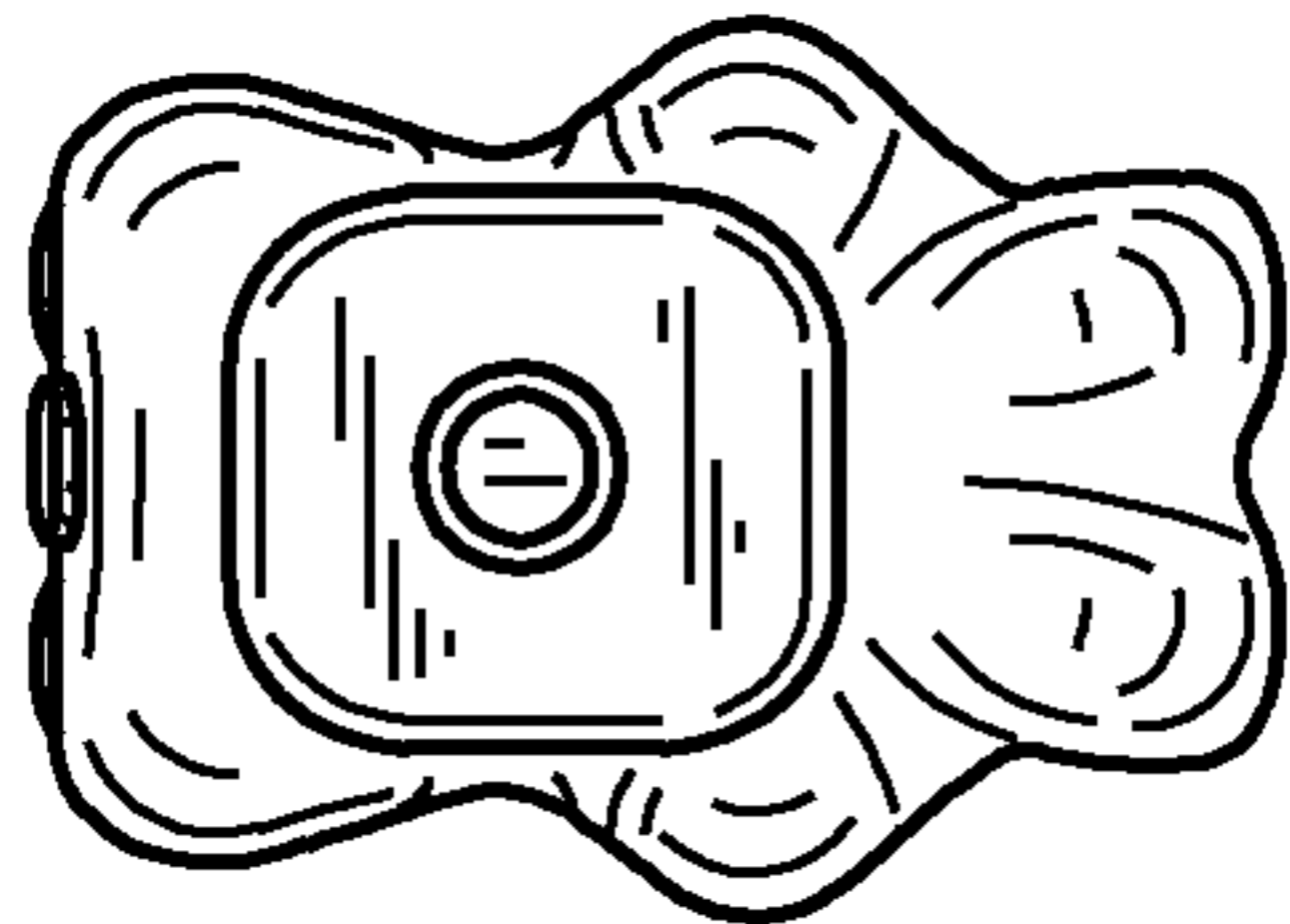


FIG. 3




FIG. 5

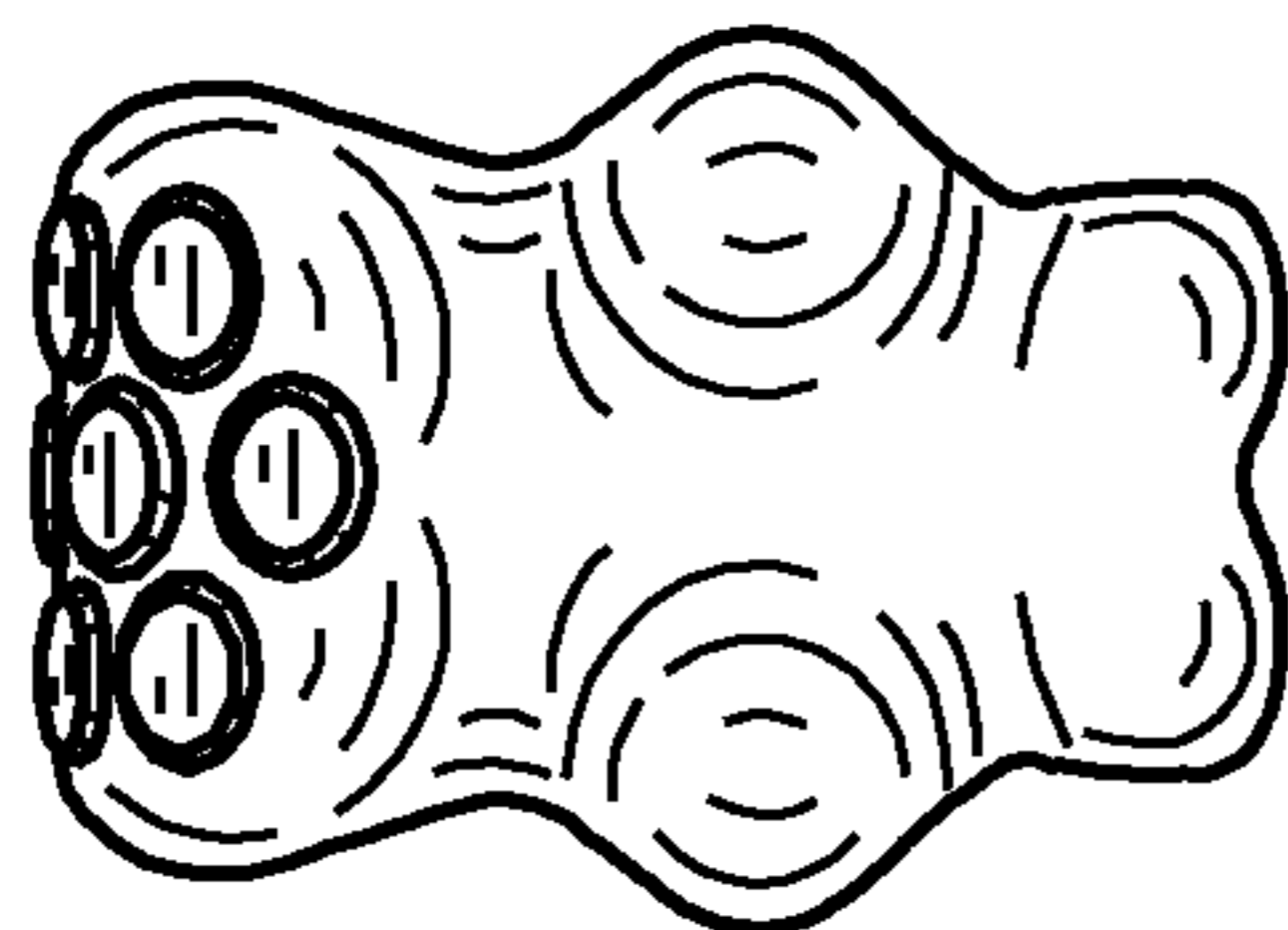


FIG. 4

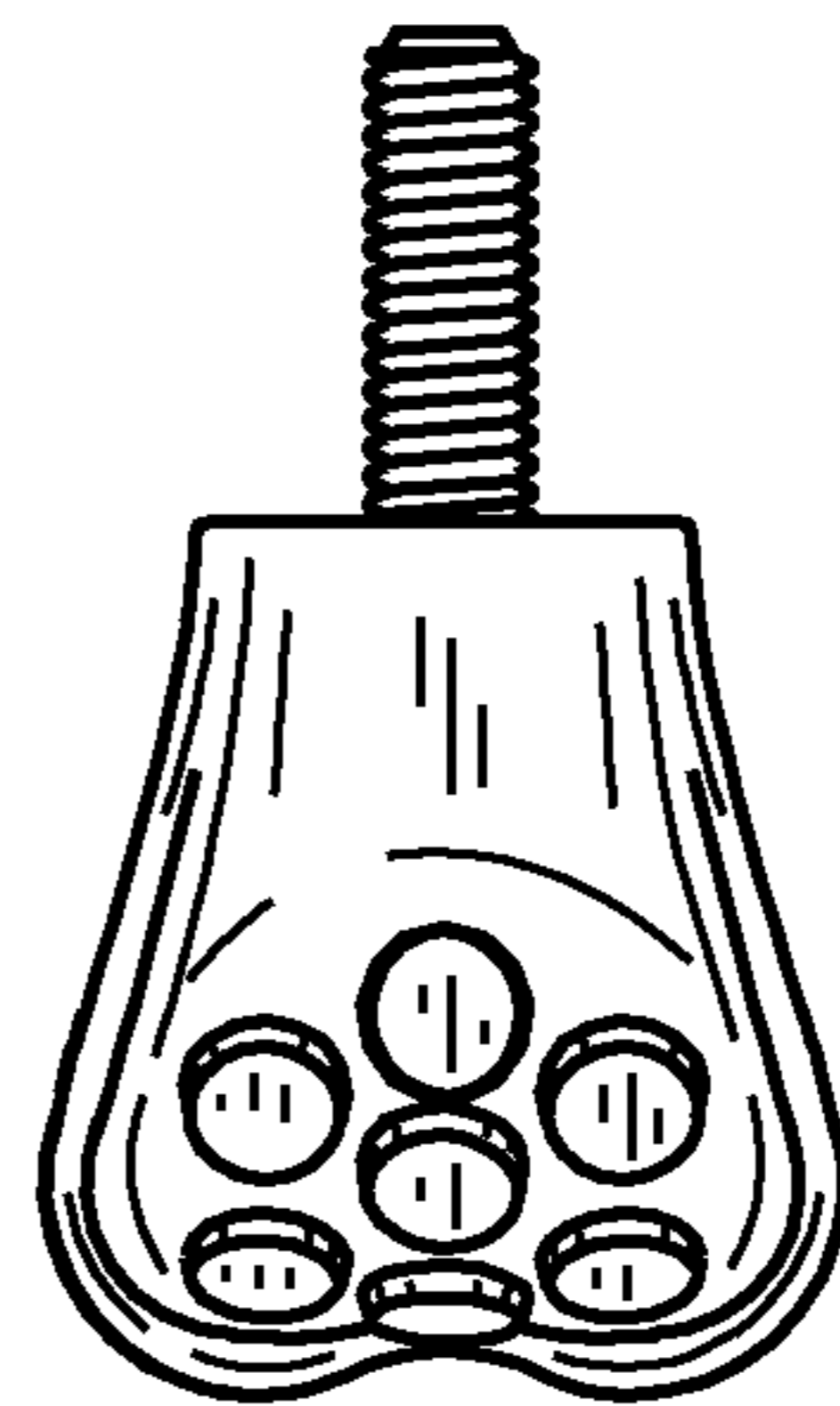


FIG. 6