



US00D680628S

(12) **United States Design Patent**
Houck

(10) **Patent No.:** **US D680,628 S**

(45) **Date of Patent:** **** Apr. 23, 2013**

(54) **SINK STOPPER**

(76) Inventor: **Theresa A Houck**, Pueblo, CO (US)

(**) Term: **14 Years**

(21) Appl. No.: **29/407,811**

(22) Filed: **Dec. 2, 2011**

Related U.S. Application Data

(63) Continuation of application No. 29/407,305, filed on Nov. 28, 2011, now abandoned.

(51) **LOC (9) Cl.** **23-01**

(52) **U.S. Cl.**
USPC **D23/260**

(58) **Field of Classification Search** D23/260–261;
4/286–287, 293, 295; 285/360, 148.19, 148.2,
285/376, 401
See application file for complete search history.

5,404,596 A	4/1995	Coory	
D372,650 S	8/1996	Bundy	
5,617,605 A	4/1997	Hoerner et al.	
D398,104 S	9/1998	Raines	
D427,774 S	7/2000	Jackson et al.	
D463,851 S *	10/2002	Eastman	D23/260
7,480,954 B1	1/2009	Houck	
D597,181 S *	7/2009	Jones	D23/260
D599,444 S *	9/2009	Jones	D23/261
D605,733 S	12/2009	Cavalieri	
D641,841 S	7/2011	Houck	
7,971,309 B2	7/2011	Houck	
D654,572 S *	2/2012	Chiles	D23/260
8,117,685 B2 *	2/2012	Escobar et al.	4/290
2006/0107476 A1	5/2006	Mameletzi et al.	
2009/0007343 A1	1/2009	Houck	

* cited by examiner

Primary Examiner — Eric Goodman

(57) **CLAIM**

The ornamental design for a sink stopper, as shown and described.

DESCRIPTION

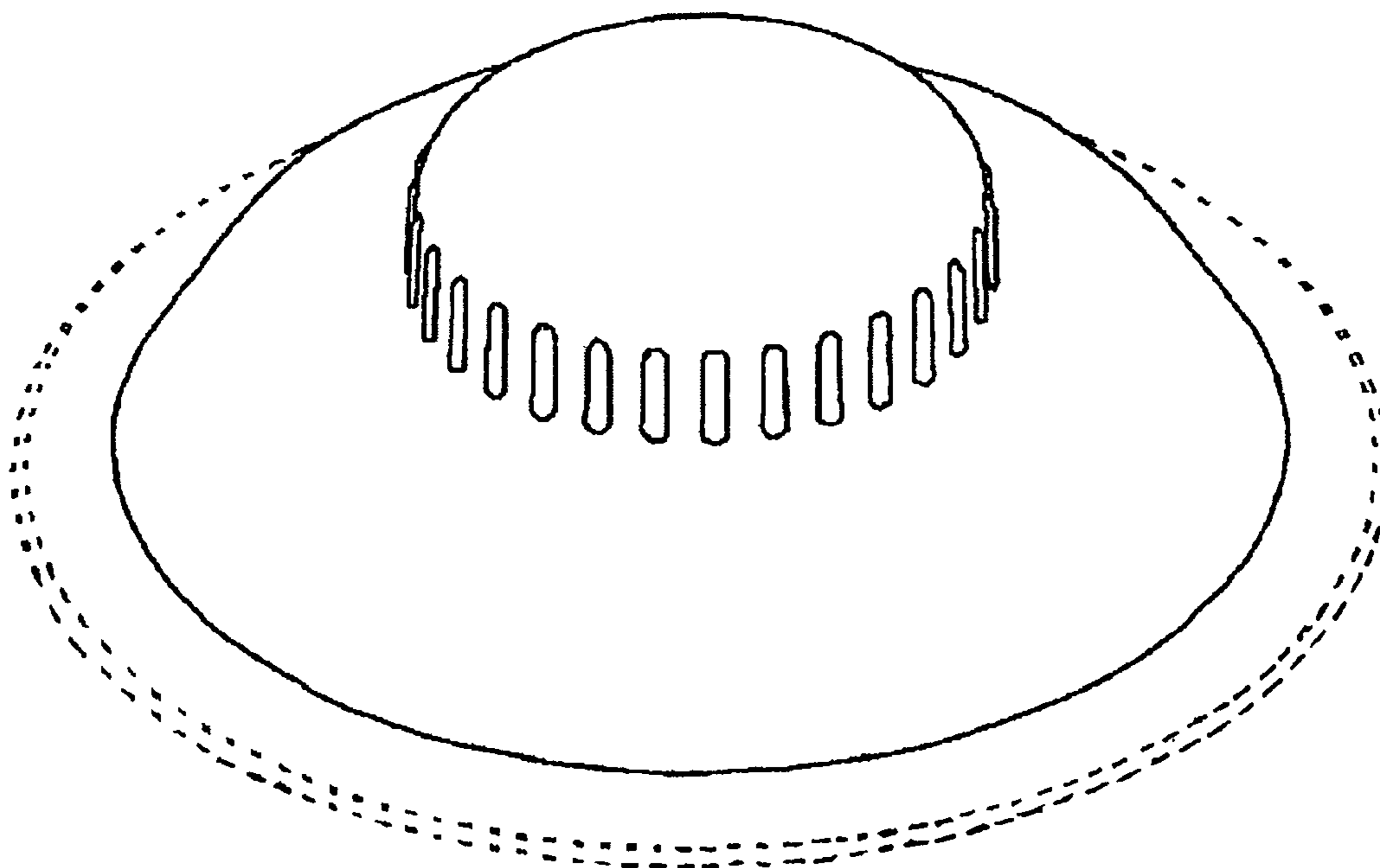
FIG. 1 is a perspective view of the sink stopper showing my new design;
FIG. 2 is an elevation view of the sink stopper;
FIG. 3 is a top plan view of the sink stopper; and,
FIG. 4 is a bottom plan view of the sink stopper.
The broken line showing of structural lines is included for the purpose of illustrating non-claimed subject matter and forms no part of the claimed design.

1 Claim, 3 Drawing Sheets

(56) **References Cited**

U.S. PATENT DOCUMENTS

285,771 A	9/1883	Turner	
2,081,037 A *	5/1937	Hicks	4/293
3,609,776 A	10/1971	Haldopoulos et al.	
4,268,080 A	5/1981	Lindley	
4,297,761 A	11/1981	Loos	
4,409,692 A	10/1983	Ness	
D274,273 S	6/1984	Auerbach	
4,504,996 A	3/1985	Loos	
4,519,102 A *	5/1985	Efstratis	4/292
D292,835 S	11/1987	Schaber	
5,224,234 A	7/1993	Arsenault et al.	



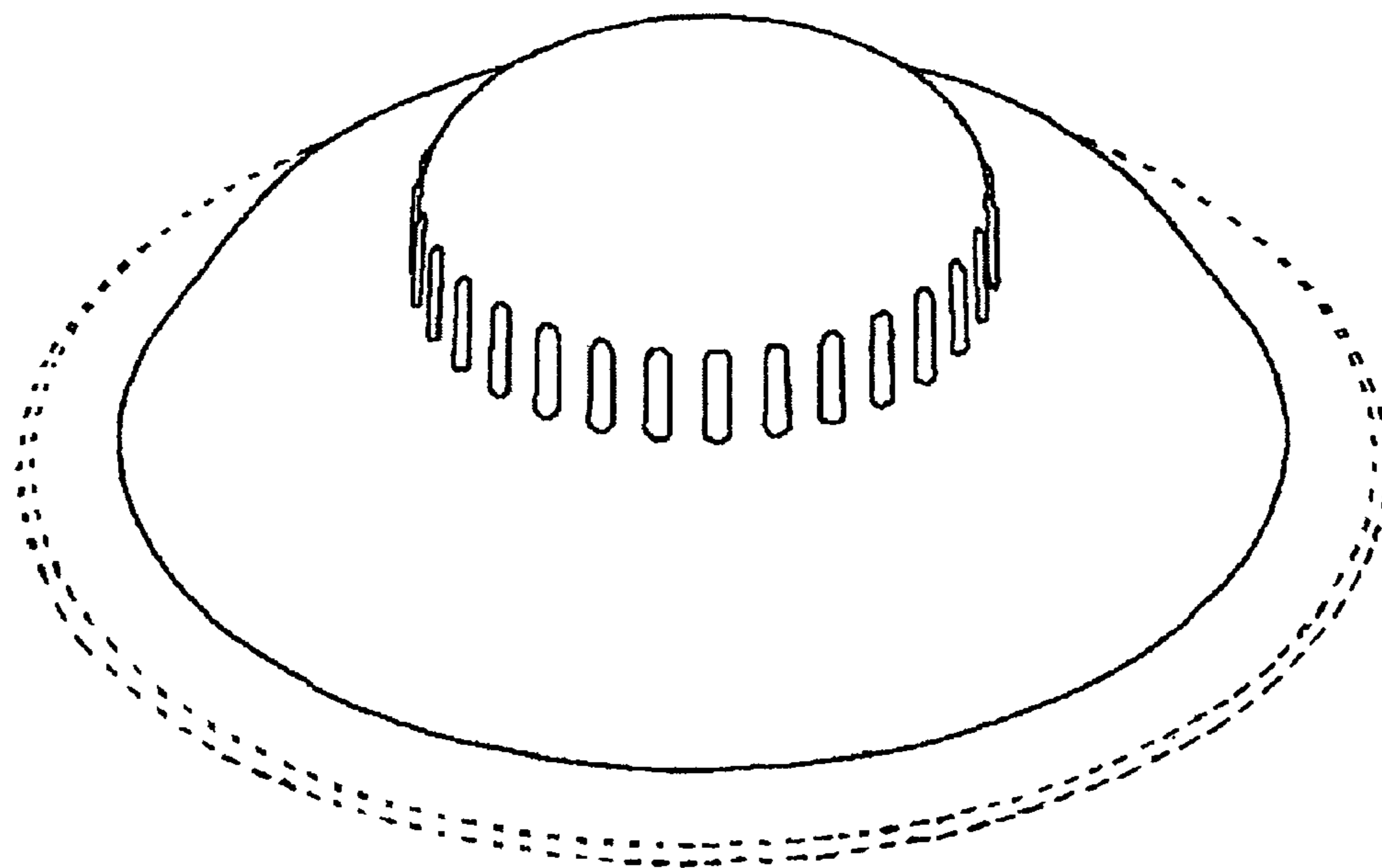


FIG. 1

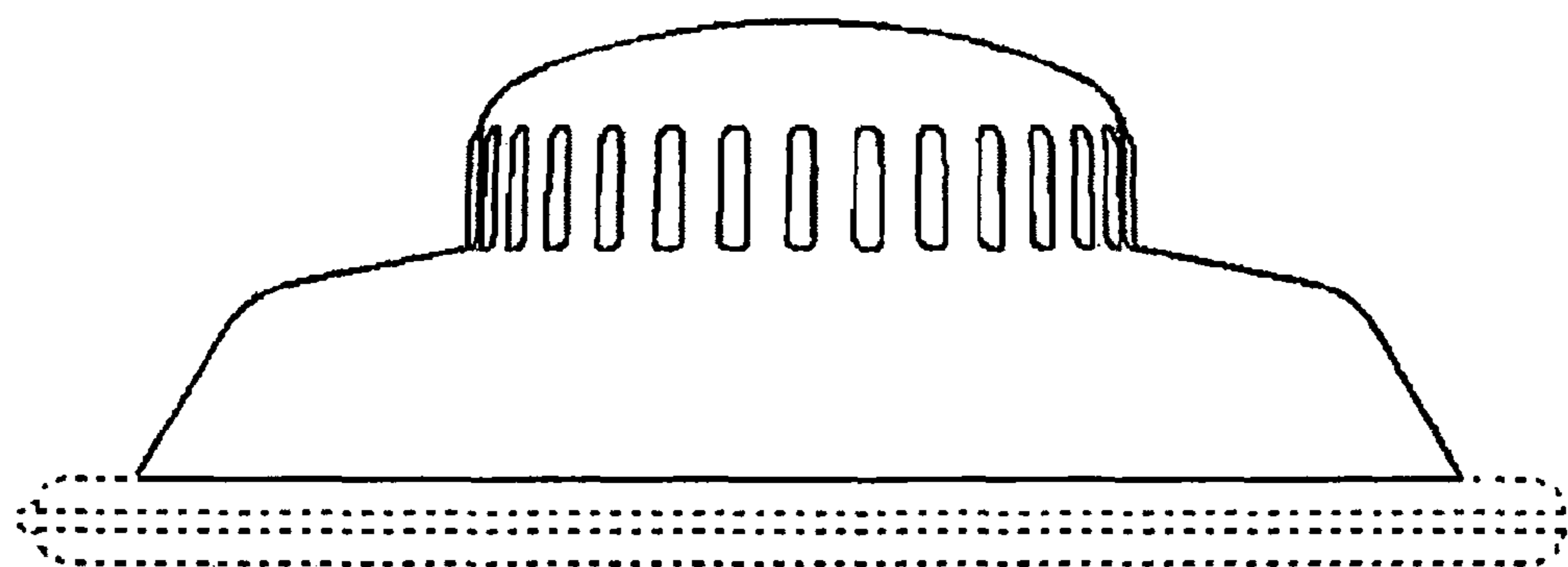


FIG. 2

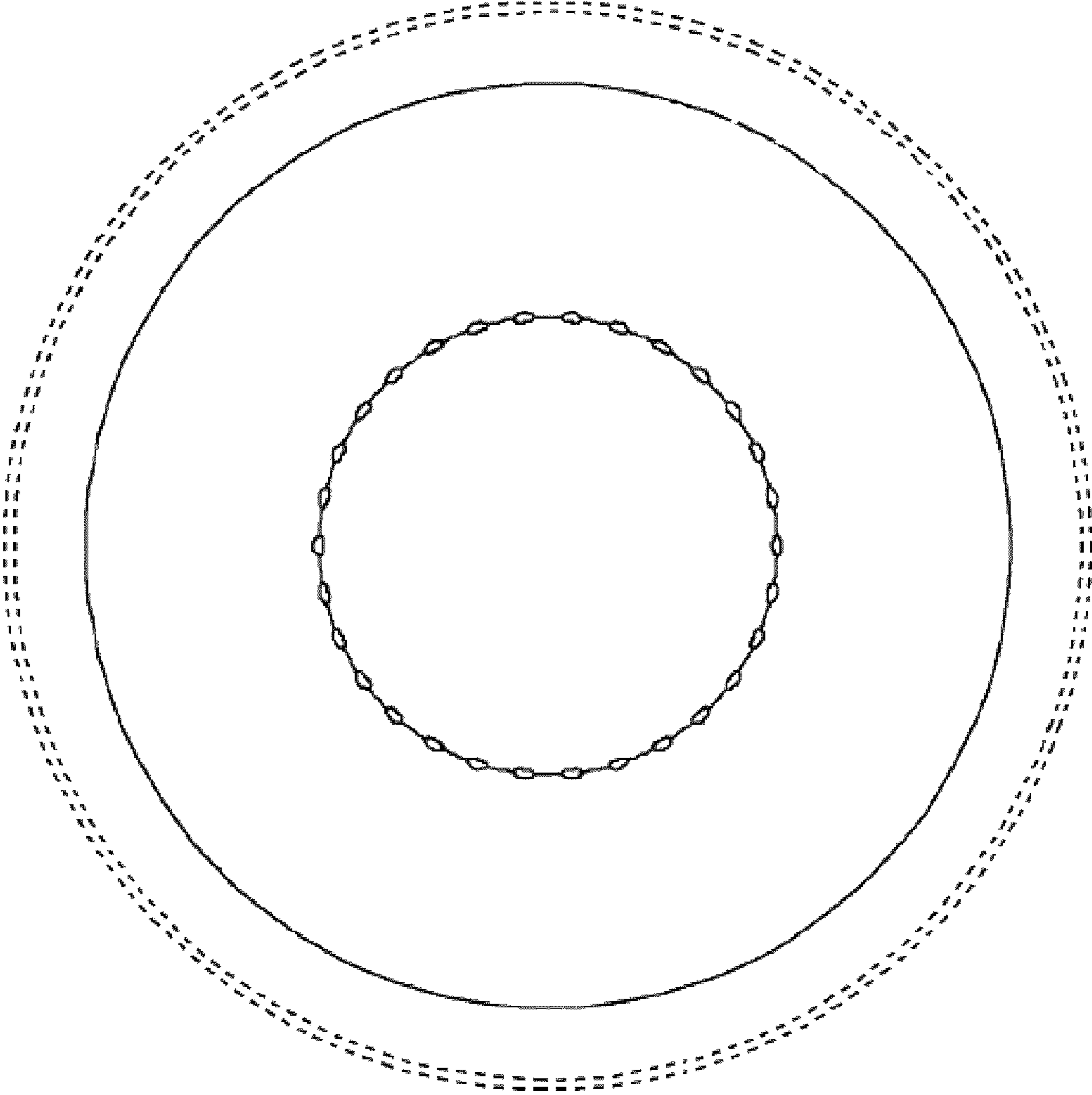


FIG. 3




FIG. 4