



US00D680614S

(12) **United States Design Patent**
Dages

(10) **Patent No.:** **US D680,614 S**

(45) **Date of Patent:** **** Apr. 23, 2013**

(54) **FISHING LURE**

(76) Inventor: **Timothy A. Dages**, Louisville, KY (US)

(**) Term: **14 Years**

(21) Appl. No.: **29/421,387**

(22) Filed: **Jul. 16, 2012**

(51) **LOC (9) Cl.** **22-05**

(52) **U.S. Cl.**
USPC **D22/129**

(58) **Field of Classification Search** D22/126-133;
43/42.2, 42.11, 42.13, 42.14, 42.27, 42.28,
43/42.31, 42.51, 42.06

See application file for complete search history.

(56) **References Cited**

U.S. PATENT DOCUMENTS

2,238,832 A	4/1941	Thoren	
2,479,484 A	8/1949	Fornas	
3,673,726 A	7/1972	LaMontague	
3,757,450 A	9/1973	Martinez et al.	
3,805,437 A	4/1974	Harris	
4,671,007 A	6/1987	Stanczyk	
4,750,290 A	6/1988	Renaud	
4,773,180 A *	9/1988	Shimizu	43/42.11
4,998,373 A	3/1991	Braswell	
6,155,000 A	12/2000	Ravencroft	
D471,951 S *	3/2003	Bowman	D22/129
D493,508 S *	7/2004	Kierst	D22/129
7,059,080 B2	6/2006	Bendel	
D583,009 S *	12/2008	Burnam	D22/129
2004/0003533 A1	1/2004	Larsen	

2005/0166444 A1 8/2005 Taylor
2006/0112607 A1 6/2006 Snyder
2010/0205848 A1 8/2010 Hughes

* cited by examiner

Primary Examiner — Catheri Oliver-Garcia

(74) *Attorney, Agent, or Firm* — Carrithers Law Office PLLC

(57) **CLAIM**

The ornamental design for a fishing lure, as shown and described.

DESCRIPTION

FIG. 1 is a perspective view of the fishing lure showing my new design;

FIG. 2 is a left side view thereof;

FIG. 3 is a front view thereof;

FIG. 4 is a rear view thereof;

FIG. 5 is a plan top view thereof;

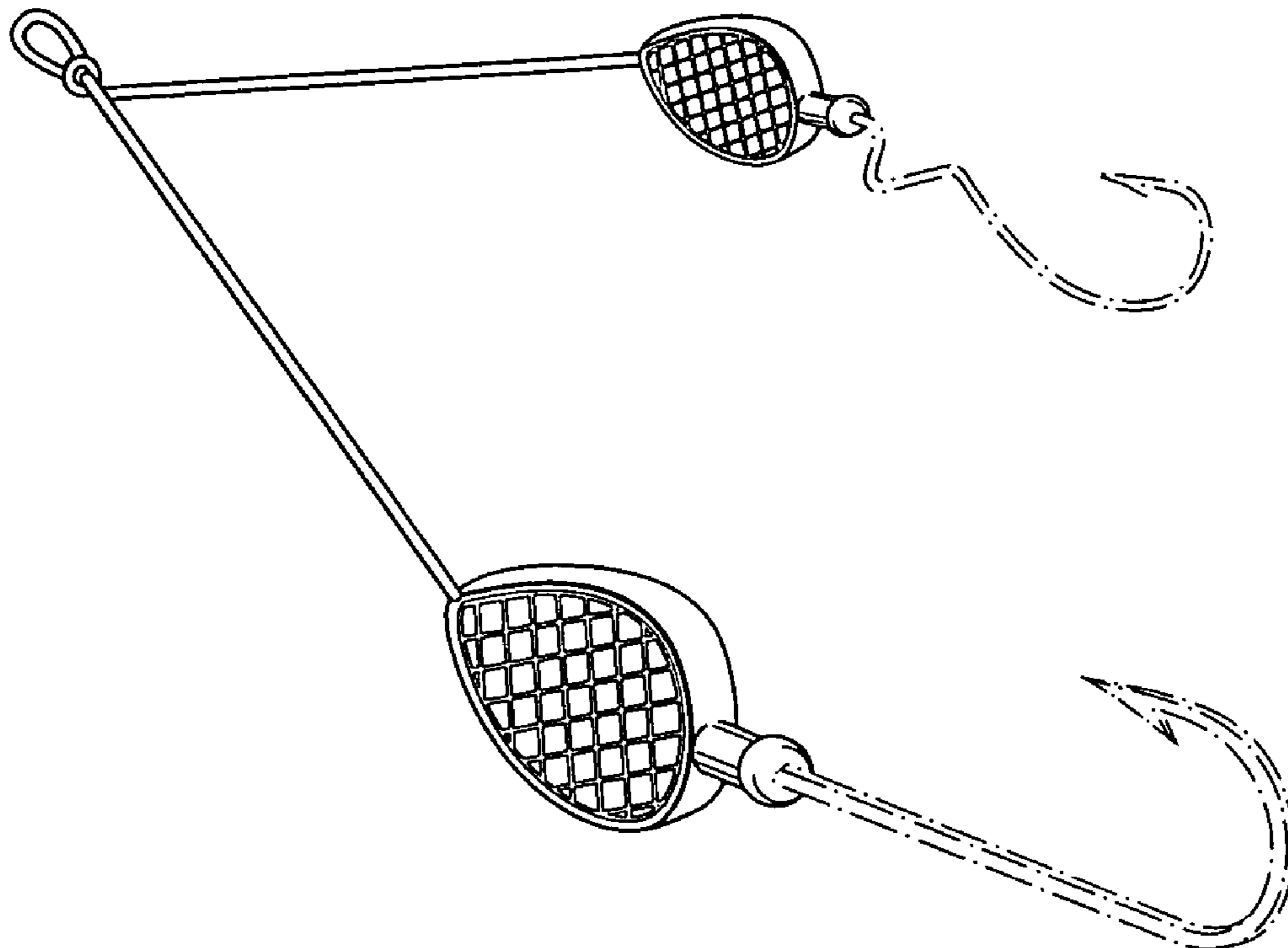
FIG. 6 is a plan bottom view thereof;

FIG. 7 is a perspective view showing a minnow bait shown in broken lines disposed on the top and bottom hooks of the fishing lure of FIG. 1; and,

FIG. 8 is a perspective view showing a worm bait and a skirt attachment shown in broken lines disposed onto the top and bottom hook respectively of the fishing lure of FIG. 1.

The broken lines showing the minnow, worm, skirt, and hooks are for illustrative purposes only and form no part of the claimed design.

1 Claim, 3 Drawing Sheets



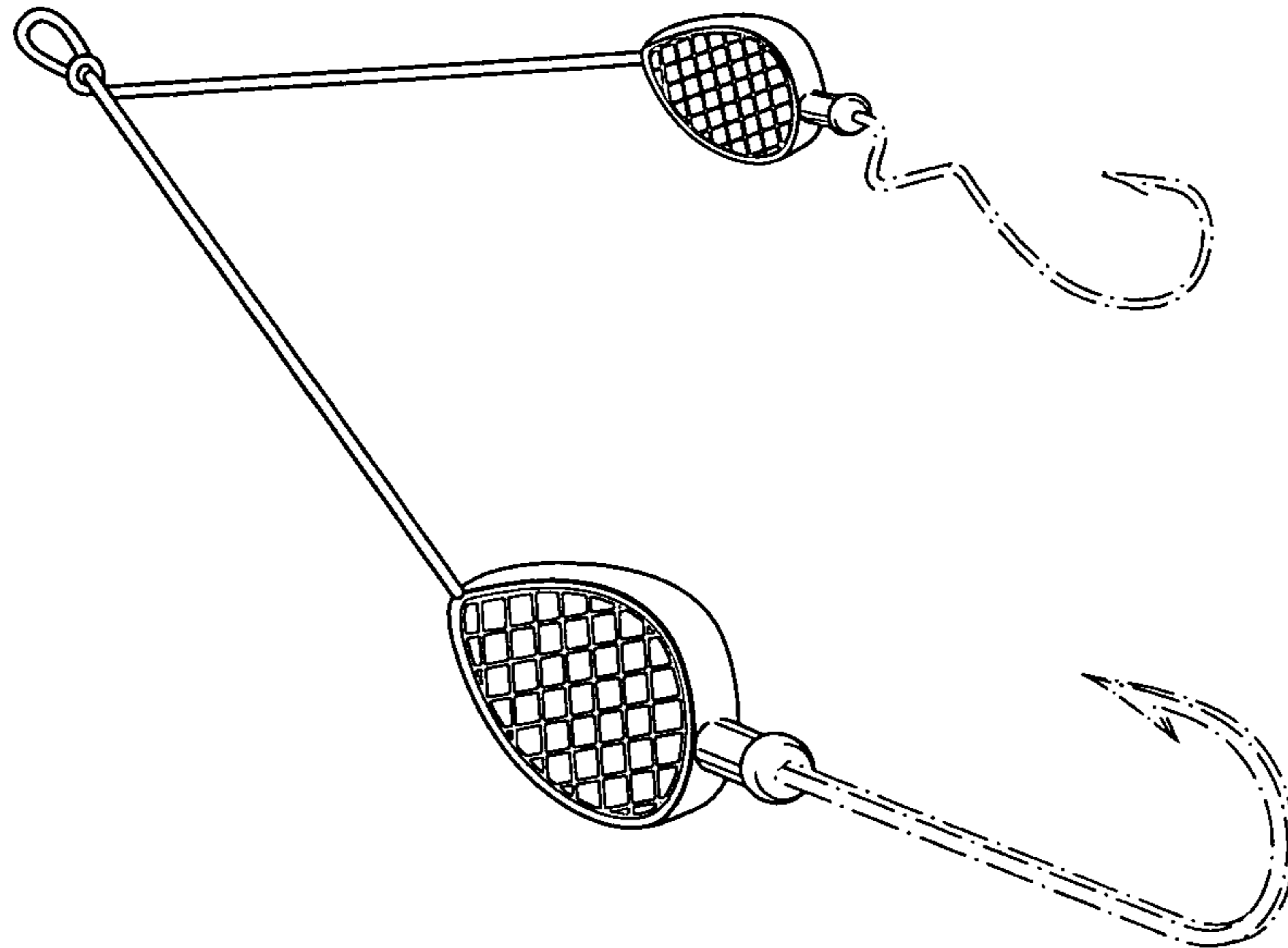


FIG. 1

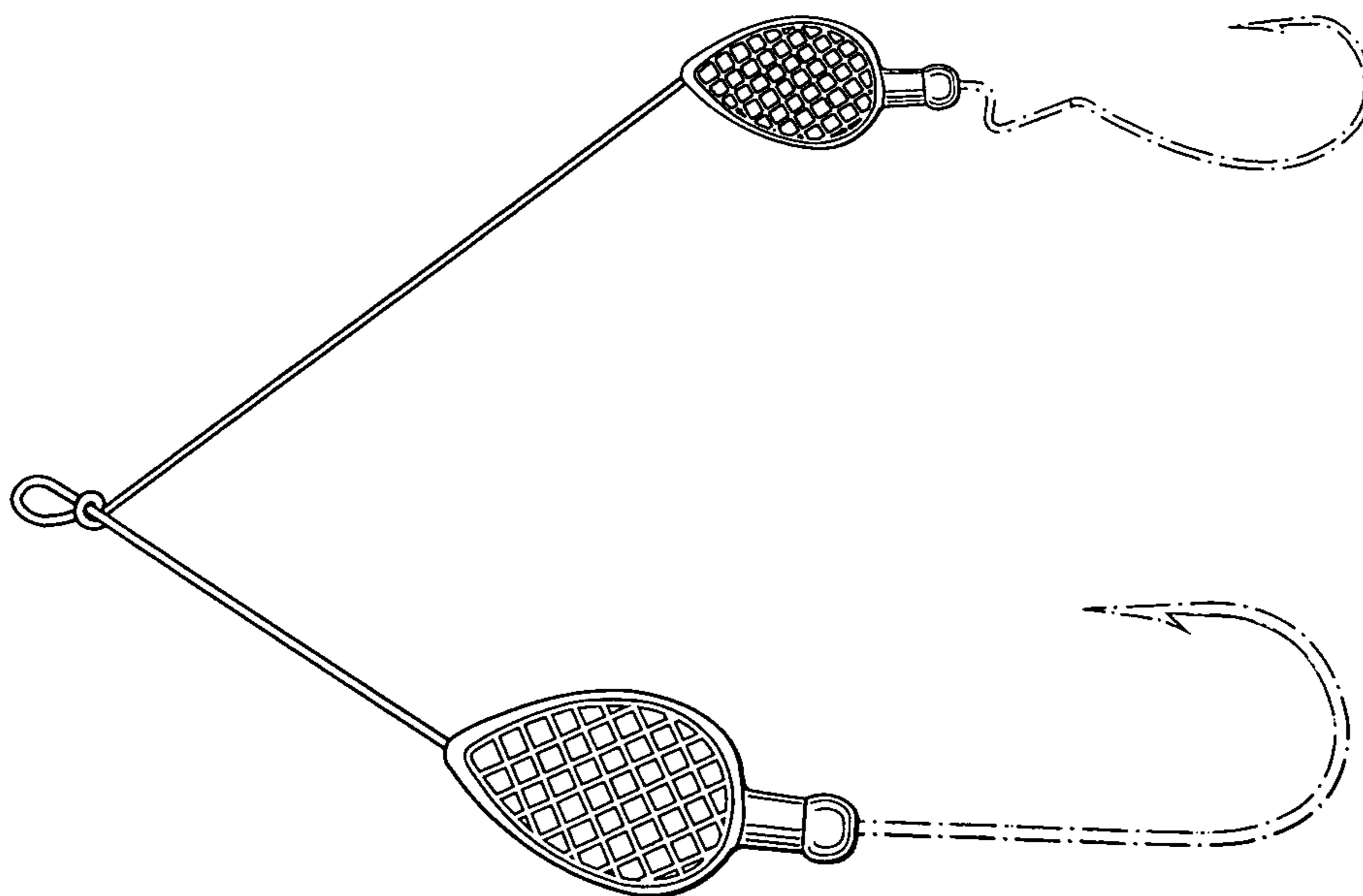


FIG. 2

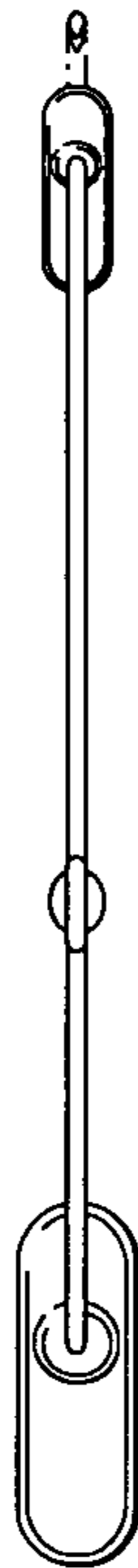


FIG. 3

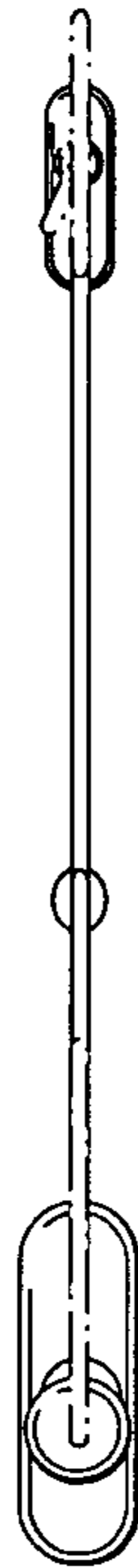


FIG. 4



FIG. 5

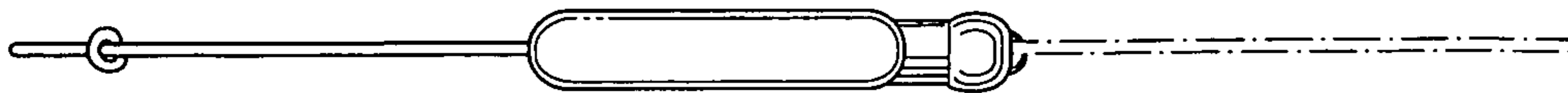


FIG. 6

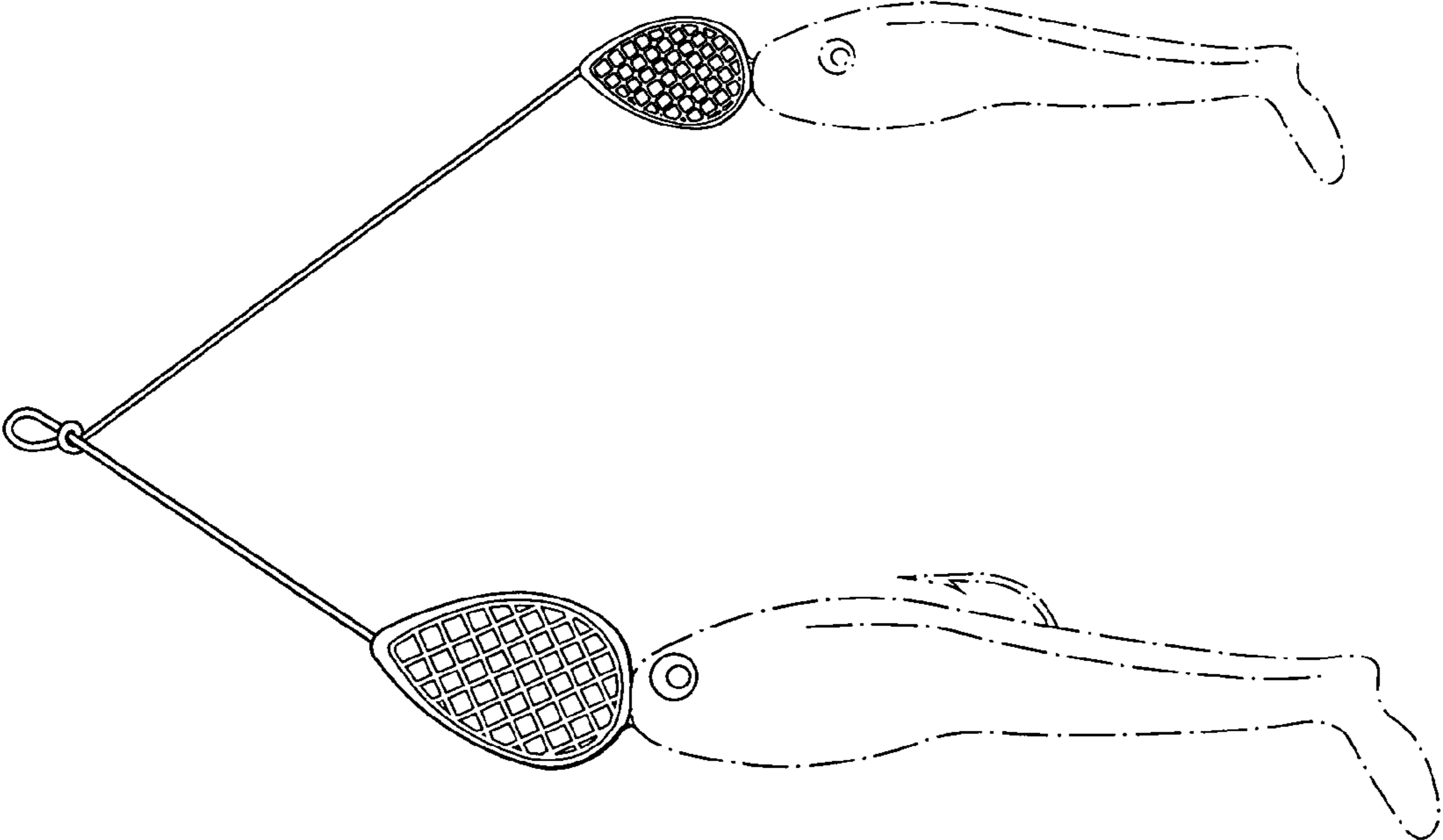


FIG. 7

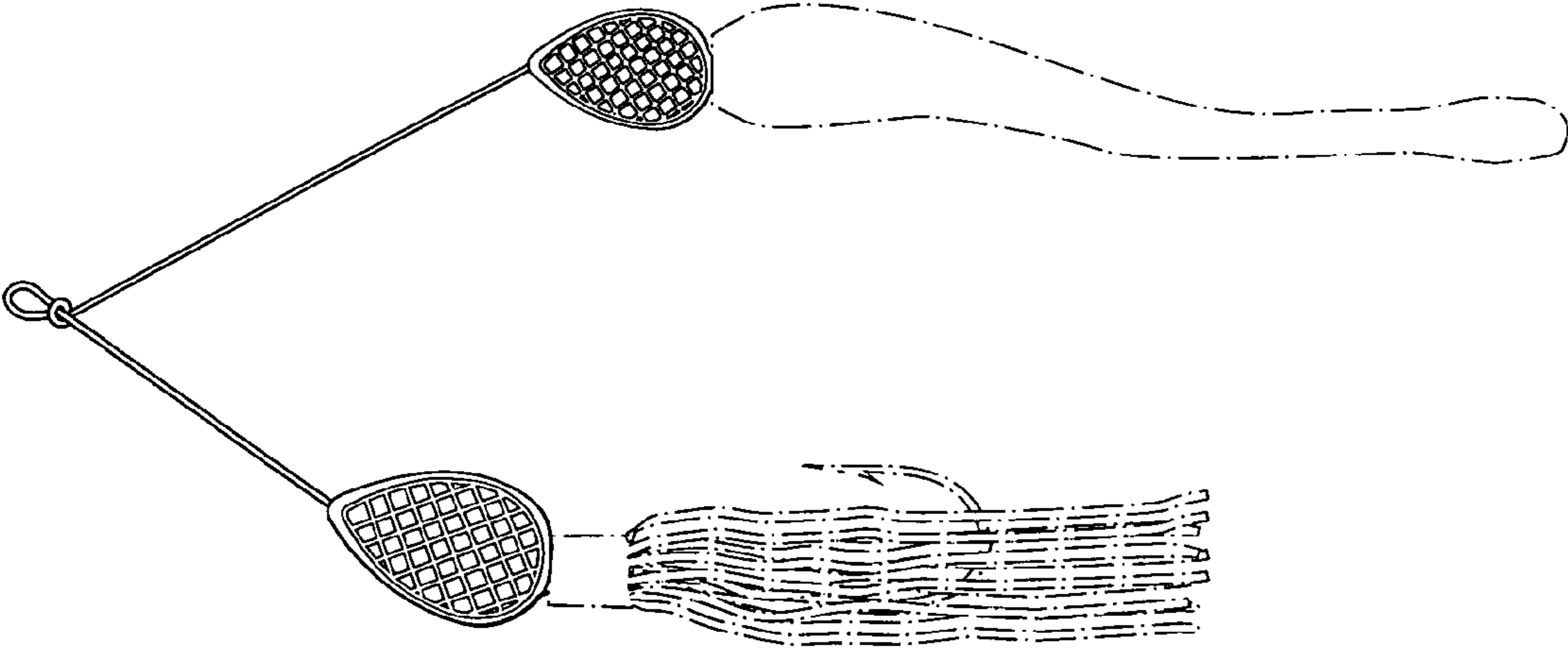


FIG. 8