



US00D680608S

(12) **United States Design Patent**
Rapcavage

(10) **Patent No.:** **US D680,608 S**

(45) **Date of Patent:** **** Apr. 23, 2013**

(54) **SWING AID APPARATUS**

(75) Inventor: **Raymond J. Rapcavage**, Rumson, NJ
(US)

(73) Assignee: **The Golf Swing Shirt LLC Company**,
Rumson, NJ (US)

(**) Term: **14 Years**

(21) Appl. No.: **29/419,097**

(22) Filed: **Apr. 25, 2012**

(51) **LOC (9) Cl.** **21-02**

(52) **U.S. Cl.**
USPC **D21/791**

(58) **Field of Classification Search** D21/789,
D21/791; 473/212–216, 207, 266, 275–277
See application file for complete search history.

(56) **References Cited**

U.S. PATENT DOCUMENTS

| | | | | |
|-----------|------|---------|---------------|---------|
| 3,106,718 | A | 10/1963 | Raab | |
| 4,058,852 | A | 11/1977 | Aragona | |
| D312,721 | S | 12/1990 | Shea | |
| 5,096,199 | A * | 3/1992 | Wyatt et al. | 473/212 |
| 5,105,478 | A | 4/1992 | Pyc | |
| 5,951,408 | A * | 9/1999 | Inman | 473/212 |
| 6,126,554 | A * | 10/2000 | Poscente | 473/212 |
| 6,353,934 | B1 | 3/2002 | Tada et al. | |
| 6,767,290 | B1 * | 7/2004 | Tan | 473/212 |
| 7,117,538 | B2 | 10/2006 | Bosne et al. | |
| 7,214,139 | B2 * | 5/2007 | Parris et al. | 473/212 |
| D550,427 | S | 9/2007 | Moore | |
| 7,340,780 | B2 | 3/2008 | Levy | |
| D614,835 | S | 5/2010 | Harvey | |
| D627,134 | S | 11/2010 | Rhodes | |

| | | | | | |
|--------------|-----|--------|---------------|-------|---------|
| D638,899 | S * | 5/2011 | Quinlan | | D21/791 |
| D643,183 | S | 8/2011 | Ramos | | |
| 2006/0150298 | A1 | 7/2006 | Jones | | |
| 2010/0088798 | A1 | 4/2010 | Forman et al. | | |
| 2011/0016602 | A1 | 1/2011 | Berns et al. | | |

FOREIGN PATENT DOCUMENTS

| | | | |
|----|-------------|----|--------|
| EP | 1011821 | A1 | 6/2000 |
| JP | 2001-157727 | A | 6/2001 |

OTHER PUBLICATIONS

Training Equipment: Izzo Smooth Swing Description, Feb. 4, 2012,
Retrieved from trainingequipmentgoodprice.blogspot.in/2012/02/
izzo-smooth-swing.html on Apr. 8, 2012, 2 pages.

* cited by examiner

Primary Examiner — Mitchell Siegel

(74) *Attorney, Agent, or Firm* — Maldjian Law Group LLC;
John P. Maldjian, Esq.

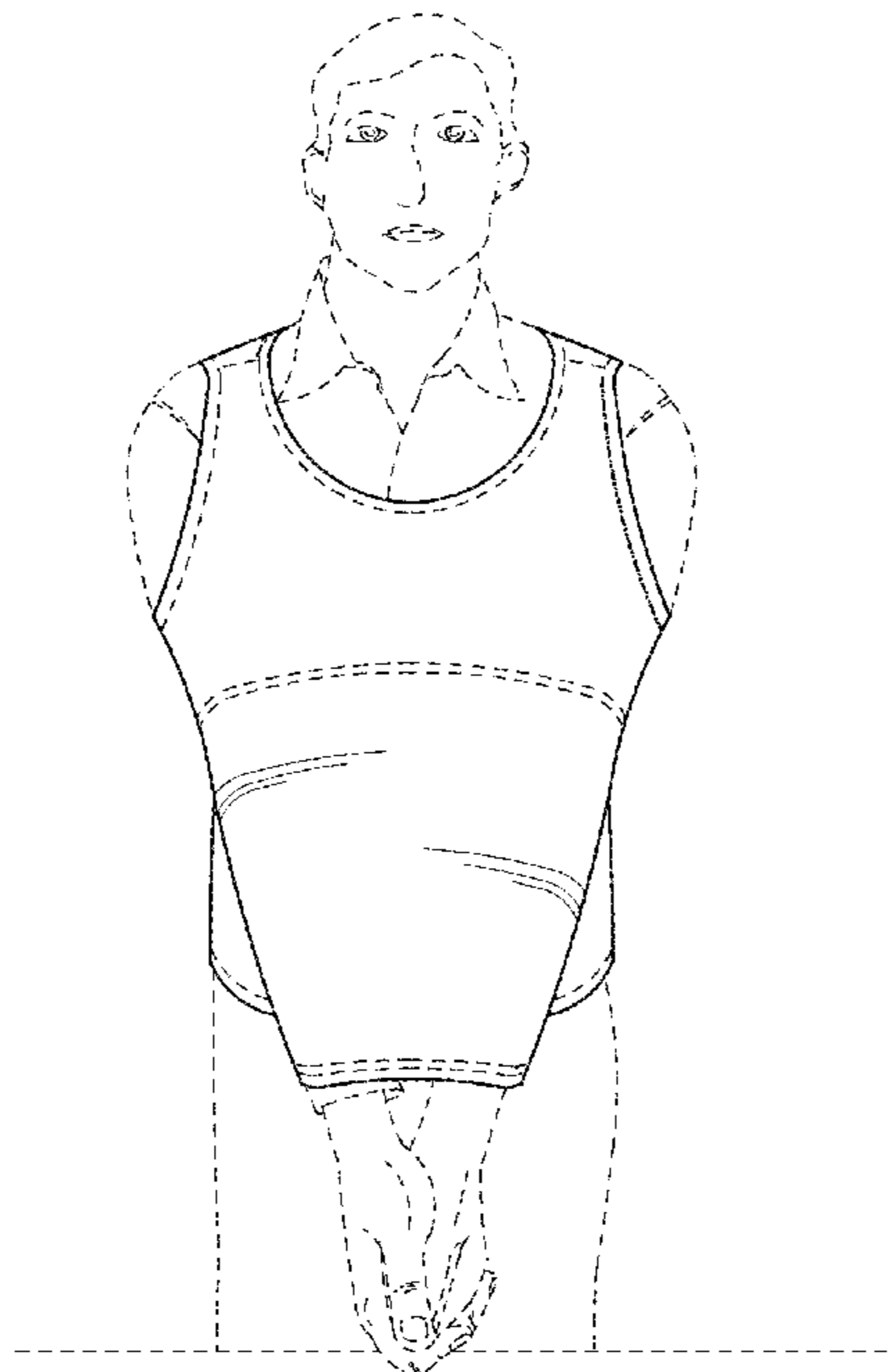
(57) **CLAIM**

The ornamental design for a swing aid apparatus, as shown
and described.

DESCRIPTION

FIG. 1 is a front elevation view of a swing aid apparatus in use
by a user, showing the novel design;
FIG. 2 is a left side elevation view thereof;
FIG. 3 is a right elevation view thereof;
FIG. 4 is a back elevation view thereof;
FIG. 5 is a top plan view thereof; and,
FIG. 6 is a bottom plan view thereof.
The phantom lines shown in the figures are for illustration
purposes only and do not form parts of the claimed design.

1 Claim, 6 Drawing Sheets



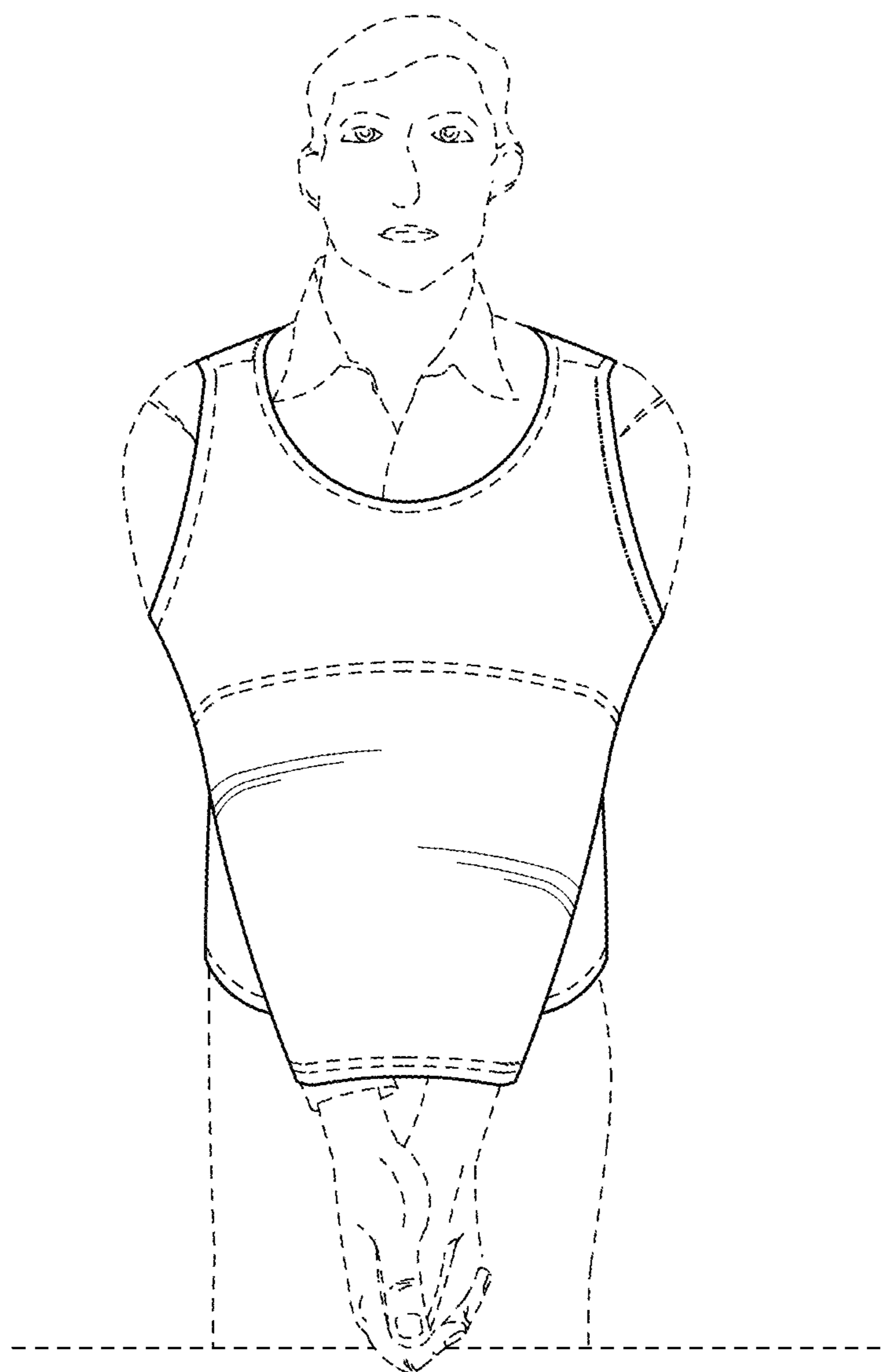


FIG. 1

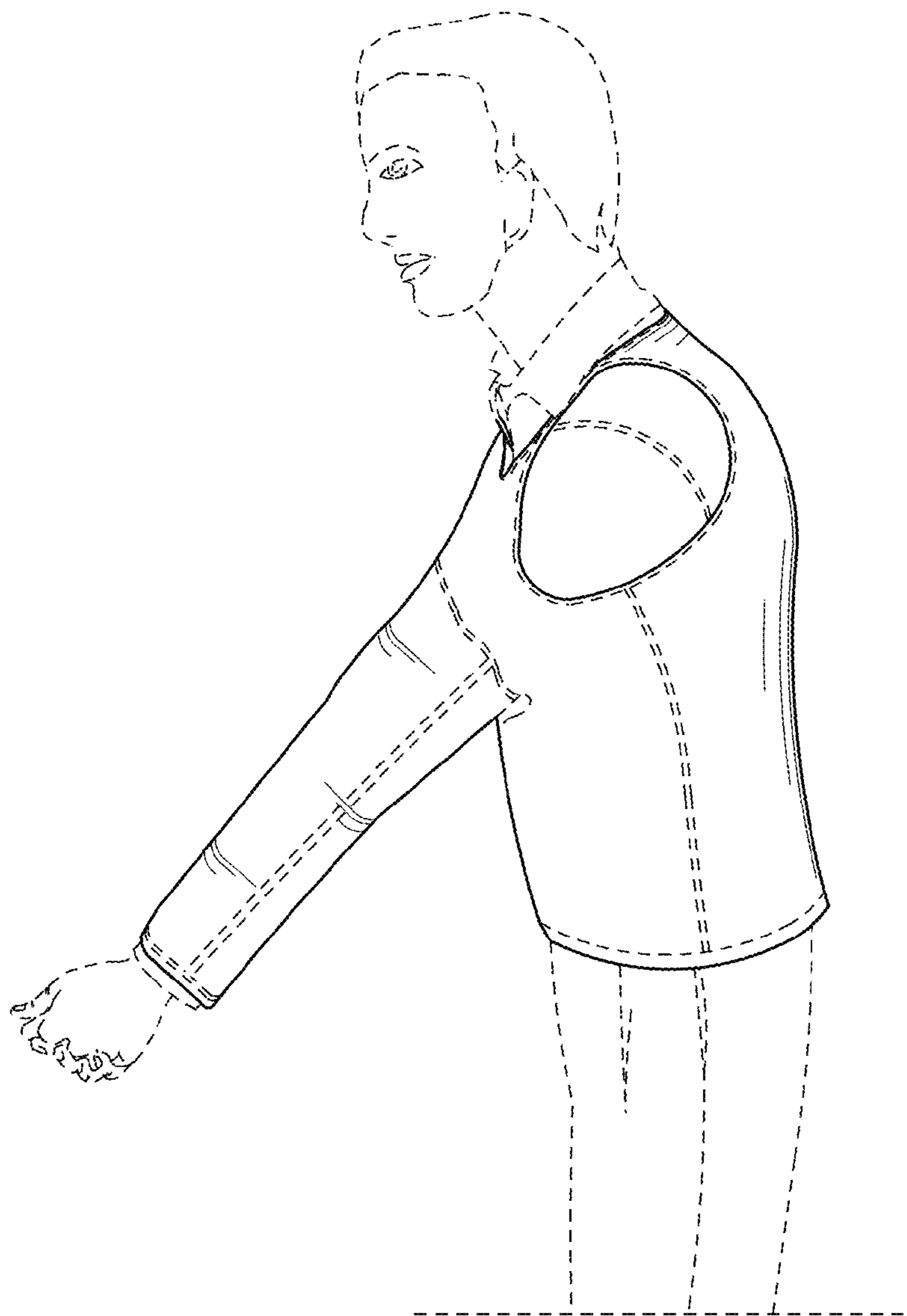


FIG. 2

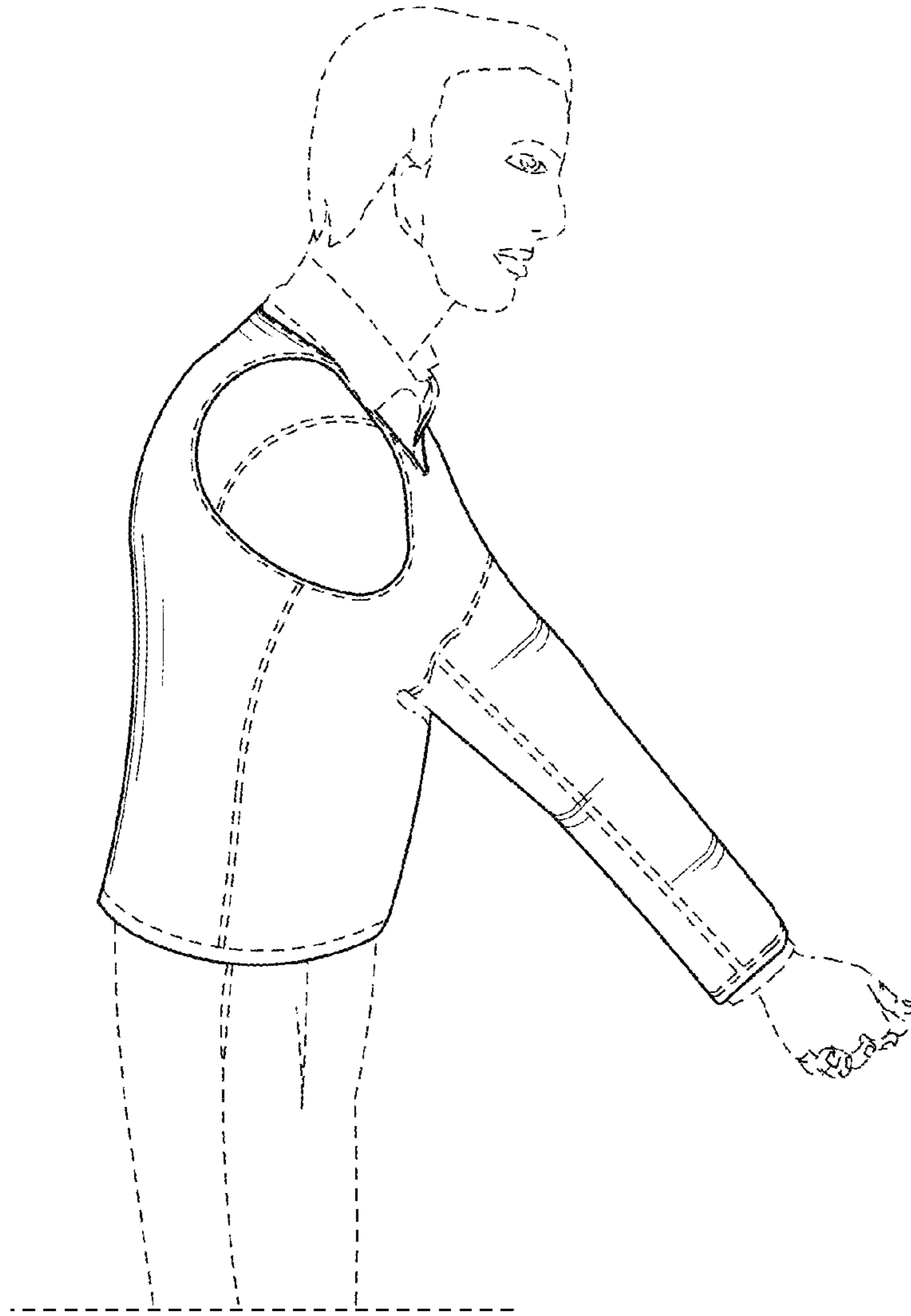


FIG. 3

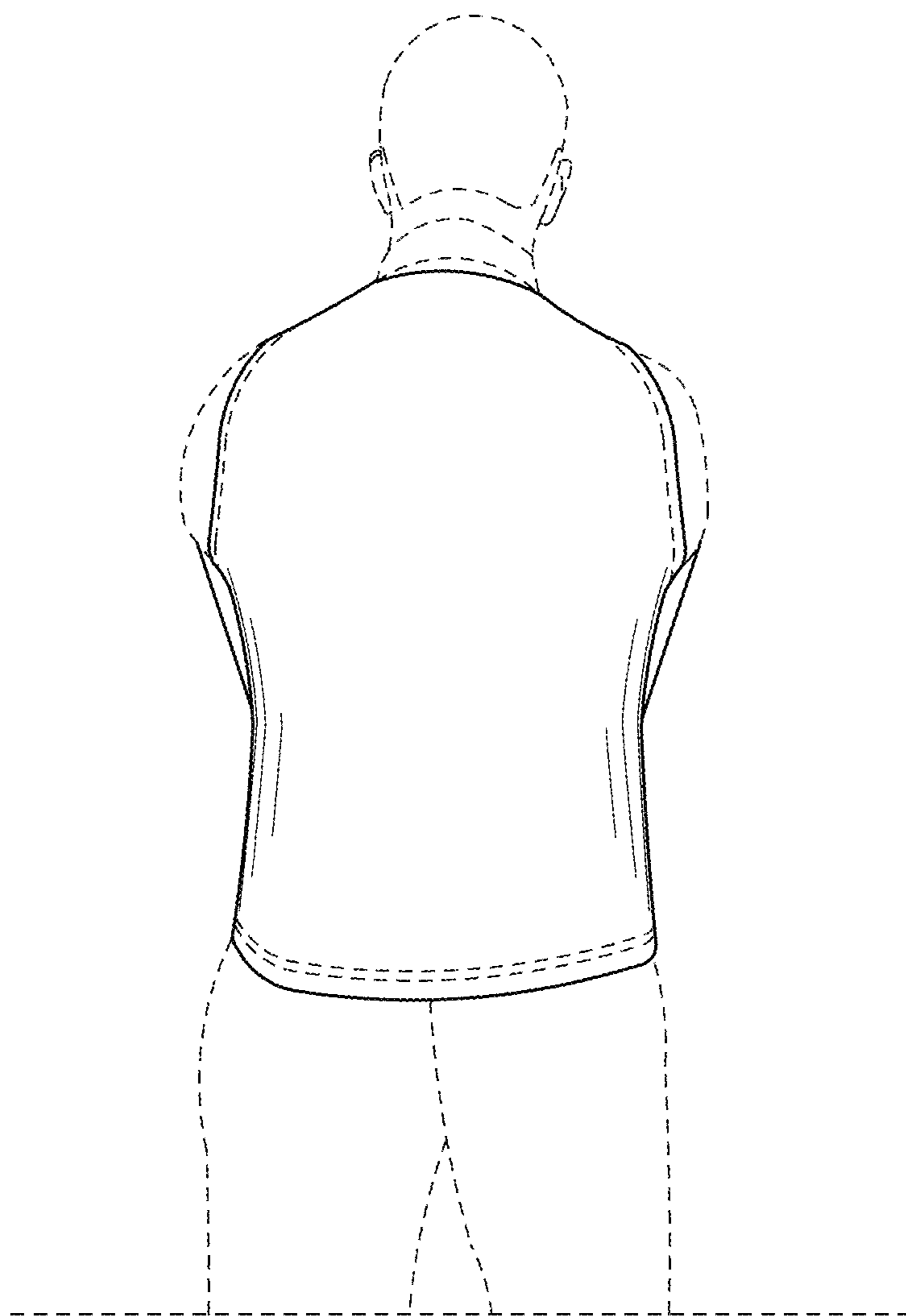


FIG. 4

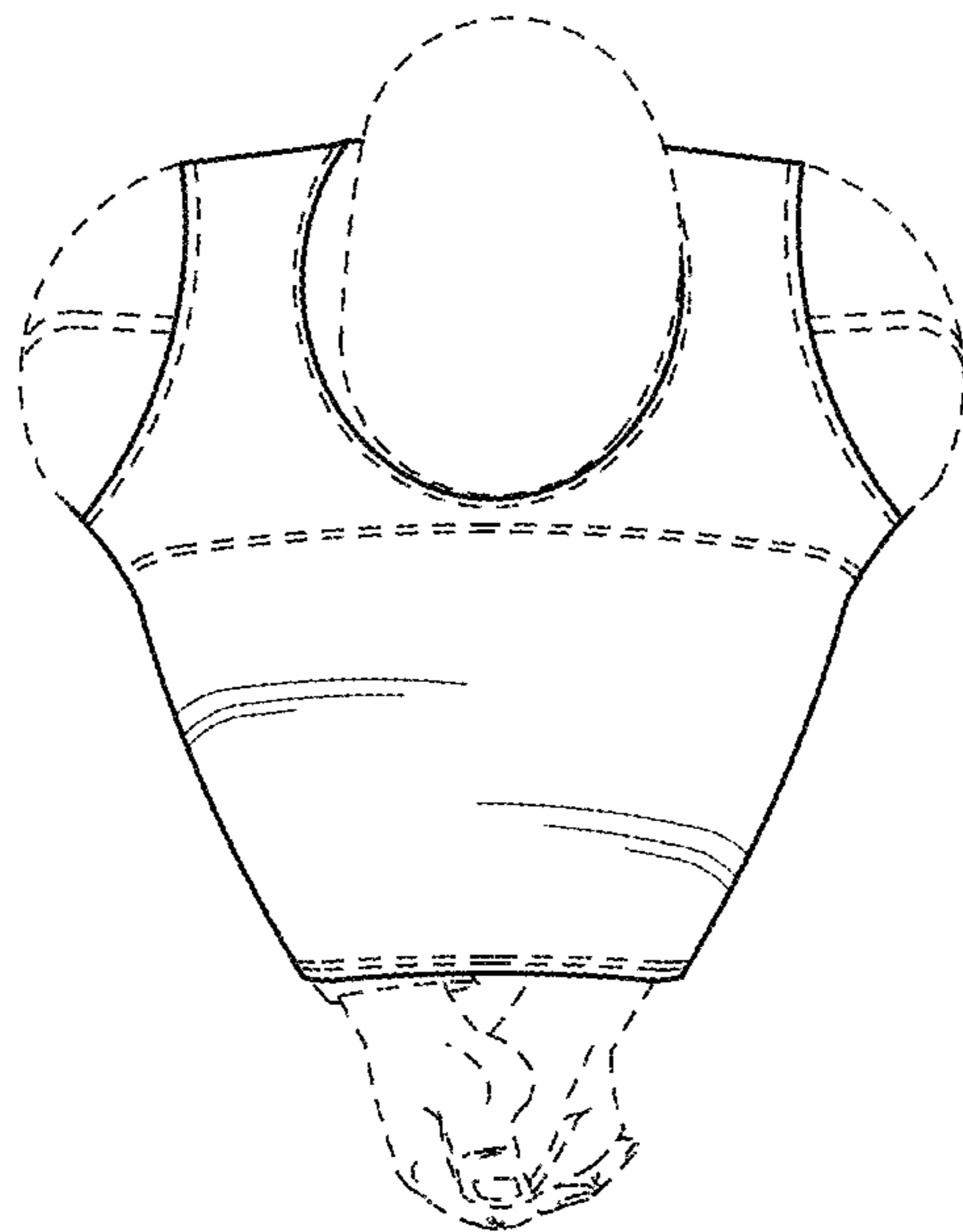


FIG. 5

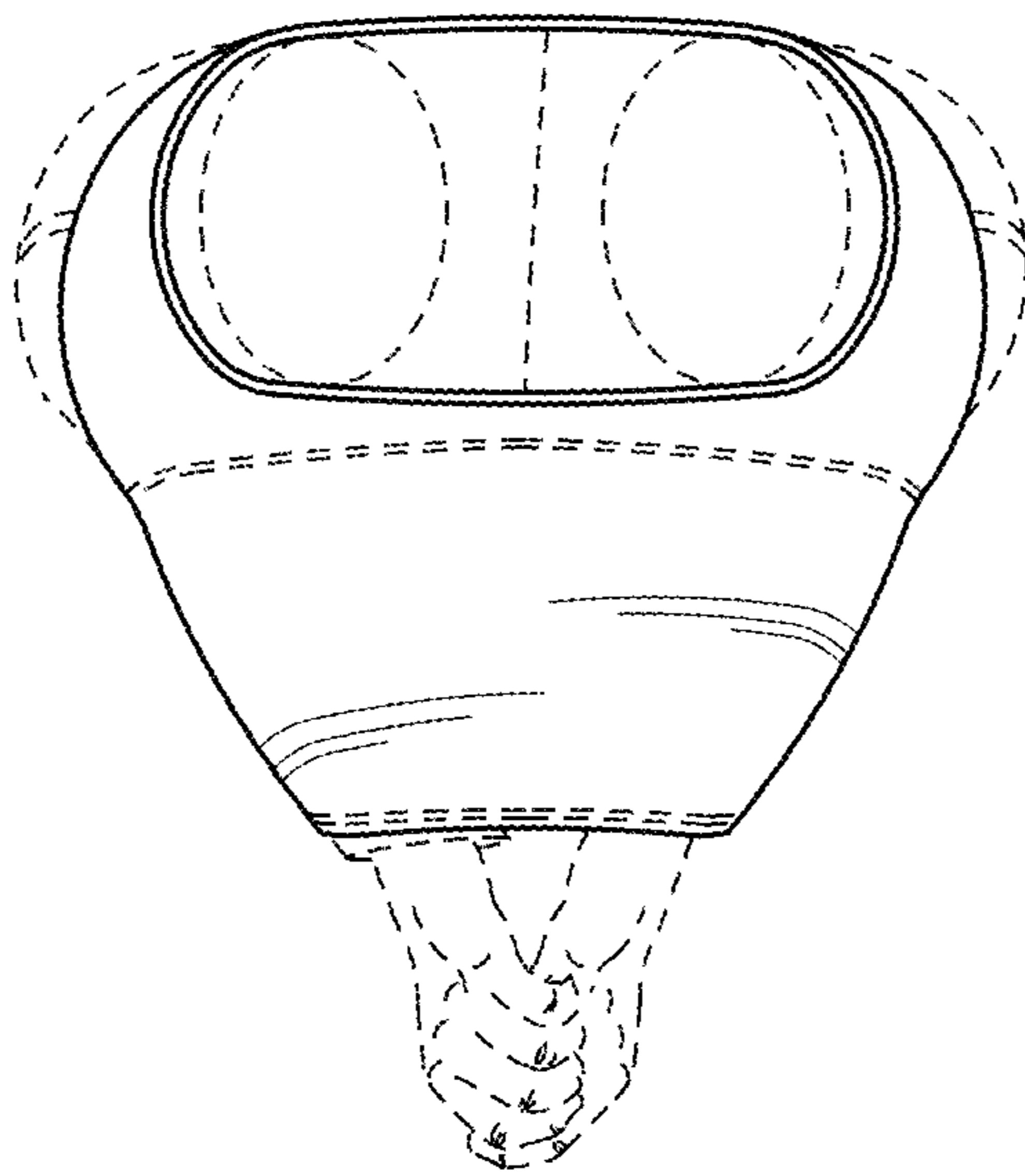


FIG. 6