



US00D680606S

(12) **United States Design Patent**  
**McKee**

(10) **Patent No.:** **US D680,606 S**

(45) **Date of Patent:** **\*\* Apr. 23, 2013**

(54) **FIN**

(76) **Inventor:** **Edward McKee**, Encinitas, CA (US)

(\*\*) **Term:** **14 Years**

(21) **Appl. No.:** **29/402,894**

(22) **Filed:** **Sep. 28, 2011**

(51) **LOC (9) Cl.** ..... **21-02**

(52) **U.S. Cl.**  
USPC ..... **D21/778**

(58) **Field of Classification Search** ..... D21/684-685,  
D21/760-761, 765-766, 768-777, 778; 280/601,  
280/609, 637, 11.36; 441/74-75  
See application file for complete search history.

(56) **References Cited**

U.S. PATENT DOCUMENTS

- 4,789,368 A \* 12/1988 D'Onofrio ..... 441/79
- D315,772 S \* 3/1991 St. John ..... D21/778
- 5,273,472 A \* 12/1993 Skeddeski et al. .... 441/79

- 5,306,188 A \* 4/1994 Skeddeski et al. .... 441/79
- D418,568 S \* 1/2000 Hudson et al. .... D21/778
- D515,684 S \* 2/2006 Latone ..... D23/366

\* cited by examiner

*Primary Examiner* — Zenia Bennett

(74) *Attorney, Agent, or Firm* — Thomas E. Jurgensen


(57) **CLAIM**

I claim the ornamental design for a fin, as shown and described.

**DESCRIPTION**

FIG. 1 is a left side elevational view thereof;  
 FIG. 2 is a rear elevational view thereof;  
 FIG. 3 is a top elevational view thereof;  
 FIG. 4 is a right side elevational view thereof;  
 FIG. 5 is a bottom elevational view thereof; and,  
 FIG. 6 is a front elevational view thereof.  
 Any broken line illustration in the drawing is not part of the design sought to be patented.

**1 Claim, 1 Drawing Sheet**



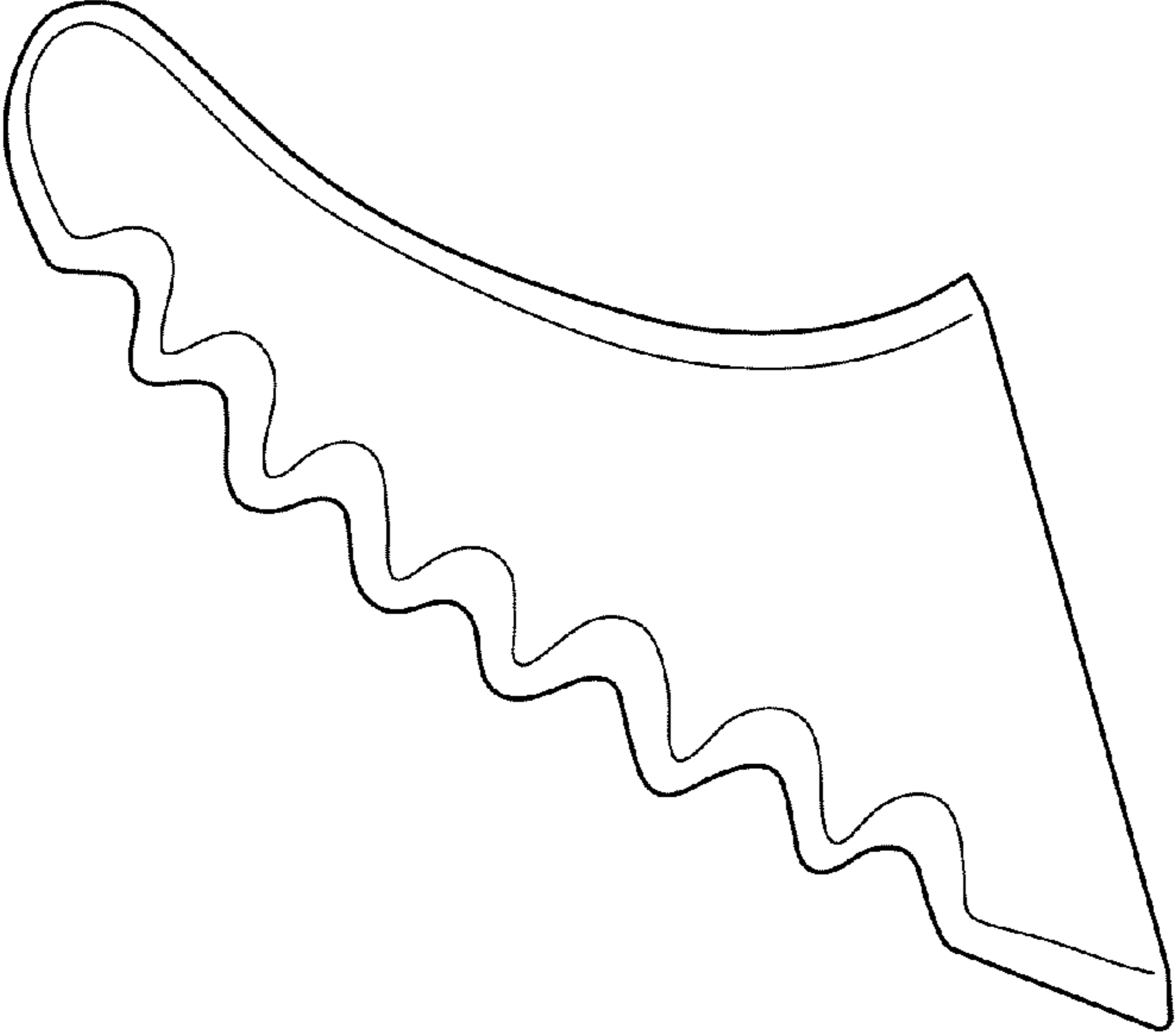


FIG. 1



FIG. 2



FIG. 3

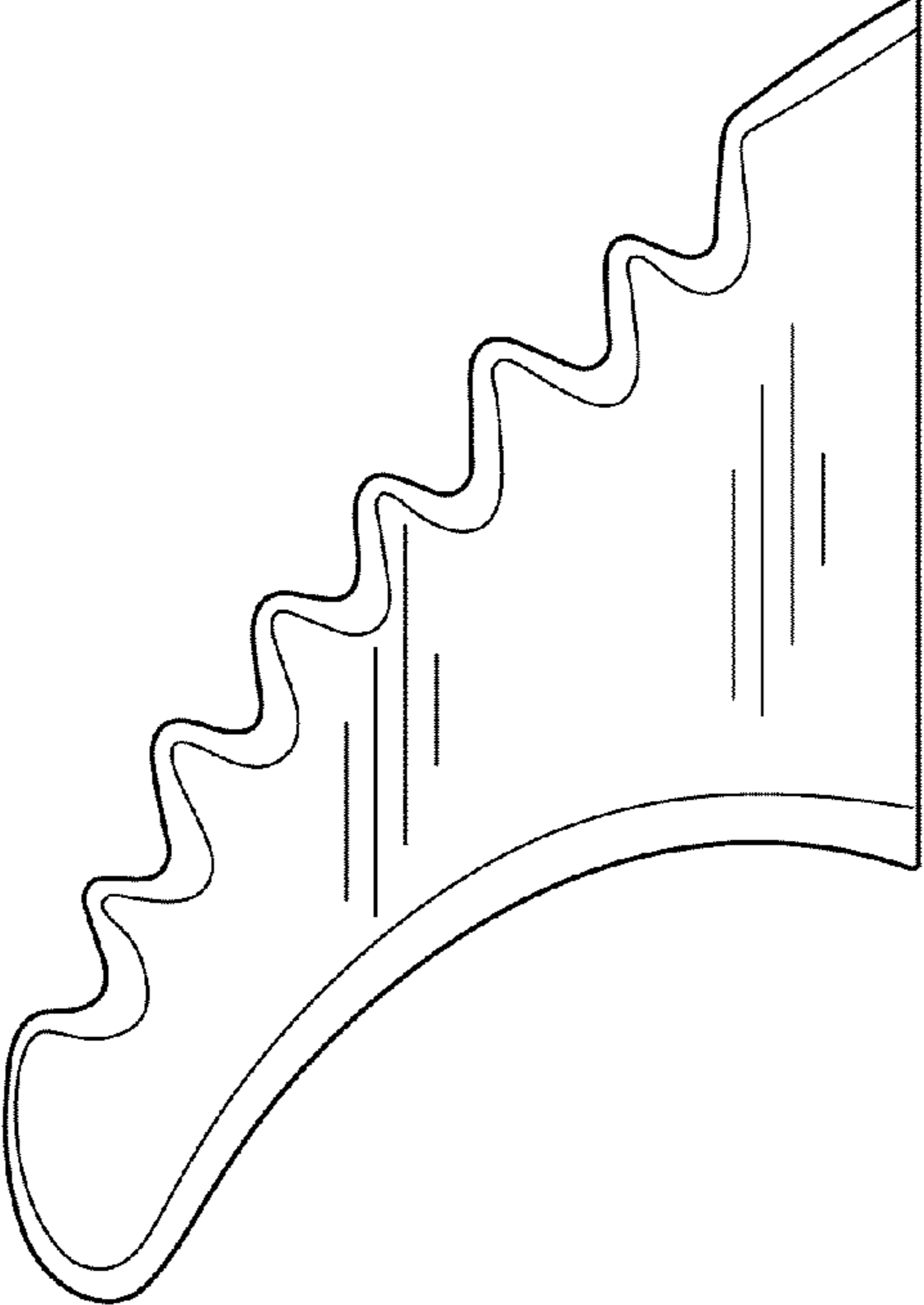


FIG. 4



FIG. 6



FIG. 5