



US00D680605S

(12) **United States Design Patent**  
**Garsen**

(10) **Patent No.:** **US D680,605 S**

(45) **Date of Patent:** **\*\* \*Apr. 23, 2013**

(54) **PUTTER GRIP**

(75) Inventor: **Bernard Garsen**, Miami, FL (US)

(73) Assignee: **Garsen Golf Inc.**, Miami, FL (US)

(\*) Notice: This patent is subject to a terminal disclaimer.

(\*\*) Term: **14 Years**

(21) Appl. No.: **29/393,644**

(22) Filed: **Jun. 7, 2011**

**Related U.S. Application Data**

(63) Continuation-in-part of application No. 29/368,718, filed on Aug. 27, 2010, now abandoned, which is a continuation-in-part of application No. 29/358,248, filed on Mar. 24, 2010, now abandoned.

(51) **LOC (9) Cl.** ..... **21-02**

(52) **U.S. Cl.**  
USPC ..... **D21/756**

(58) **Field of Classification Search** ..... D21/756-758;  
473/300-303, 201-204  
See application file for complete search history.

(56) **References Cited**

**U.S. PATENT DOCUMENTS**

2,218,268 A \* 10/1940 Reid ..... 473/204  
D221,345 S \* 8/1971 Dworak ..... D21/756

D295,207 S \* 4/1988 Mahaffey ..... D21/756  
D325,614 S \* 4/1992 Mermillod ..... D21/756  
5,460,372 A \* 10/1995 Cook ..... 473/204  
D386,234 S \* 11/1997 Pectol ..... D21/756  
D399,282 S \* 10/1998 Jarrett ..... D21/756  
D417,895 S \* 12/1999 Kim et al. .... D21/756  
D515,649 S \* 2/2006 Zichmanis ..... D21/756  
7,794,332 B2 \* 9/2010 Johnson ..... 473/303

\* cited by examiner

*Primary Examiner* — Mitchell Siegel

(74) *Attorney, Agent, or Firm* — Lott & Fischer, PL

(57) **CLAIM**

I claim the ornamental design for a putter grip, as shown and described.

**DESCRIPTION**

FIG. 1 is a right front perspective view of a putter grip, showing my new, original and ornamental design;  
FIG. 2 is a left side elevational view thereof;  
FIG. 3 is a right side elevational view thereof;  
FIG. 4 is a bottom plan view thereof;  
FIG. 5 is a top plan view thereof;  
FIG. 6 is a rear elevational view thereof;  
FIG. 7 is a front elevational view thereof; and,  
FIG. 8 is a cross sectional view taken on line 8-8 of FIG. 2.  
The broken lines in the Figures are for illustrative purposes only and form no part of the claimed design.

**1 Claim, 4 Drawing Sheets**





FIG. 1

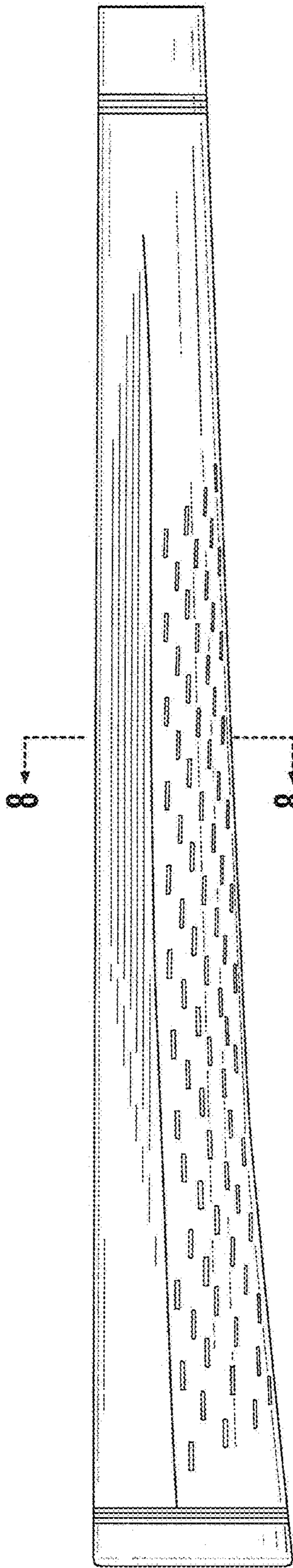


FIG. 2

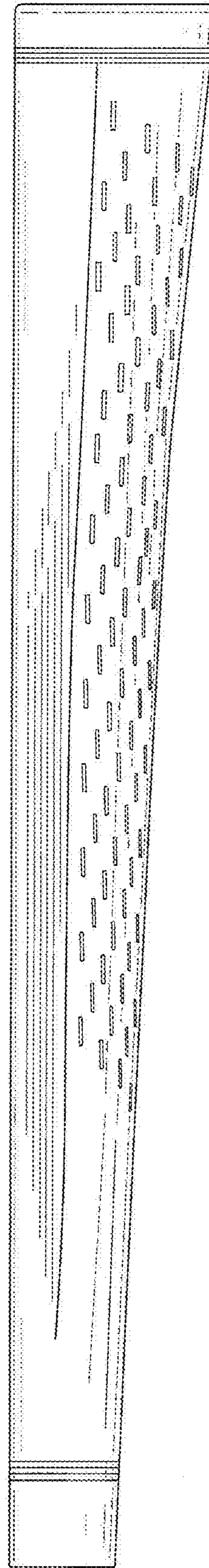


FIG. 3




FIG. 4

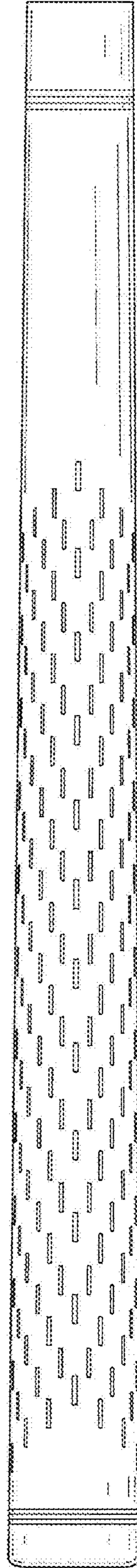


FIG. 5

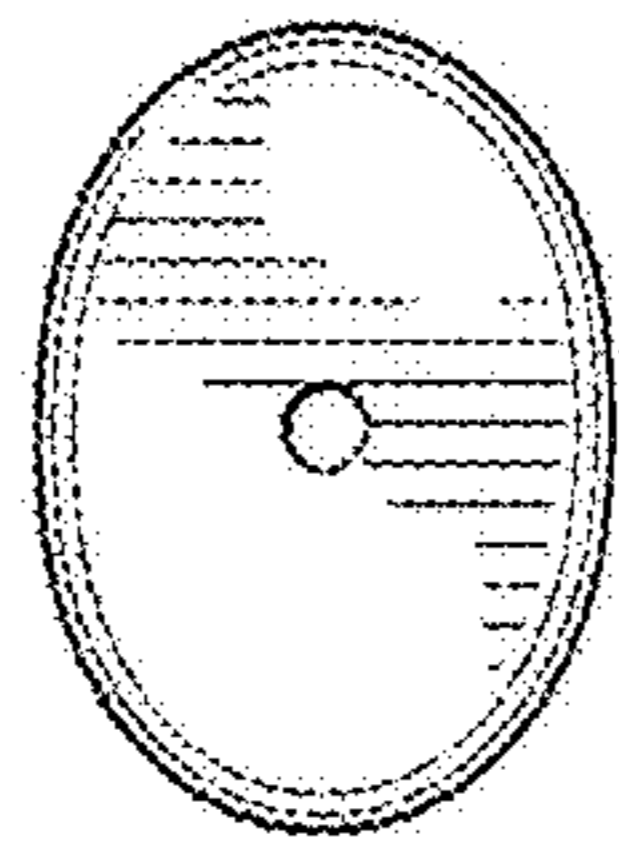


FIG. 6

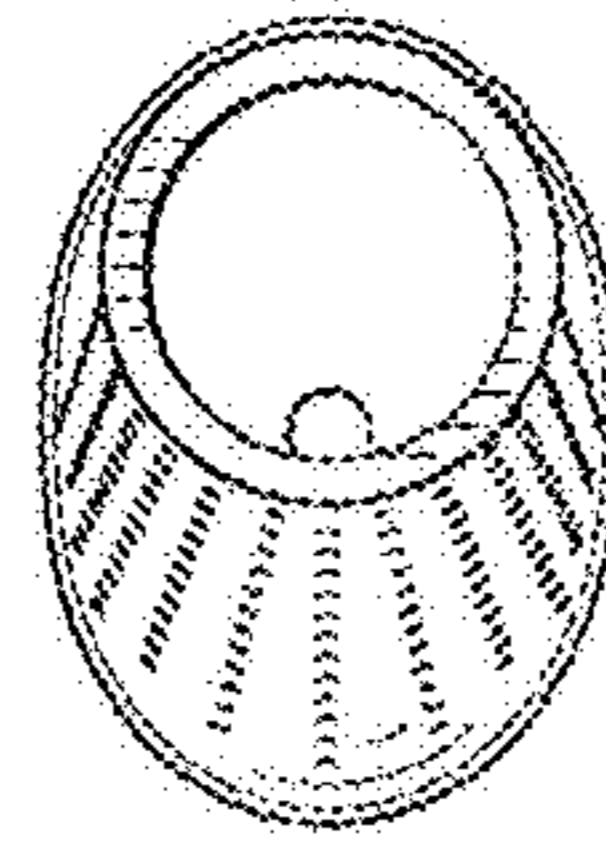


FIG. 7

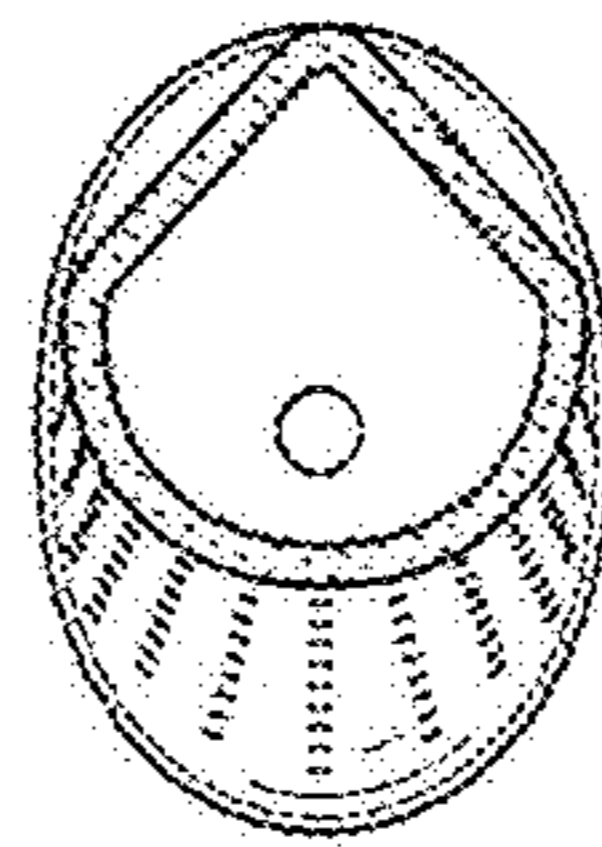


FIG. 8