



US00D680601S

(12) **United States Design Patent**
Lynch

(10) **Patent No.:** **US D680,601 S**

(45) **Date of Patent:** **** Apr. 23, 2013**

(54) **SPORTING DEVICE**

(75) Inventor: **David Lynch**, Olathe, KS (US)

(73) Assignees: **David Lynch**, Lenexa, KS (US);
Michael Lynch, Lenexa, KS (US)

(**) Term: **14 Years**

(21) Appl. No.: **29/374,900**

(22) Filed: **Oct. 21, 2011**

(51) **LOC (9) Cl.** **21-02**

(52) **U.S. Cl.**
USPC **D21/707**

(58) **Field of Classification Search** D21/300,
D21/301, 385–387, 398, 400, 408, 436, 437,
D21/441, 443, 444, 455, 457, 468, 467, 476,
D21/482, 497, 501–504, 662, 672, 679, 682,
D21/684, 691, 694, 697, 698, 699, 700, 705,
D21/706, 707, 722, 723, 729, 732, 753, 756,
D21/771, 772, 776, 777, 788, 790, 794, 796,
D21/797, 798, 800, 811, 812, 814, 839, 840;
D3/207–212, 315–329; D6/310–313, 317,
D6/328, 410, 411, 456, 458, 462, 463, 491–511,
D6/512, 524, 546–550, 552; D8/14, 40,
D8/43, 88, 89, 107, 300, 301, 303, 306, 313–321,
D8/354, 356, 360.1, 367–370, 373, 382, 390,
D8/394, 395, 401, 499, DIG. 1, DIG. 10;
D9/434; D11/200–202, 208–212, 215, 218,
D11/231, 236, 237, 75, 78, 79, 86, 93, 94,
D11/130, 141, 164, 184; D17/22, 24, 99;
D32/53–54; D34/27; D28/39–43; D12/6–11,
D12/16–20, 42–52, 317, 321, 345, 114–133,
D12/400, 406, 407, 412, 414, 420, 159, 160,
D12/162, 167, 172, 174, 175, 177, 178, 181,
D12/223; D30/134–143, 144, 151–154;
273/317, 329–339, 343, 126 R, 158, 440,
273/447, 451, 452, 459; 473/410, 411, 551,

473/569–571, 575, 576, 588–591, 596, 612,
614, 615, FOR. 224–FOR. 229; 446/34,
446/36–48, 61, 227, 236, 240, 255, 421,
446/486, 487, 491; 482/14, 20, 24, 49, 81,
482/82, 139; 16/110.1–446

See application file for complete search history.

(56) **References Cited**

U.S. PATENT DOCUMENTS

D2,103 S *	6/1865	Ray	D99/11
D13,867 S *	4/1883	Fowler	D30/136
D47,587 S *	7/1915	Fuller	D3/324
1,933,850 A *	11/1933	Gardon	473/591
D195,346 S *	6/1963	Christoffersen	D7/394
D209,217 S *	11/1967	Smith	D21/387
D229,951 S *	1/1974	Poole	D21/387
3,900,984 A *	8/1975	Garelick	446/486

(Continued)

Primary Examiner — Catherine Tuttle

(57) **CLAIM**

The ornamental design for the sporting device, as shown and described.

DESCRIPTION

FIG. 1 is a front elevation view of a sporting device showing my design;

FIG. 2 is a top plan view thereof;

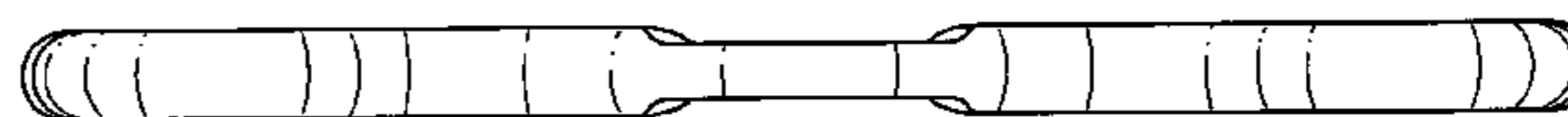
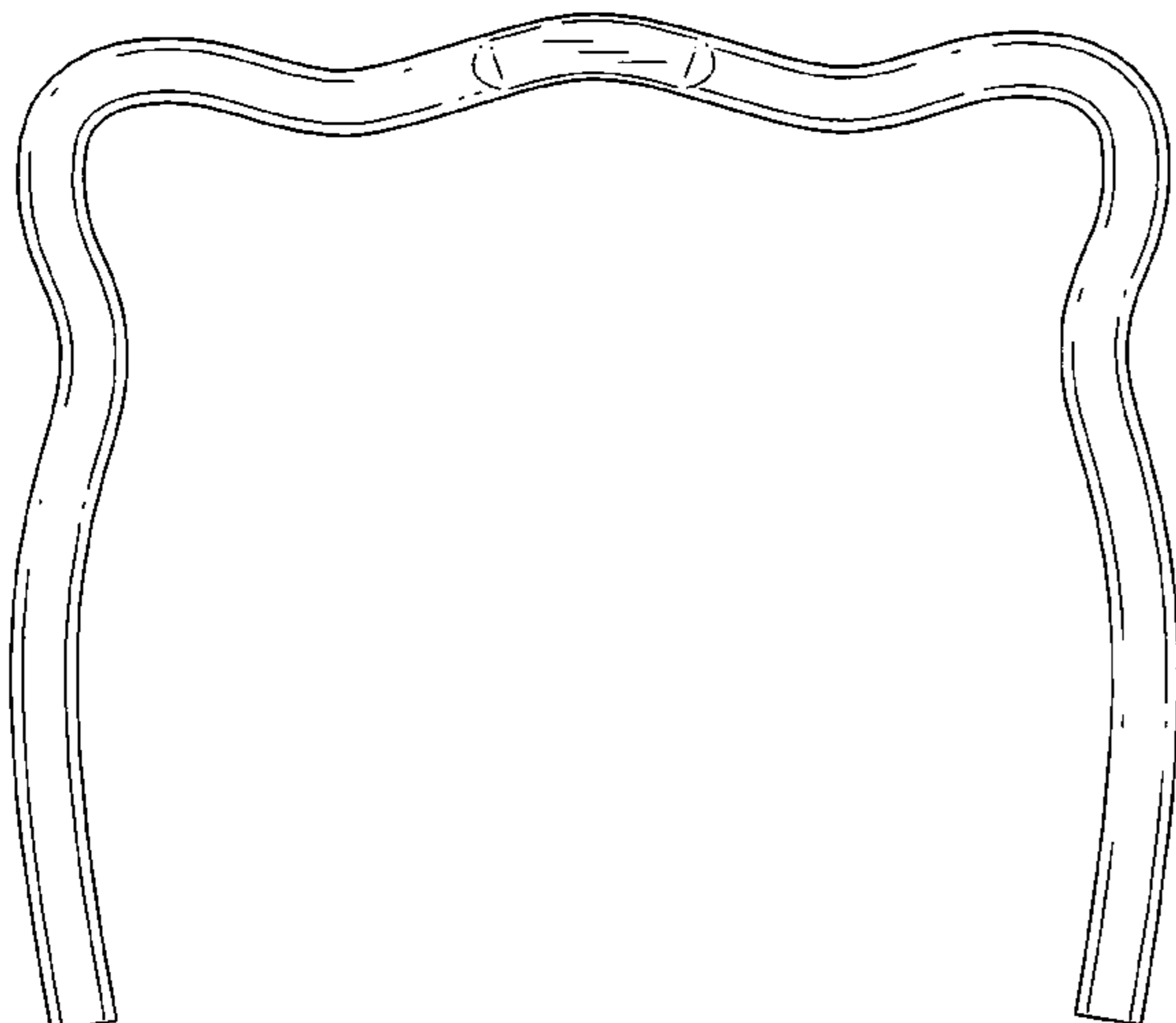
FIG. 3 is a bottom view thereof; and,

FIG. 4 is the right side view thereof.

The back elevation view is a mirror image of the front elevation view. The left side view is a mirror image of the right side view.

The sporting device is intended to be tossed, flipped, and caught as part of the sport of object manipulation.

1 Claim, 4 Drawing Sheets



US D680,601 S

Page 2

U.S. PATENT DOCUMENTS

D239,086	S *	3/1976	Piatti et al.	D8/395	D470,085	S *	2/2003	Newport	D12/162
D266,014	S *	8/1982	Wittman	D21/443	D502,225	S *	2/2005	Kotsonis et al.	D21/444
4,927,402	A *	5/1990	Fables et al.	446/487	6,966,814	B2 *	11/2005	Mendel	446/236
4,946,173	A *	8/1990	Schlegel et al.	473/589	RE40,533	E *	10/2008	Oblack	446/46
D311,037	S *	10/1990	Parks	D21/437	7,601,045	B2 *	10/2009	Zawitz	446/102
D317,861	S *	7/1991	Lechner	D8/380	D642,630	S *	8/2011	Johnson	D21/444
5,110,315	A *	5/1992	Zawitz	446/102	2010/0075819	A1 *	3/2010	Maki	482/139
6,431,939	B1 *	8/2002	Roh et al.	446/236					

* cited by examiner

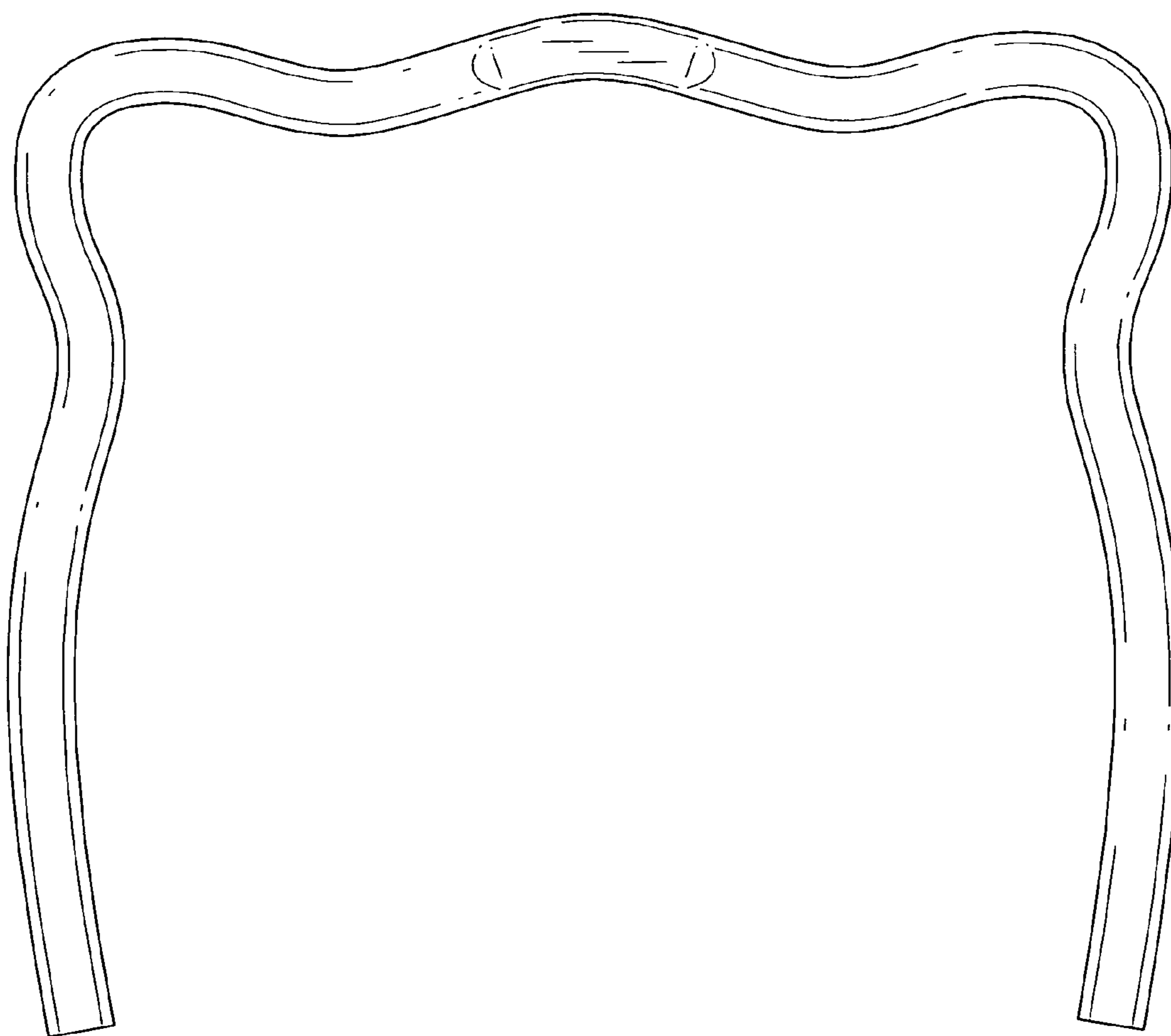


FIG. 1

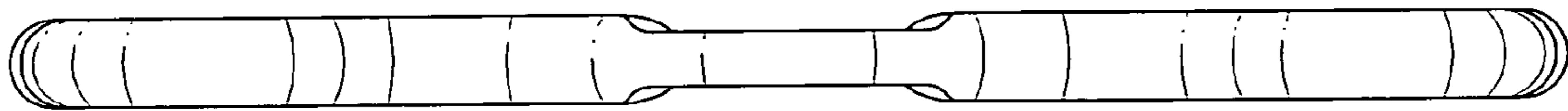


FIG. 2

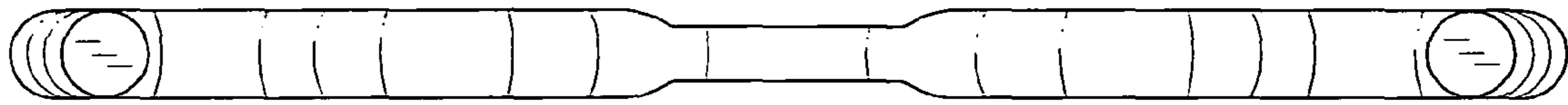


FIG. 3



FIG. 4