



US00D680598S

(12) **United States Design Patent**
Geller

(10) **Patent No.:** **US D680,598 S**

(45) **Date of Patent:** **** Apr. 23, 2013**

(54) **TOY FIGURE**

D460,503 S * 7/2002 Koshiishi et al. D21/578
D541,353 S * 4/2007 Takahashi D21/578

(75) Inventor: **Torsten Geller**, Summerland (CA)

* cited by examiner

(73) Assignee: **Best-Lock Construction Toys, Inc.**,
Miami, FL (US)

Primary Examiner — Zenia Bennett

(74) *Attorney, Agent, or Firm* — Ostrolenk Faber LLP

(**) Term: **14 Years**

(57) **CLAIM**

The ornamental design for a toy figure, as shown and described.

(21) Appl. No.: **29/422,369**

DESCRIPTION

(22) Filed: **May 18, 2012**

(51) **LOC (9) Cl.** **21-01**

(52) **U.S. Cl.**

USPC **D21/621**

(58) **Field of Classification Search** D21/578–583,
D21/621, 622; 446/268–274, 279, 280, 285,
446/289–292, 294, 297–303, 353–355, 376–384;
D15/199; 318/568.11, 568.12, 568.2

See application file for complete search history.

FIG. 1 is a rear perspective view of a toy figure showing my new design in a first position;

FIG. 2 is a front perspective view thereof in the first position;

FIG. 3 is a rear perspective view thereof in a second position;

FIG. 4 is a front perspective view thereof in the second position;

FIG. 5 is a front perspective view thereof in a third position;

FIG. 6 is a rear perspective view thereof in the third position;

FIG. 7 is a left side view thereof in a fourth position;

FIG. 8 is a right side view thereof in the fourth position;

FIG. 9 is a front view thereof in the fourth position;

FIG. 10 is a top view thereof;

FIG. 11 is a rear view thereof; and,

FIG. 12 is a bottom view thereof.


The broken lines in the drawings illustrate environmental material that forms no part of the claimed design.

(56) **References Cited**

U.S. PATENT DOCUMENTS

D410,476 S * 6/1999 Gomi et al. D15/199
D453,199 S * 1/2002 Sawai et al. D21/578
D458,319 S * 6/2002 Koshiishi et al. D21/578
D460,131 S * 7/2002 Koshiishi D21/578

1 Claim, 3 Drawing Sheets






FIG. 1




FIG. 2

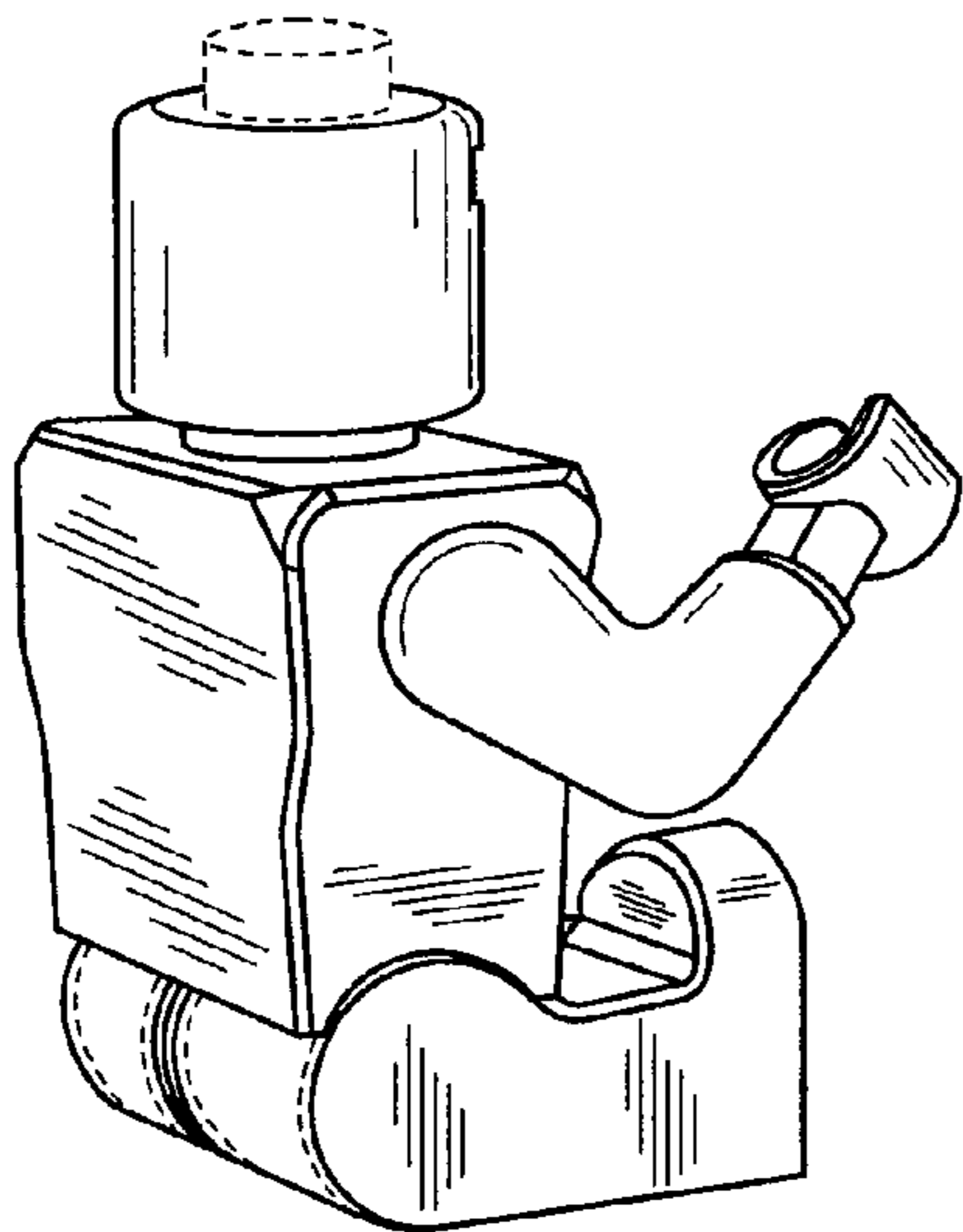


FIG. 3




FIG. 4

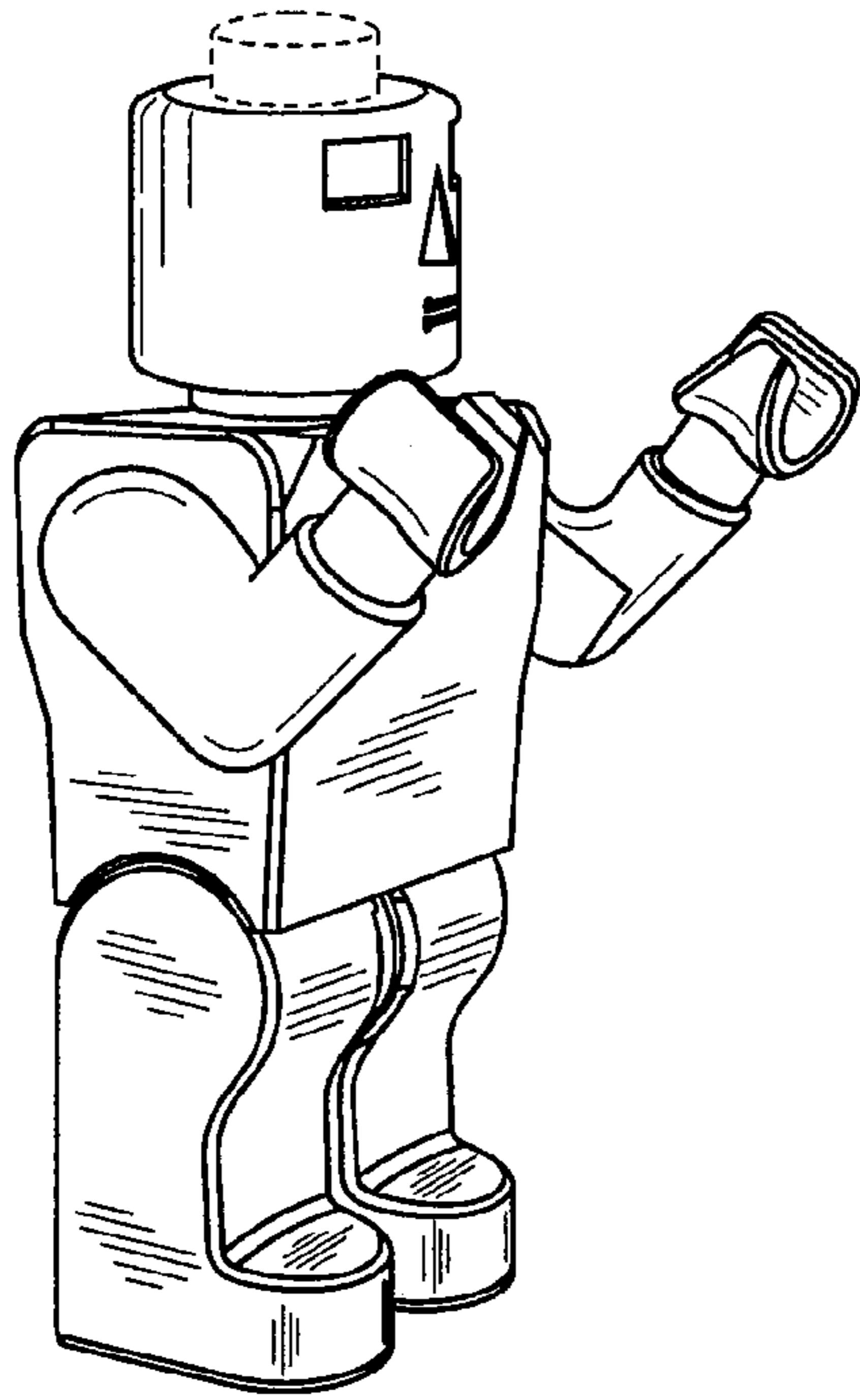


FIG. 5

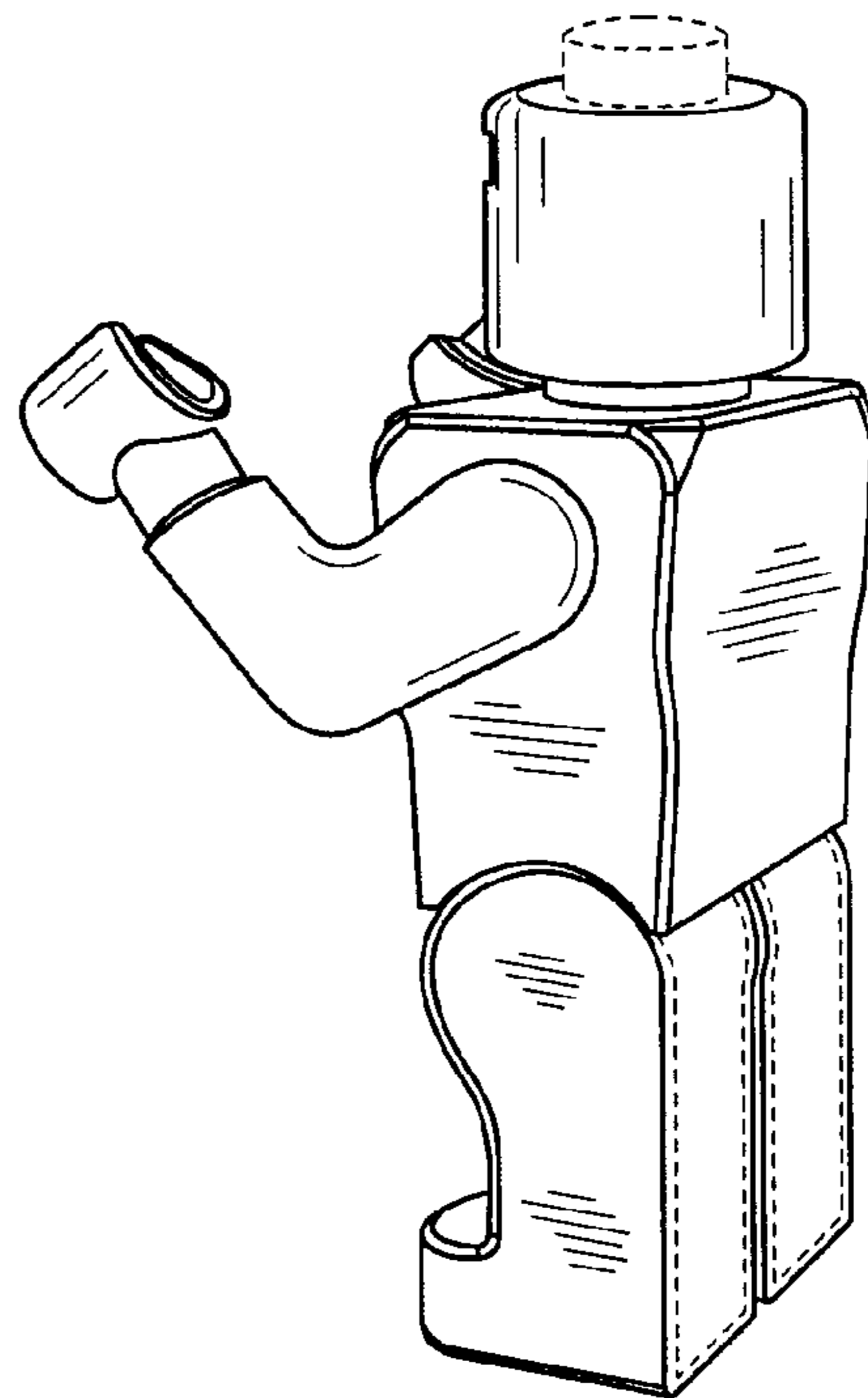


FIG. 6

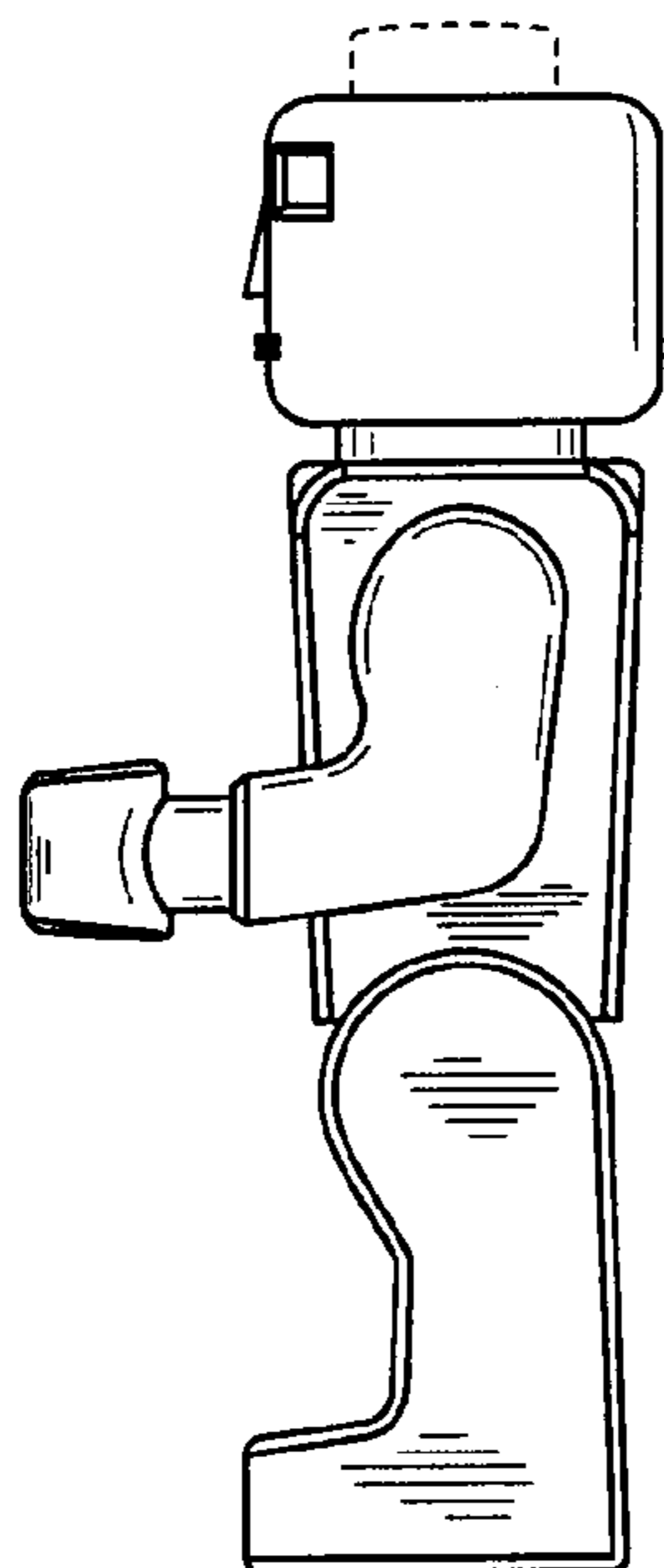


FIG. 7




FIG. 8




FIG. 9




FIG. 10




FIG. 11




FIG. 12