



US00D680566S

(12) **United States Design Patent**
Pinchot

(10) **Patent No.:** **US D680,566 S**

(45) **Date of Patent:** **** Apr. 23, 2013**

(54) **EXTRUDER PLATE FOR EXTRUDER
INSERTS**

(71) Applicant: **JMP Industries, Inc.**, Cleveland, OH
(US)

(72) Inventor: **James M. Pinchot**, Parma, OH (US)

(73) Assignee: **JMP Industries, Inc.**, Cleveland, OH
(US)

(**) Term: **14 Years**

(21) Appl. No.: **29/435,792**

(22) Filed: **Oct. 29, 2012**

(51) **LOC (9) Cl.** **15-99**

(52) **U.S. Cl.**
USPC **D15/199**

(58) **Field of Classification Search** D7/368,
D7/387, 665, 672, 676, 677; D15/138, 139,
D15/199; D21/398, 401, 444, 468, 483,
D21/488, 501-503, 563, 680; D23/259-261;
264/117.12, 209.1, 209.8; 366/76.1, 149;
425/190, 208, 380

See application file for complete search history.

(56) **References Cited**

U.S. PATENT DOCUMENTS

D450,732	S	*	11/2001	Pinchot	D15/199
D452,257	S	*	12/2001	Pinchot	D15/199
D469,116	S	*	1/2003	Pinchot	D15/199
D469,453	S	*	1/2003	Pinchot	D15/199
D469,454	S	*	1/2003	Pinchot	D15/199
D485,286	S	*	1/2004	Pinchot	D15/199
D494,198	S	*	8/2004	Pinchot	D15/199
D496,377	S	*	9/2004	Pinchot	D15/199
D523,452	S	*	6/2006	Pinchot	D15/139
D531,197	S	*	10/2006	Pinchot	D15/199
D534,562	S	*	1/2007	Pinchot	D15/199
D564,549	S	*	3/2008	Pinchot	D15/139

* cited by examiner

Primary Examiner — Patricia Palasik

(74) *Attorney, Agent, or Firm* — Fay Sharpe LLP

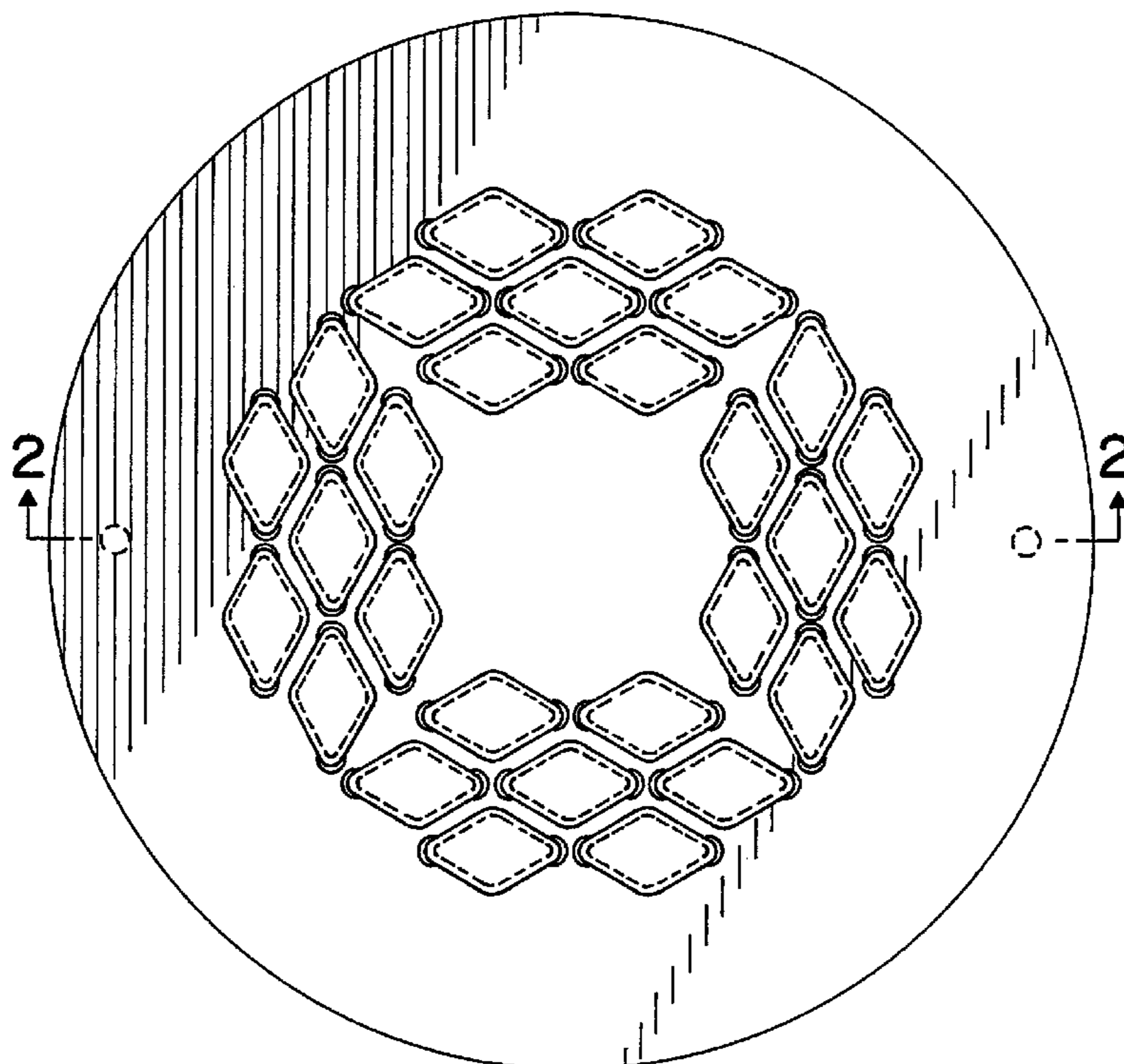
(57) **CLAIM**

The ornamental design for an extruder plate for extruder inserts, as shown and described.

DESCRIPTION

FIG. 1 is a top plan view of an extruder plate for generally triangular shaped extruder inserts showing my new design; FIG. 2 is a cross-sectional view along line 2-2 of FIG. 1; and, FIG. 3 is an enlarged view of one die insert opening shown removed for clarity of disclosure. In the drawings, the broken lines form no part of the claimed design.

1 Claim, 2 Drawing Sheets



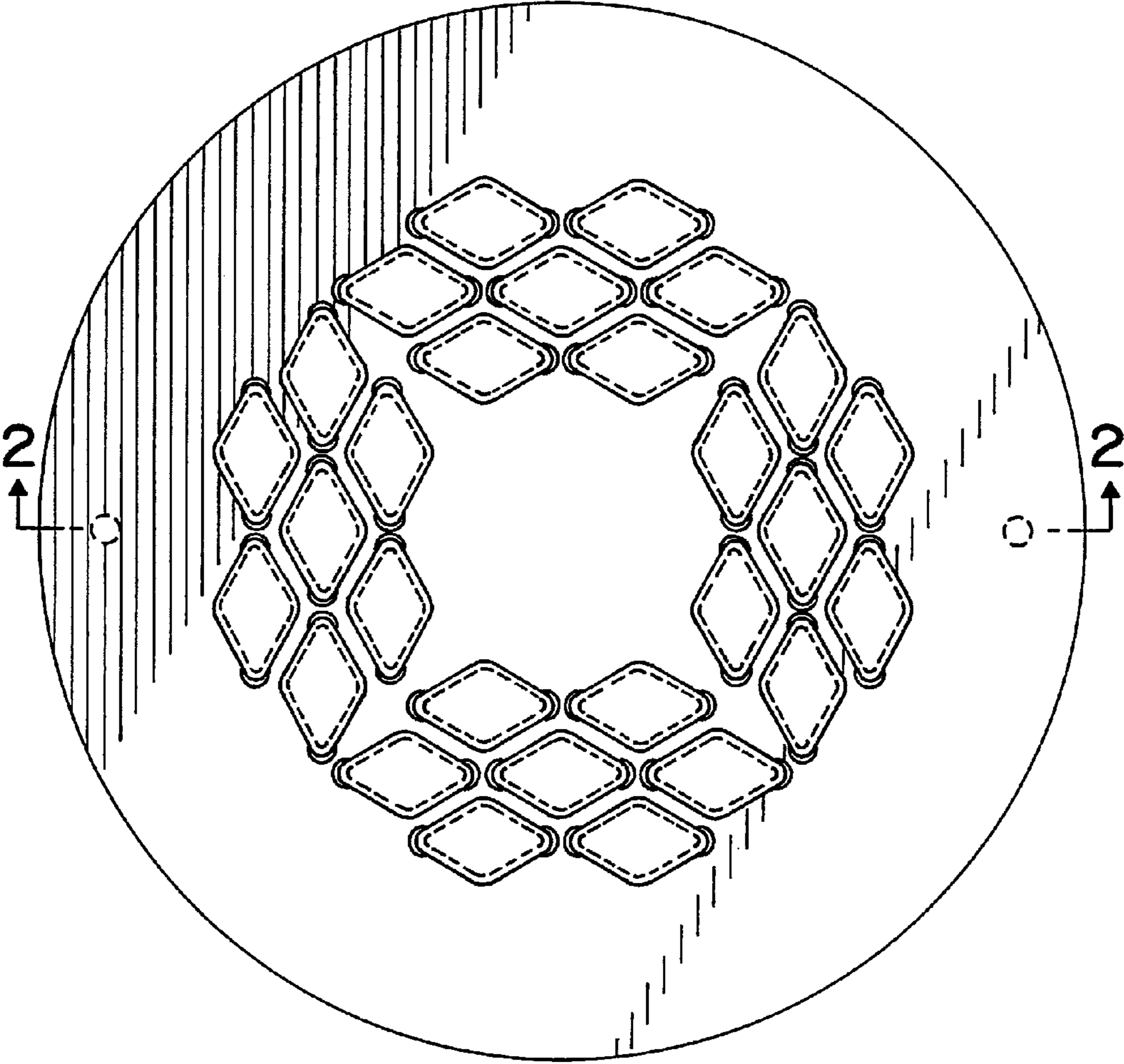


FIG. 1

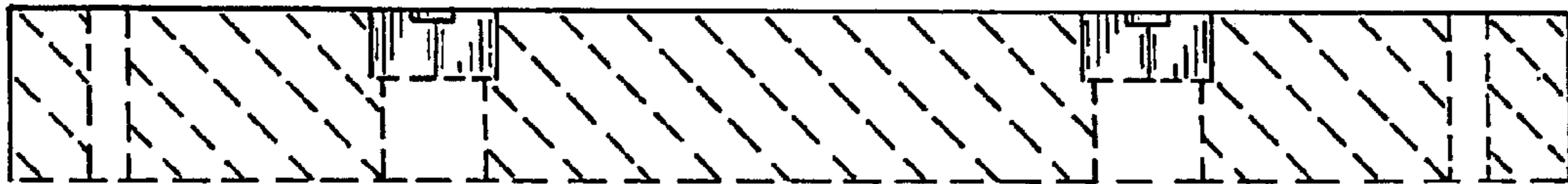


FIG. 2

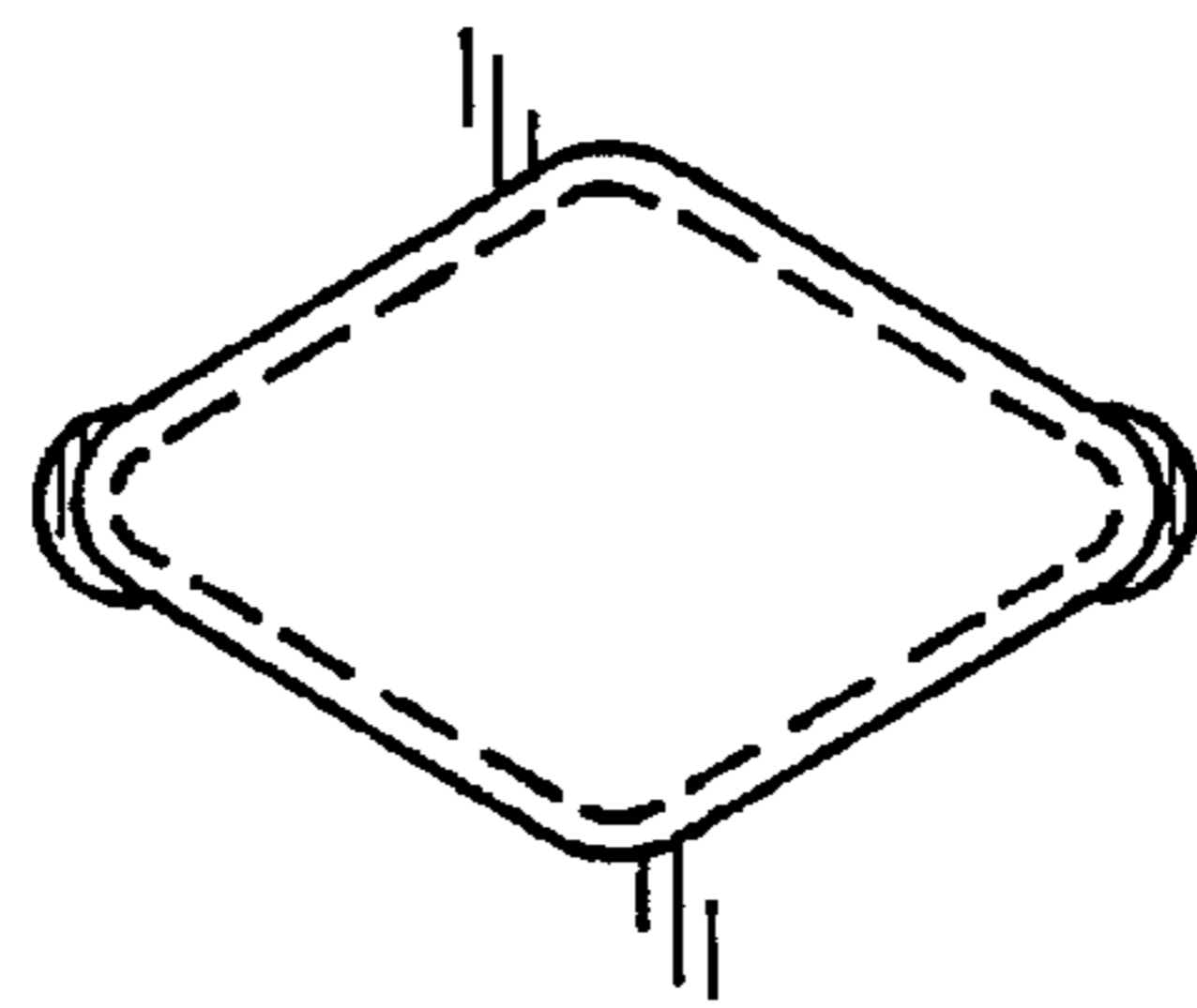


FIG. 3