



US00D680561S

(12) **United States Design Patent**
Zuchoski et al.

(10) **Patent No.:** **US D680,561 S**
(45) **Date of Patent:** **** Apr. 23, 2013**

(54) **ENDLESS TRACK OF AN OFF-ROAD VEHICLE**

(71) Applicant: **Camoplast Solideal Inc.**, Sherbrooke, CA (US)

(72) Inventors: **Jeremie Zuchoski**, Sherbrooke (CA);
Bernard Jean, St-Mathieu du Parc (CA)

(73) Assignee: **Camoplast Solideal Inc.**, Sherbrooke, Québec (CA)

(**) Term: **14 Years**

(21) Appl. No.: **29/434,244**

(22) Filed: **Oct. 11, 2012**

(51) **LOC (9) Cl.** **D15-03**

(52) **U.S. Cl.**
USPC **D15/28; D12/7**

(58) **Field of Classification Search** D15/28;
D12/7, 608, 8, 9, 10; D2/951, 960; 305/165-179,
305/157, 52, 158, 180-184; 180/190, 191,
180/184; 474/266, 267, 260-262
See application file for complete search history.

(56) **References Cited**

U.S. PATENT DOCUMENTS

D216,301 S *	12/1969	Chaumont	D12/7
3,582,154 A *	6/1971	Russ, Sr.	305/166
D222,247 S *	10/1971	Sherbrooke	D12/7
3,637,267 A *	1/1972	Bombardier et al.	305/160
3,754,798 A *	8/1973	Chaumont	305/166
3,756,668 A *	9/1973	Russ, Sr.	305/179
D242,612 S *	12/1976	Perreault	D12/7
D243,517 S *	3/1977	Belanger	D12/7
D260,899 S *	9/1981	Joseph et al.	D15/28
D283,206 S *	4/1986	Talbot	D12/7
D298,018 S *	10/1988	Cartwright	D12/3
D302,017 S *	7/1989	Grawey et al.	D15/28
D376,996 S *	12/1996	Soucy et al.	D12/7

D380,419 S *	7/1997	Thompson et al.	D12/7
D386,721 S *	11/1997	Bedard	D12/7
D389,428 S *	1/1998	Dandurand	D12/7
D389,429 S *	1/1998	Dandurand	D12/7
D389,430 S *	1/1998	Dandurand	D12/7
D389,431 S *	1/1998	Dandurand	D12/7
D389,432 S *	1/1998	Dandurand	D12/7
D389,433 S *	1/1998	Dandurand	D12/7
D389,434 S *	1/1998	Dandurand	D12/7
D389,435 S *	1/1998	Dandurand	D12/7

(Continued)

Primary Examiner — Mark Goodwin

(74) *Attorney, Agent, or Firm* — Fish & Richardson P.C.

(57) **CLAIM**

We claim the ornamental design for an endless track of an off-road vehicle, as shown and described.

DESCRIPTION

FIG. 1 is a perspective view of an endless track of an off-road vehicle according to the present design, it is understood that the tread pattern is repeated over the length of the track shown by the broken lines in FIG. 7;

FIG. 2 is a top view of the endless track of an off-road vehicle of FIG. 1;

FIG. 3 is a front elevational view of the endless track of an off-road vehicle of FIG. 1;

FIG. 4 is a right side elevational view of the endless track of an off-road vehicle of FIG. 1;


FIG. 5 is a rear elevational view of the endless track of an off-road vehicle of FIG. 1;

FIG. 6 is a left side elevational view of the endless track of an off-road vehicle of FIG. 1; and,

FIG. 7 is a perspective view of the endless track of an off-road vehicle shown with the endless nature of the track shown by the broken lines.

The broken lines form no part of the design and are for illustrative purposes only.

1 Claim, 5 Drawing Sheets



US D680,561 S

Page 2

U.S. PATENT DOCUMENTS

5,713,645	A *	2/1998	Thompson et al.	305/168	6,626,258	B1 *	9/2003	Forbes	180/184
5,730,510	A *	3/1998	Courtemanche	305/168	D511,481	S *	11/2005	Sampson	D12/7
D393,607	S *	4/1998	Dandurand	D12/7	D565,605	S *	4/2008	Tateishi	D15/28
D394,615	S *	5/1998	Dandurand	D12/7	D567,823	S *	4/2008	Hagio	D15/28
D408,326	S *	4/1999	Dandurand	D12/7	D588,169	S *	3/2009	Hagio	D15/28
6,109,705	A *	8/2000	Courtemanche	305/178	D619,930	S *	7/2010	Faucher et al.	D12/7
D431,015	S *	9/2000	Lussier	D12/7	D636,793	S *	4/2011	Vladimirovich	D15/28
D436,892	S *	1/2001	Soucy et al.	D12/7	D637,626	S *	5/2011	Vladimirovich	D15/28
6,575,540	B2 *	6/2003	Soucy et al.	305/166	D639,313	S *	6/2011	Vladimirovich	D15/28

* cited by examiner

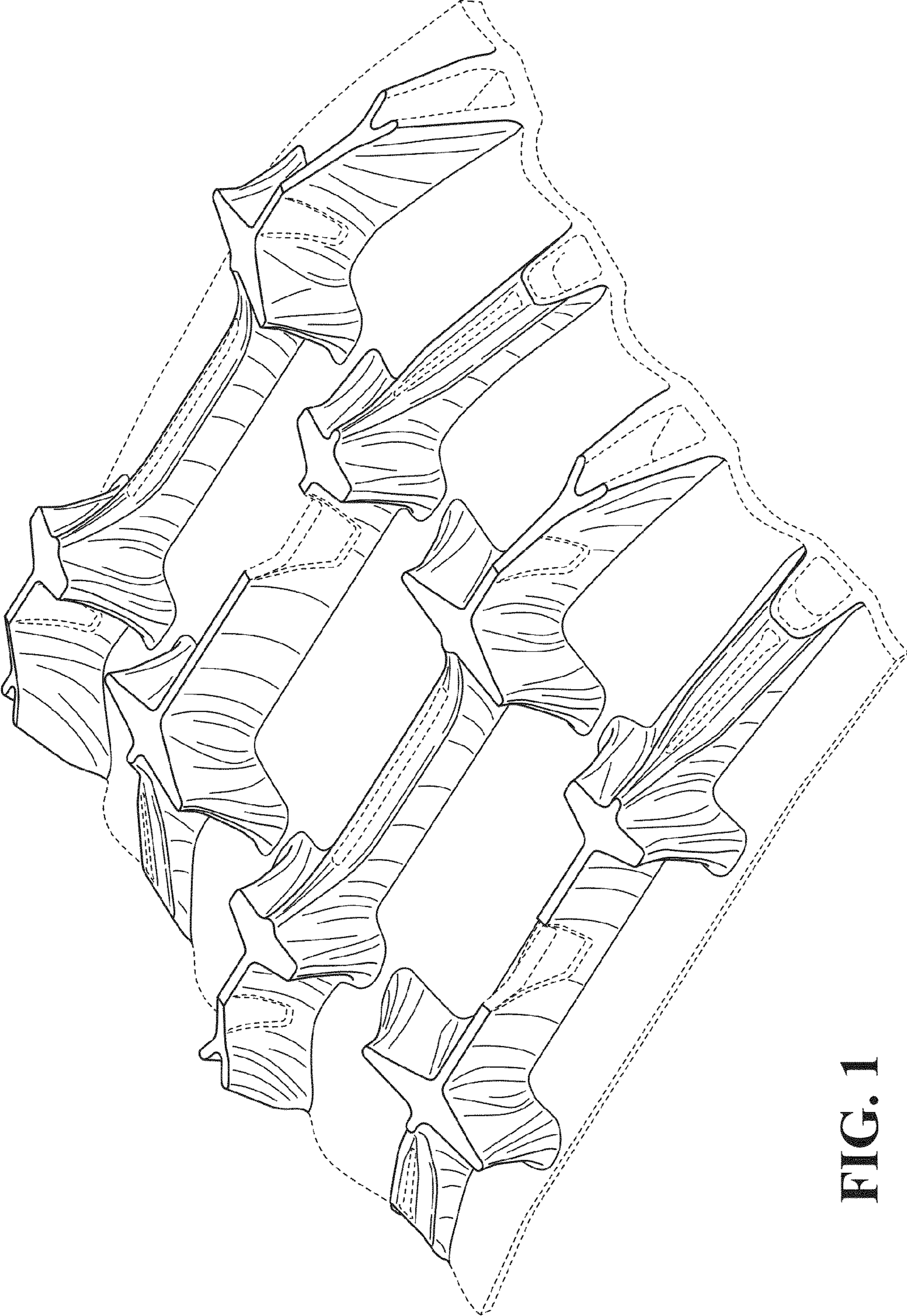


FIG. 1

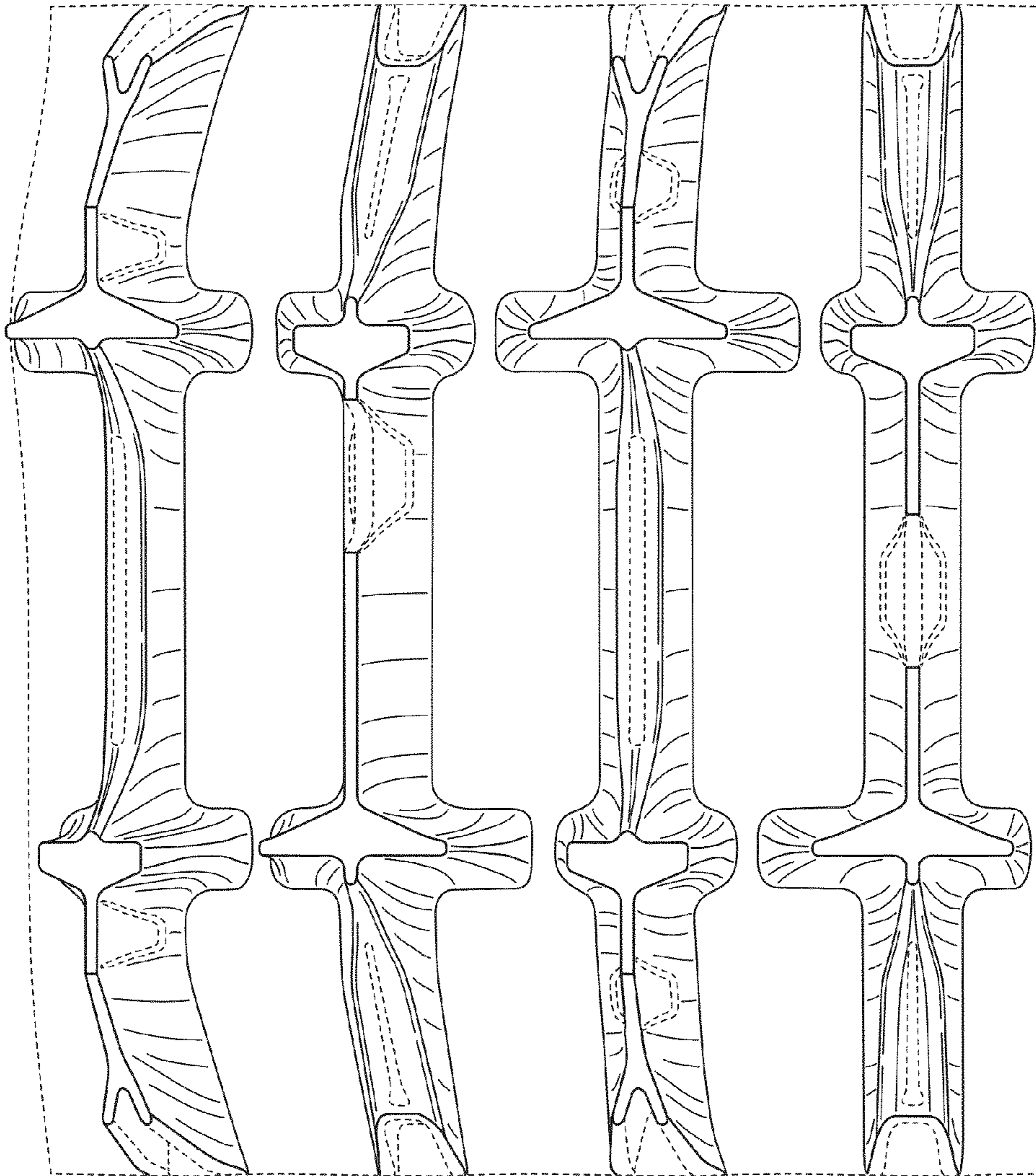


FIG. 2

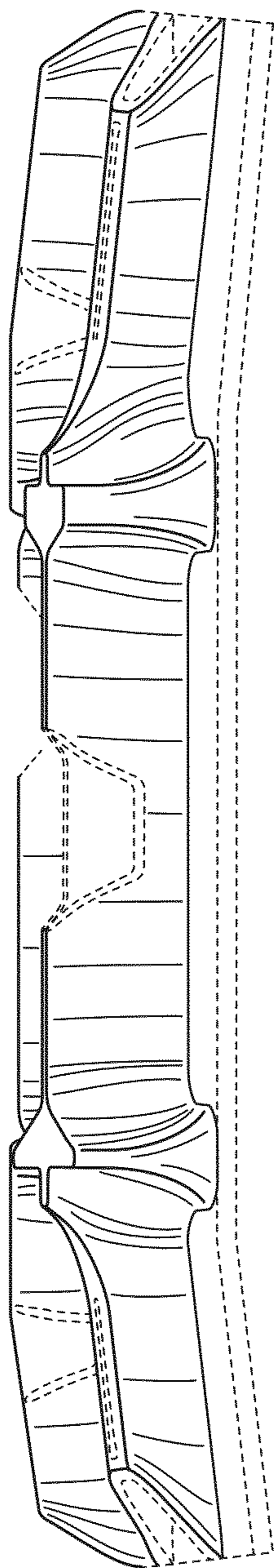


FIG. 3

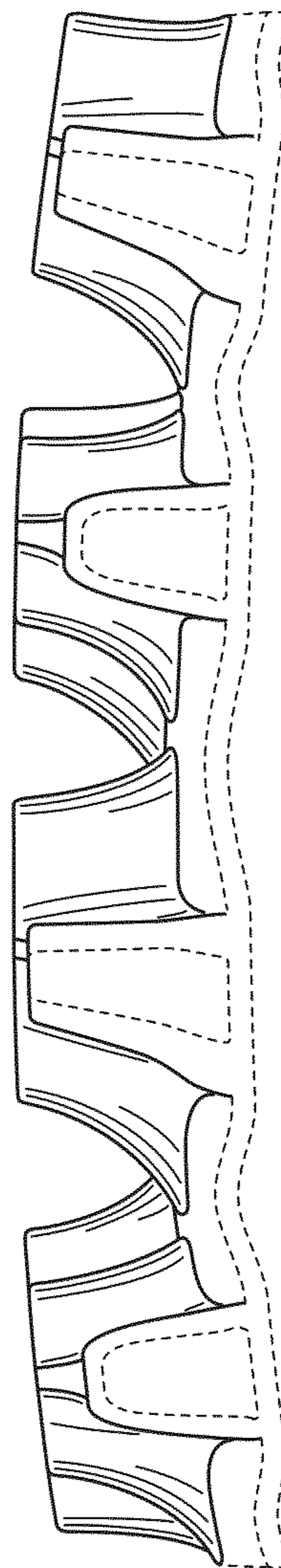


FIG. 4

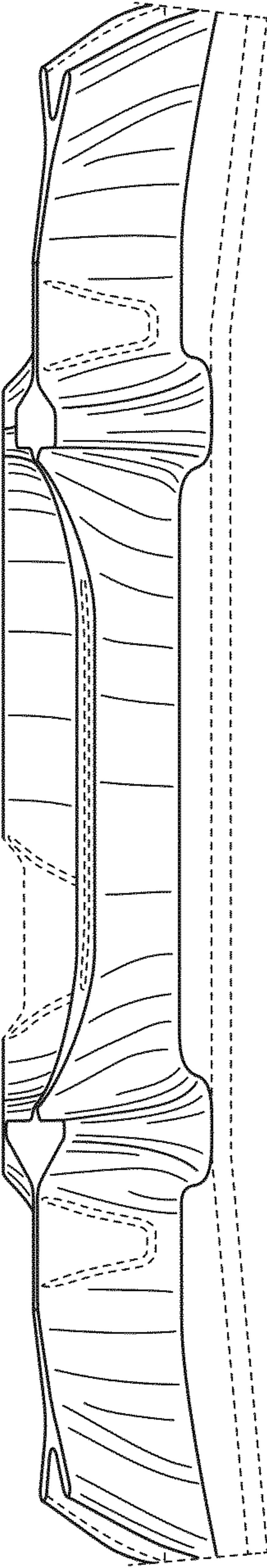


FIG. 5

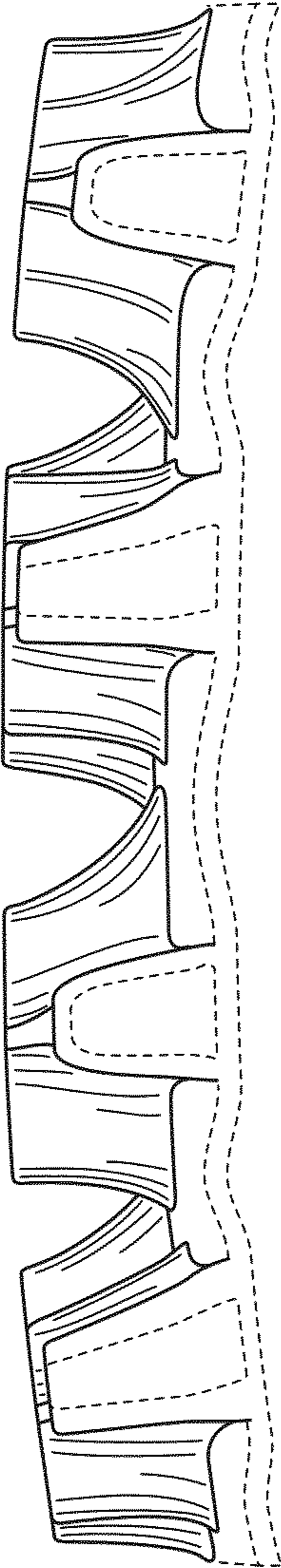


FIG. 6

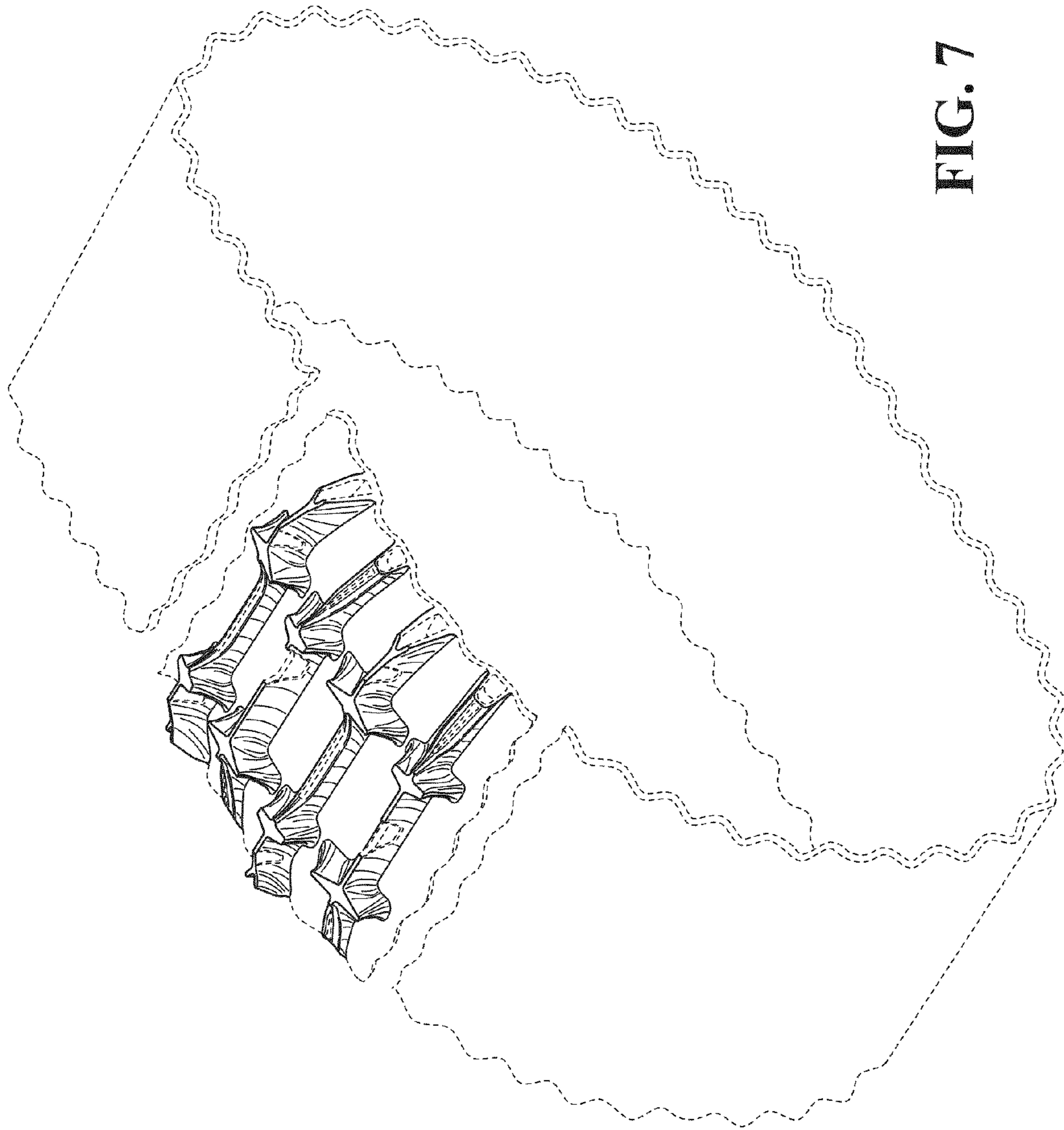


FIG. 7