



US00D680560S

(12) **United States Design Patent**
Fundakowski et al.

(10) **Patent No.:** **US D680,560 S**
(45) **Date of Patent:** **** Apr. 23, 2013**

- (54) **DEFLECTOR FOR PAVING APPARATUS**
- (75) Inventors: **Anne K. Fundakowski**, Roseville, MN (US); **Benjamin T. Schafer**, Elk River, MN (US)
- (73) Assignee: **Caterpillar Paving Products Inc.**, Minneapolis, MN (US)
- (**) Term: **14 Years**
- (21) Appl. No.: **29/428,518**
- (22) Filed: **Jul. 31, 2012**
- (51) **LOC (9) Cl.** **15-03**
- (52) **U.S. Cl.**
USPC **D15/28**
- (58) **Field of Classification Search** D15/11,
D15/19, 21, 28, 29, 32; 403/11, 16; 299/79.1,
299/39.8, 87.1, 102-113, 100; 29/243
See application file for complete search history.

7,066,555	B2 *	6/2006	Hansen et al.	299/39.8
7,108,212	B2 *	9/2006	Latham	241/294
7,234,782	B2 *	6/2007	Stehney	299/104
7,278,692	B2 *	10/2007	Sollami	299/106
7,290,726	B2 *	11/2007	Latham	241/294
7,300,115	B2 *	11/2007	Holl et al.	299/106
7,338,134	B2 *	3/2008	Latham	299/87.1
D567,270	S *	4/2008	Chiang	D15/140
7,357,608	B2 *	4/2008	Erickson et al.	409/234
7,380,887	B2 *	6/2008	Latham	299/87.1
D574,689	S *	8/2008	Holl et al.	D8/71
D575,610	S *	8/2008	Holl et al.	D8/71
D585,259	S *	1/2009	Holl et al.	D8/71
7,520,570	B2 *	4/2009	Sansone et al.	299/95
7,547,074	B2 *	6/2009	Beach et al.	299/79.1
D624,940	S *	10/2010	Buhr et al.	D15/28
D624,941	S *	10/2010	Buhr et al.	D15/28
D632,703	S *	2/2011	Buhr et al.	D15/28
7,883,155	B2 *	2/2011	Sollami	299/104
D638,453	S *	5/2011	Buhr et al.	D15/140

(Continued)

Primary Examiner — Mark Goodwin
(74) *Attorney, Agent, or Firm* — Finnegan, Henderson, Farabow, Garrett & Dunner LLP

(56) **References Cited**

U.S. PATENT DOCUMENTS

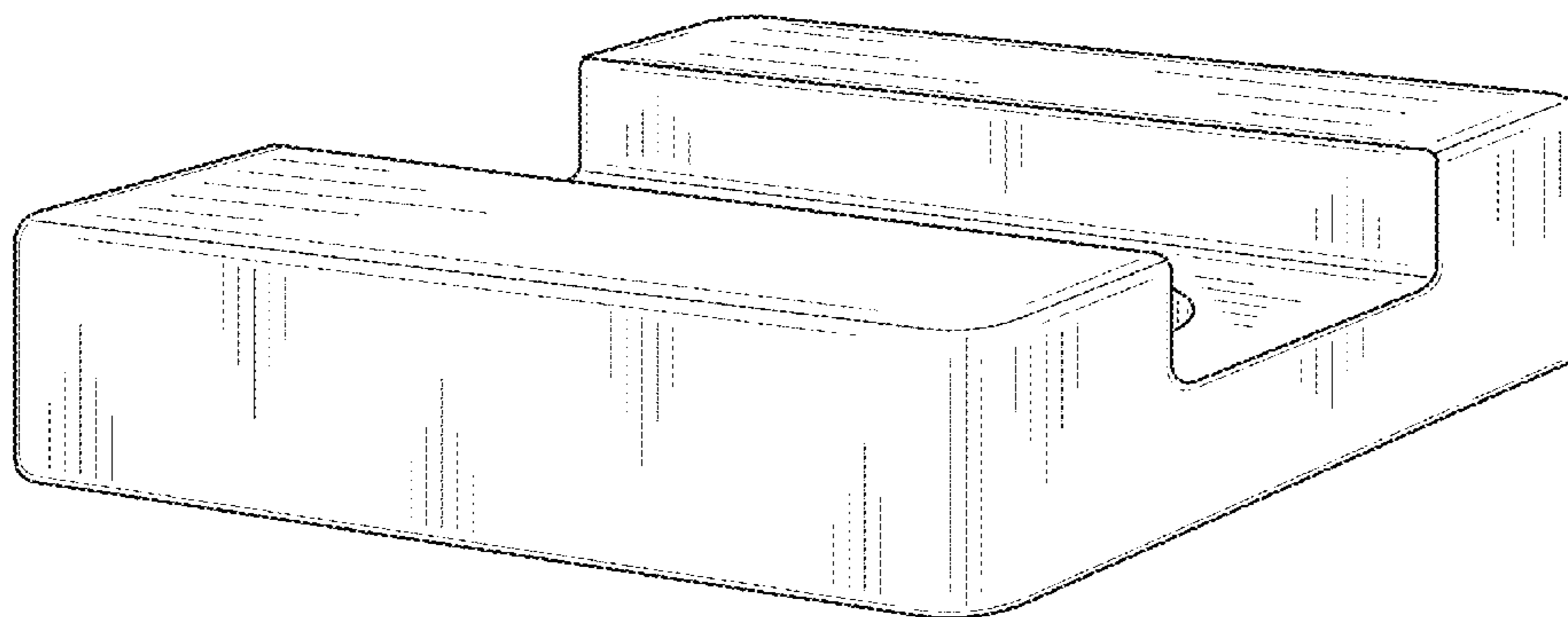
3,489,042	A *	1/1970	Papp	82/159
4,205,225	A *	5/1980	LeGoff	250/229
4,542,943	A *	9/1985	Montgomery, Jr.	299/102
4,650,254	A *	3/1987	Wechner	299/102
5,011,229	A *	4/1991	O'Neill et al.	299/102
5,052,757	A *	10/1991	Latham	299/87.1
5,186,575	A *	2/1993	Wirtgen	404/96
5,322,351	A *	6/1994	Lent	299/102
5,417,131	A *	5/1995	Robertson	82/158
5,842,747	A *	12/1998	Winchester	299/87.1
6,086,160	A *	7/2000	Bitelli	299/104
6,176,552	B1 *	1/2001	Topka et al.	299/104
6,183,170	B1 *	2/2001	Wald et al.	407/46
6,244,665	B1 *	6/2001	Bise et al.	299/106
6,386,641	B2 *	5/2002	Mondy	299/79.1
6,764,140	B2 *	7/2004	Carson et al.	299/79.1
6,832,818	B2 *	12/2004	Luciano	299/39.8
6,962,395	B2 *	11/2005	Mouthaan	299/104

(57) **CLAIM**
The ornamental design for a deflector for paving apparatus, as shown and described.

DESCRIPTION

FIG. 1 is a perspective view of a deflector for paving apparatus showing our new design;
FIG. 2 is a rear perspective view thereof;
FIG. 3 is a front view thereof;
FIG. 4 is a rear view thereof;
FIG. 5 is a right side view thereof, the left side being a mirror image thereof; and,
FIG. 6 is a top plan view thereof, the bottom plan view being identical.

1 Claim, 4 Drawing Sheets



US D680,560 S

Page 2

U.S. PATENT DOCUMENTS

8,020,940	B2 *	9/2011	Greenspan et al.	299/101					
D666,226	S *	8/2012	Buhr et al.	D15/140					
D666,641	S *	9/2012	Buhr et al.	D15/140					
D666,642	S *	9/2012	Buhr et al.	D15/140					
D666,643	S *	9/2012	Buhr et al.	D15/140					
D667,854	S *	9/2012	Kammerer et al.	D15/140					
					D667,855	S *	9/2012	Kammerer et al.	D15/140
					D667,856	S *	9/2012	Kammerer et al.	D15/140
					D671,578	S *	11/2012	Buhr et al.	D15/140
					2003/0015907	A1 *	1/2003	Sollami	299/104
					2004/0004389	A1 *	1/2004	Latham	299/104
					2005/0098015	A1 *	5/2005	Latham	83/698.41

* cited by examiner

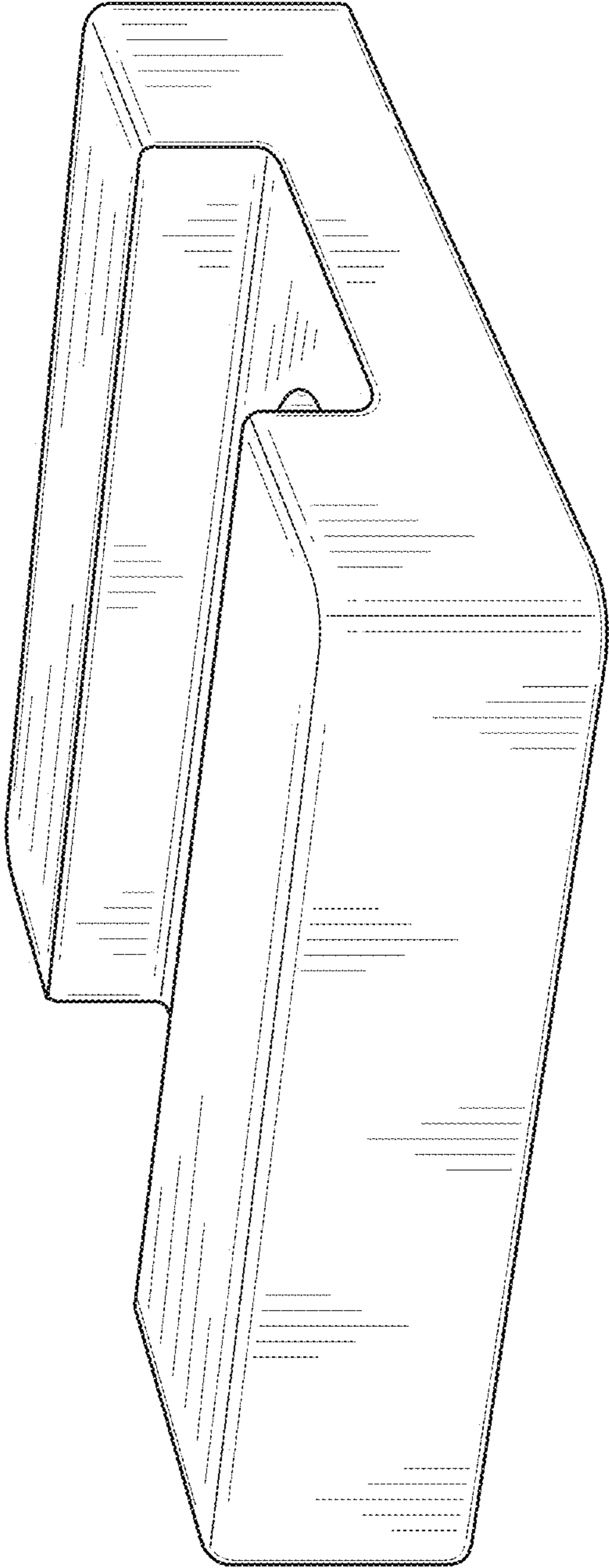


FIG. 1

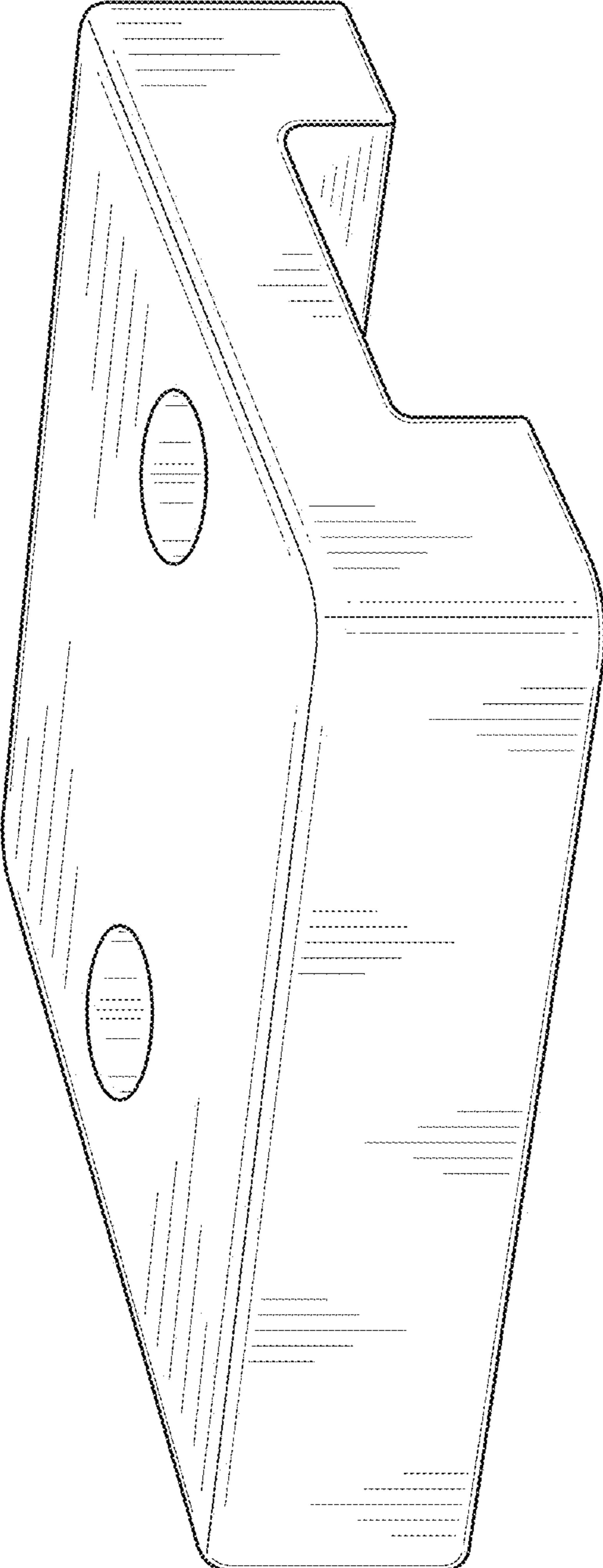


FIG. 2

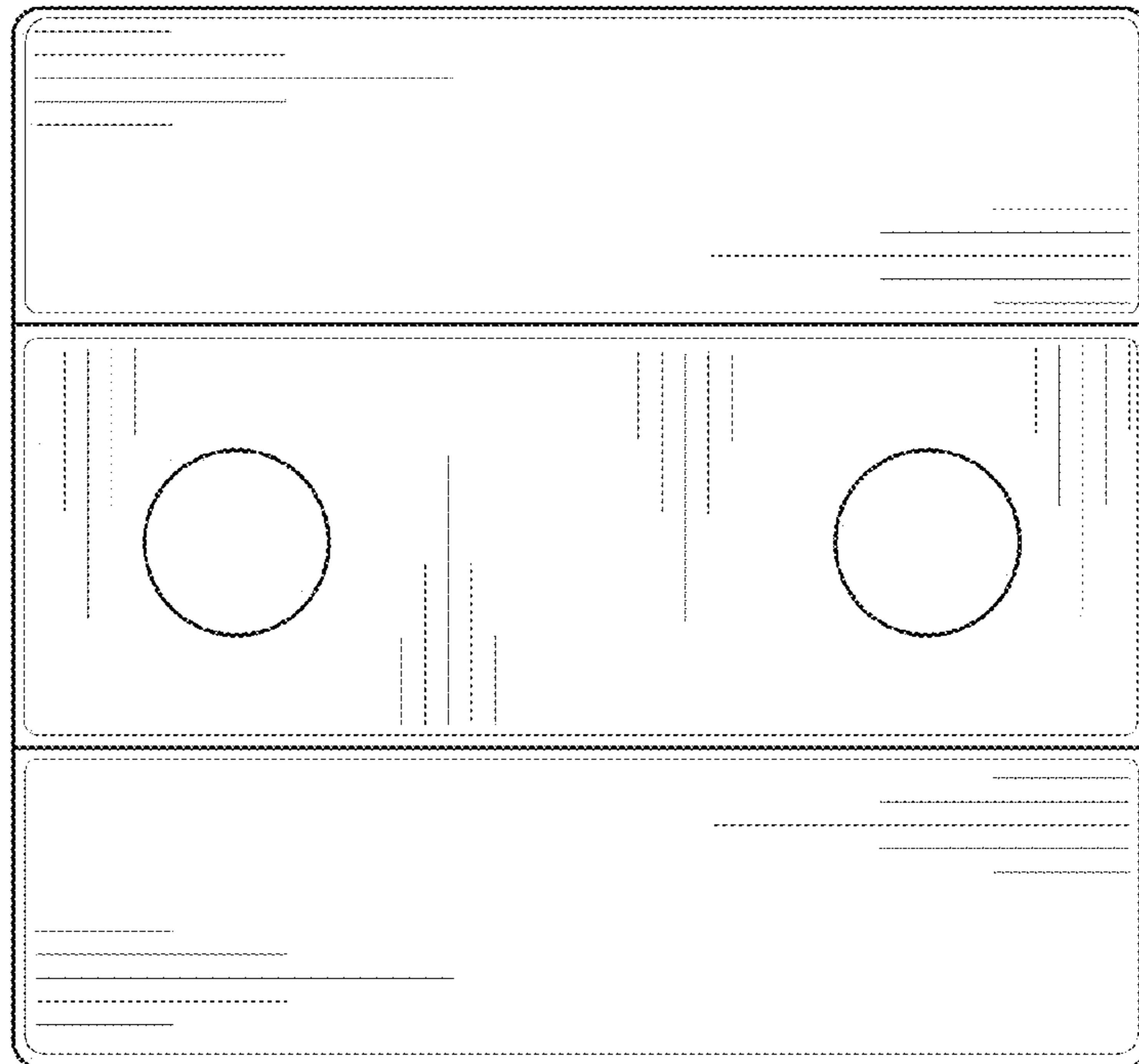


FIG. 3

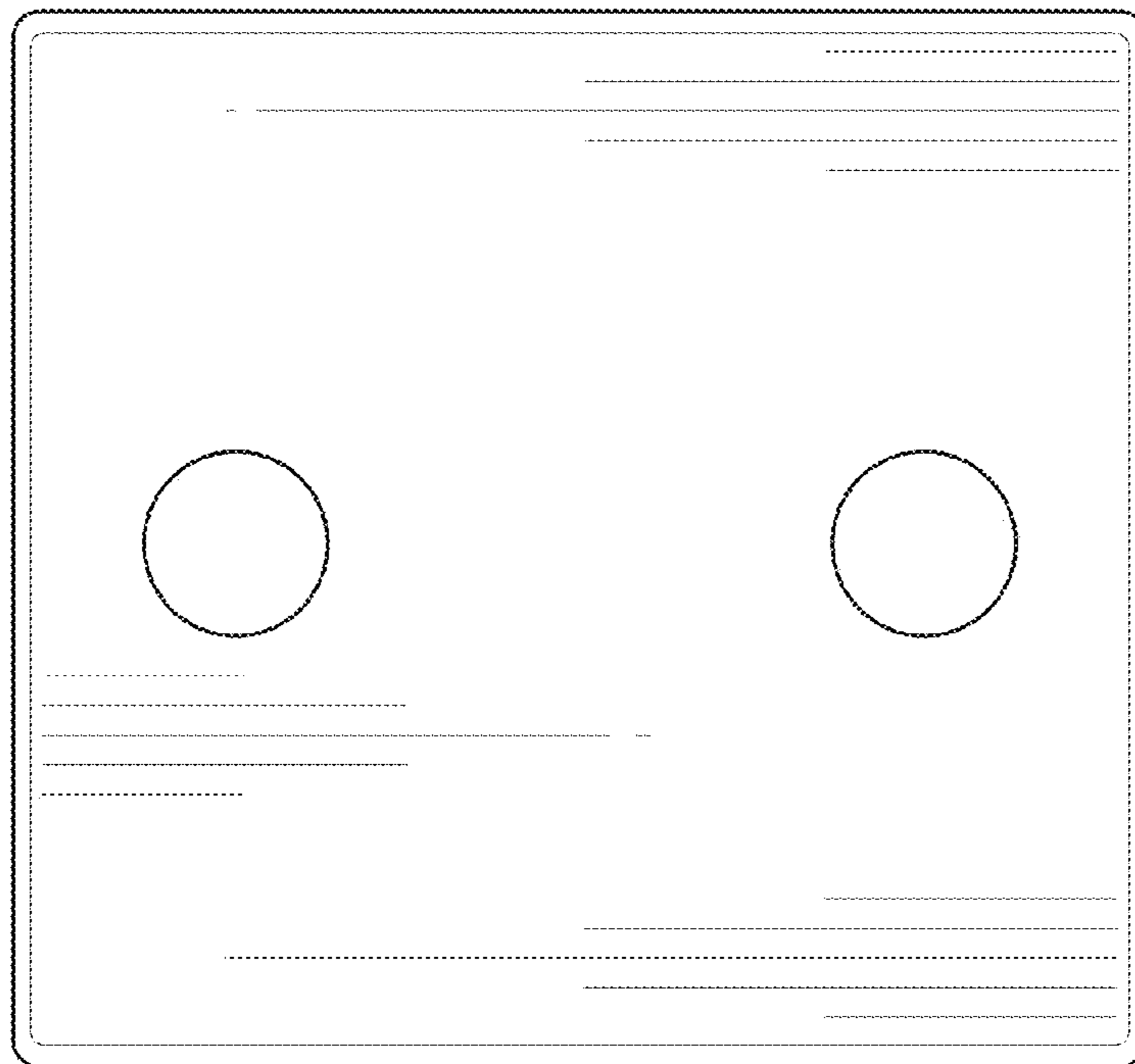


FIG. 4

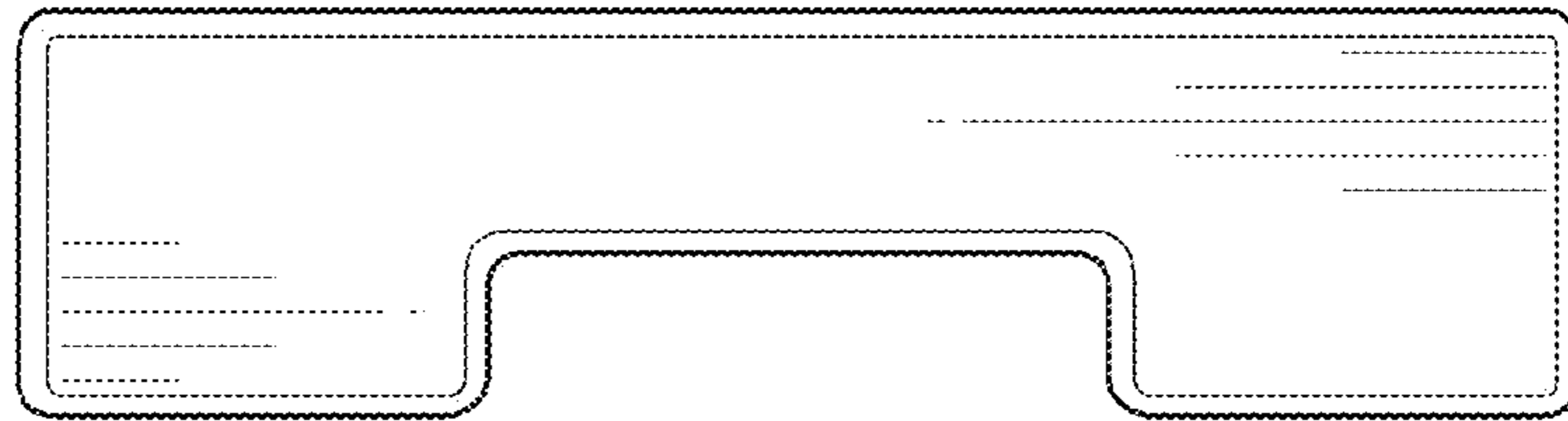


FIG. 5

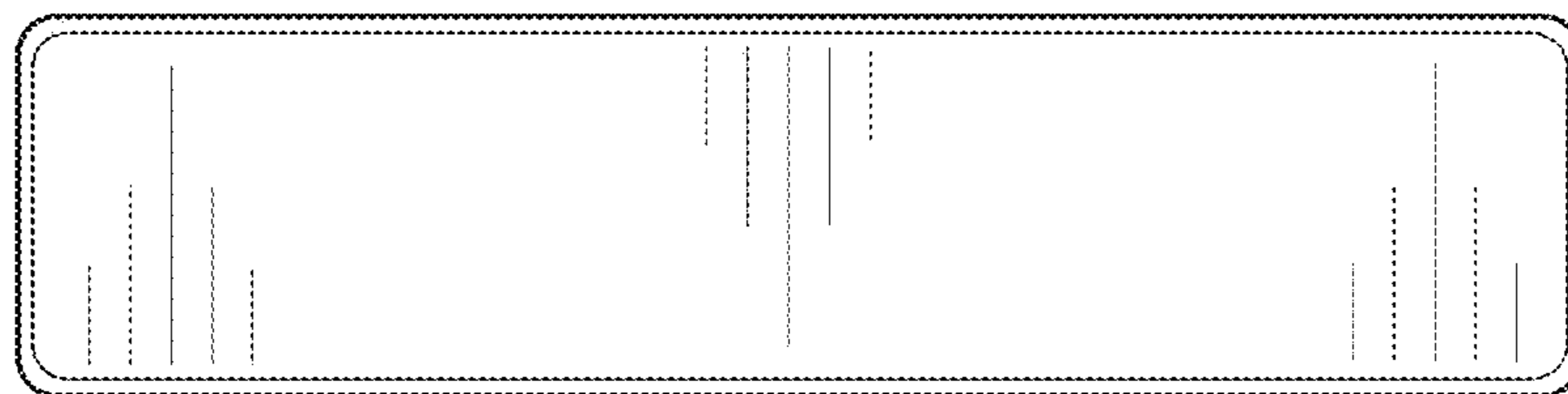


FIG. 6