



US00D680529S

(12) **United States Design Patent**
Reeves et al.

(10) **Patent No.:** **US D680,529 S**
(45) **Date of Patent:** **** Apr. 23, 2013**

(54) **DUAL SCREEN ELECTRONIC DEVICE**

(75) Inventors: **Brian Reeves**, Hamilton (CA); **Richard Teltz**, Hamilton (CA)

(73) Assignee: **Z124**, Grand Cayman (KY)

(**) Term: **14 Years**

(21) Appl. No.: **29/406,763**

(22) Filed: **Nov. 18, 2011**

(51) **LOC (9) Cl.** **14-02**

(52) **U.S. Cl.**
USPC **D14/341**

(58) **Field of Classification Search** D14/341-347,
D14/336, 337, 371, 374, 138, 496; D10/65;
345/173, 901, 104, 133, 156, 168; 348/180,
348/184, 325, 739, 373, 376; 385/88; 710/62;
455/575.3, 575.1

See application file for complete search history.

(56) **References Cited**

U.S. PATENT DOCUMENTS

D428,004 S *	7/2000	Colvin	D14/345
D441,025 S *	4/2001	Obata	D14/371
D445,787 S *	7/2001	Francis	D14/345
D493,463 S *	7/2004	Takahashi	D14/373
D499,095 S *	11/2004	Balarezo	D14/345
D585,444 S *	1/2009	Verschoor	D14/345
D587,704 S *	3/2009	McCoy	D14/345
D618,683 S *	6/2010	Wilson et al.	D14/371
D624,517 S *	9/2010	Lee et al.	D14/138 AB
D626,124 S *	10/2010	Chyan et al.	D14/341

D631,455 S *	1/2011	Kim et al.	D14/138 AB
D639,806 S *	6/2011	Lee et al.	D14/345
2009/0231233 A1 *	9/2009	Liberatore	345/1.3

OTHER PUBLICATIONS

Prototype dual-screened 2-in-1 Android smartpad, posted Jun. 23, 2011 [online], [retrieved Nov. 29, 2011]. Retrieved from Internet, <http://www.engage.com>.*

* cited by examiner

Primary Examiner — Barbara Fox

(74) *Attorney, Agent, or Firm* — Sheridan Ross P.C.


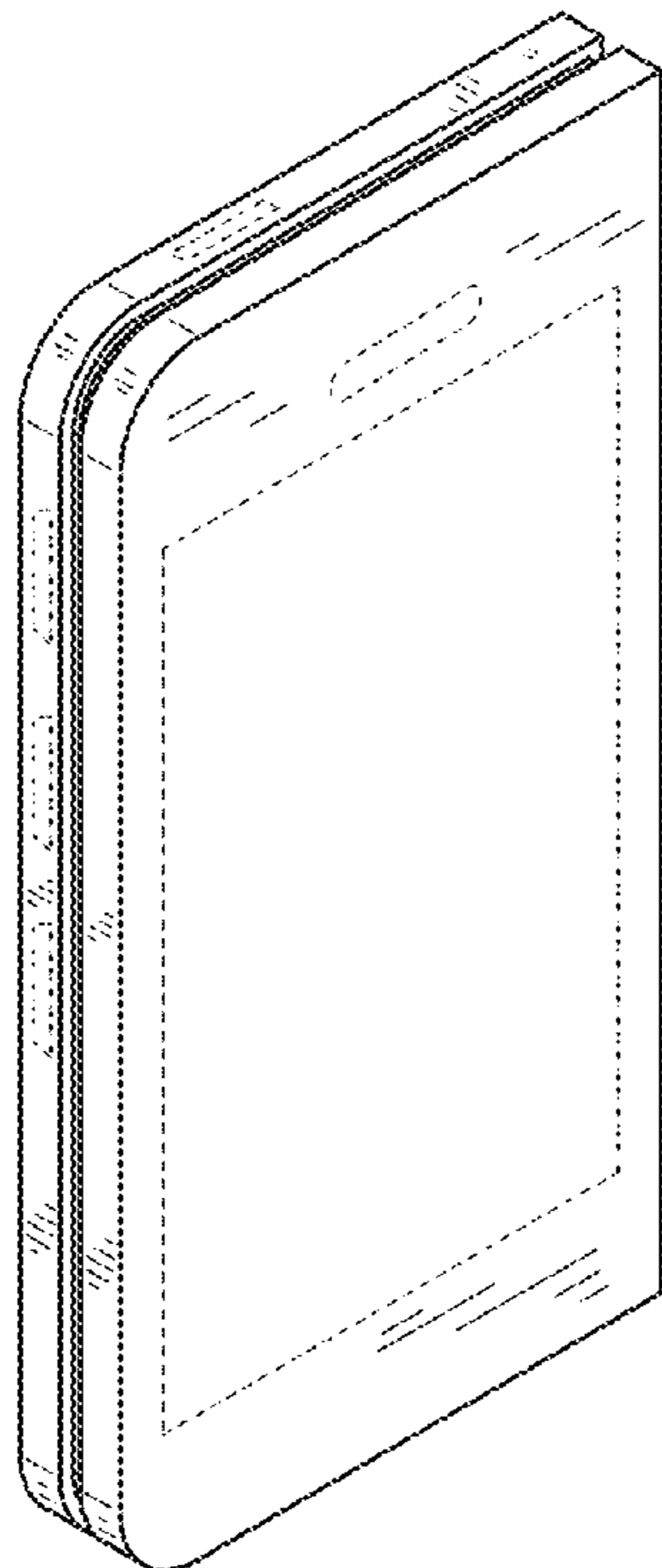
(57) **CLAIM**

The ornamental design for a dual screen electronic device, as shown and described.

DESCRIPTION

FIG. 1 is a front perspective view of a dual screen electronic device showing the new design;
FIG. 2 is a top plan view thereof;
FIG. 3 is a left elevation view thereof;
FIG. 4 is a front elevation view thereof;
FIG. 5 is a right elevation view thereof;
FIG. 6 is a bottom plan view thereof; and,
FIG. 7 is a rear elevation view thereof.
The broken lines shown in the Figures represent portions of the dual screen electronic device that form no part of the claimed design.

1 Claim, 3 Drawing Sheets



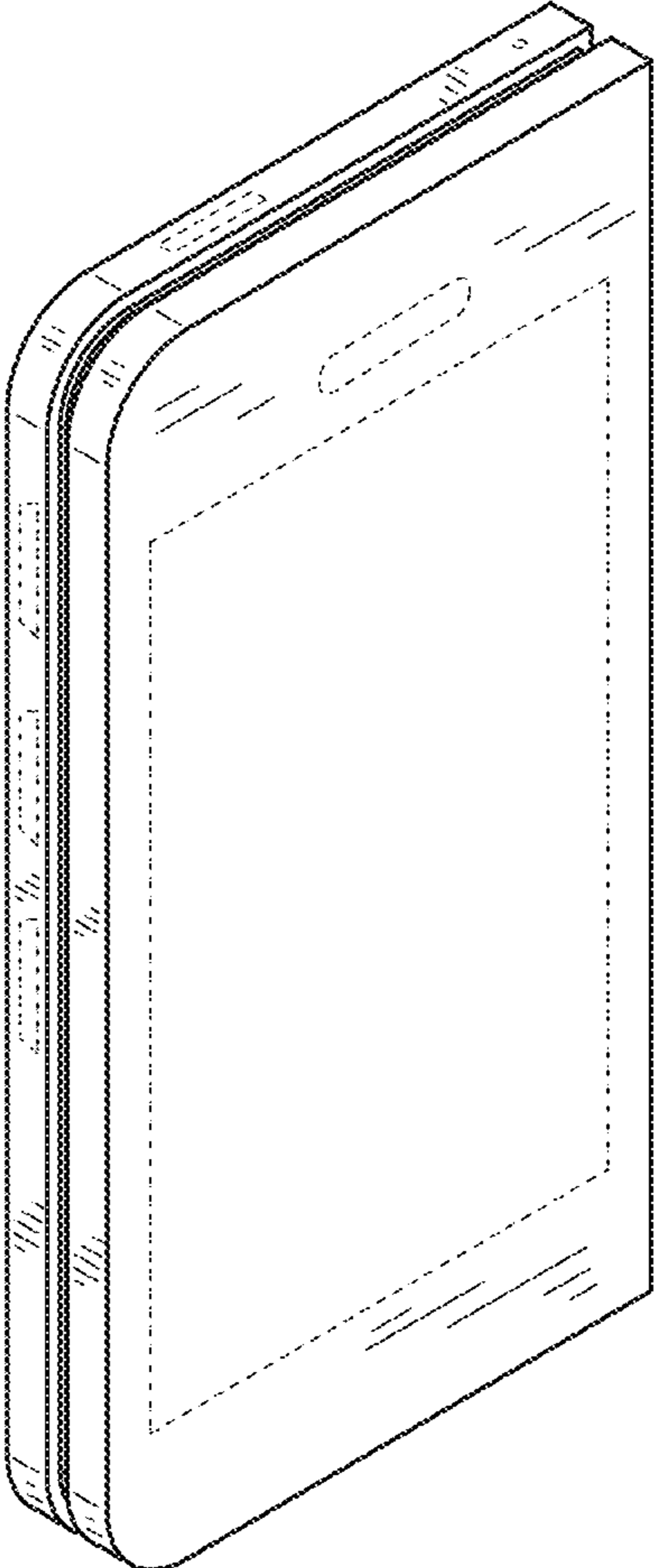


FIG.1



FIG.2




FIG.3




FIG.4




FIG.5



FIG.6




FIG. 7