



US00D680527S

(12) **United States Design Patent**  
**Reeves et al.**

(10) **Patent No.:** **US D680,527 S**

(45) **Date of Patent:** **\*\* Apr. 23, 2013**

(54) **DUAL SCREEN ELECTRONIC DEVICE**

(75) Inventors: **Brian Reeves**, Hamilton (CA); **Richard Teltz**, Hamilton (CA)

(73) Assignee: **Z124**, Grand Cayman (KY)

(\*\*) Term: **14 Years**

(21) Appl. No.: **29/406,759**

(22) Filed: **Nov. 18, 2011**

(51) **LOC (9) Cl.** ..... **14-02**

(52) **U.S. Cl.**  
USPC ..... **D14/341**

(58) **Field of Classification Search** ..... D14/341-347,  
D14/336, 337, 371, 374, 138, 496; D10/65;  
345/173, 901, 104, 133, 156, 168; 348/180,  
348/184, 325, 739, 373, 376; 385/88; 710/62;  
455/575.3, 575.1

See application file for complete search history.

(56) **References Cited**

**U.S. PATENT DOCUMENTS**

D428,004	S	*	7/2000	Colvin	.....	D14/345
D441,025	S	*	4/2001	Obata	.....	D14/371
D445,787	S	*	7/2001	Francis	.....	D14/345
D493,463	S	*	7/2004	Takahashi	.....	D14/373
D499,095	S	*	11/2004	Balarezo	.....	D14/345
D585,444	S	*	1/2009	Verschoor	.....	D14/345
D587,704	S	*	3/2009	McCoy	.....	D14/345
D618,683	S	*	6/2010	Wilson et al.	.....	D14/371
D624,517	S	*	9/2010	Lee et al.	.....	D14/138 AB
D626,124	S	*	10/2010	Chyan et al.	.....	D14/341

D631,455	S	*	1/2011	Kim et al.	.....	D14/138 AB
D639,806	S	*	6/2011	Lee et al.	.....	D14/345
2009/0231233	A1	*	9/2009	Liberatore	.....	345/1.3

**OTHER PUBLICATIONS**

Prototype dual-screened 2-in-1 Android smartpad, posted Jun. 23, 2011 [online], [retrieved Nov. 29, 2011]. Retrieved from Internet, <http://www.engage.com>.\*

\* cited by examiner

*Primary Examiner* — Barbara Fox

(74) *Attorney, Agent, or Firm* — Sheridan Ross P.C.

(57) **CLAIM**

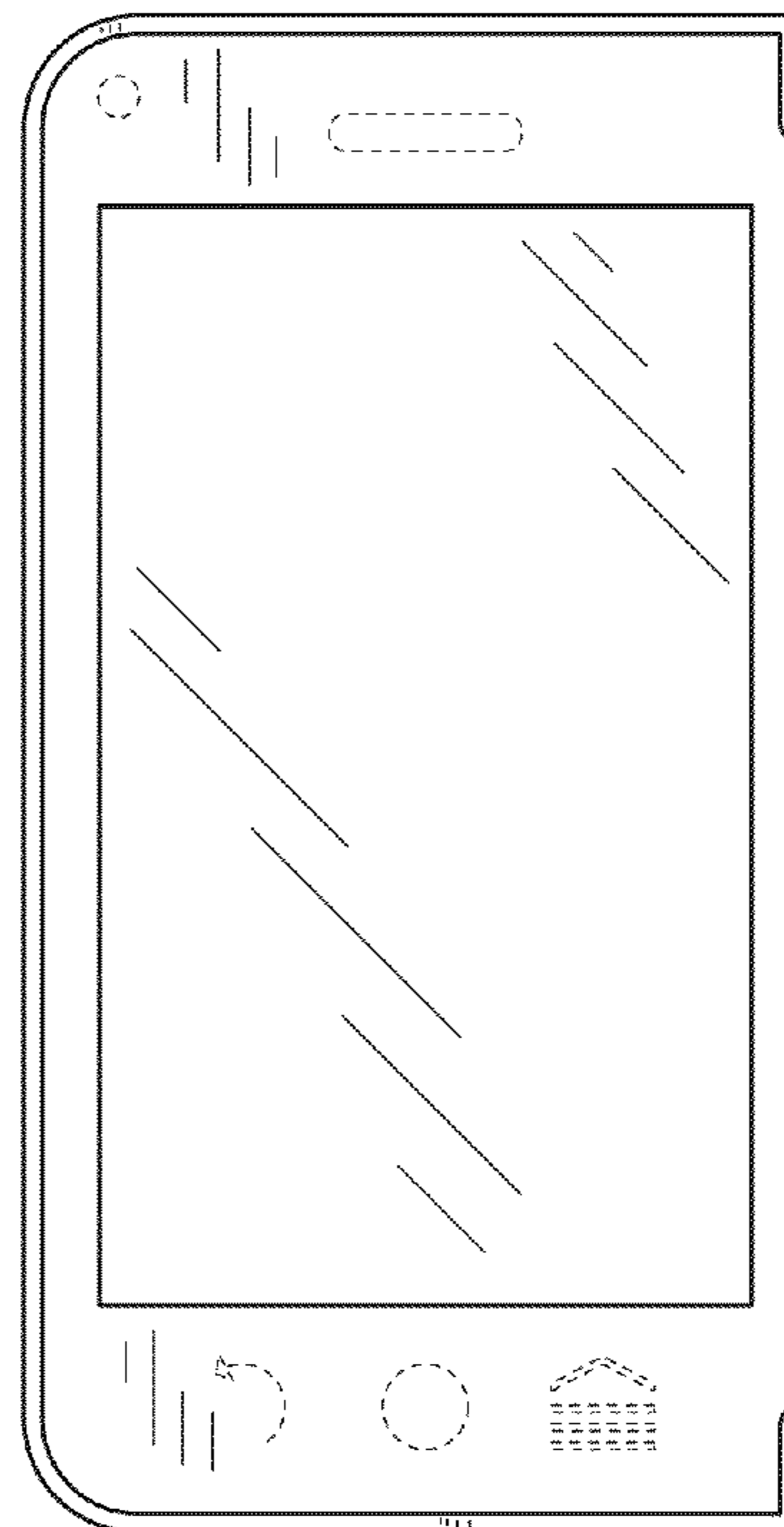
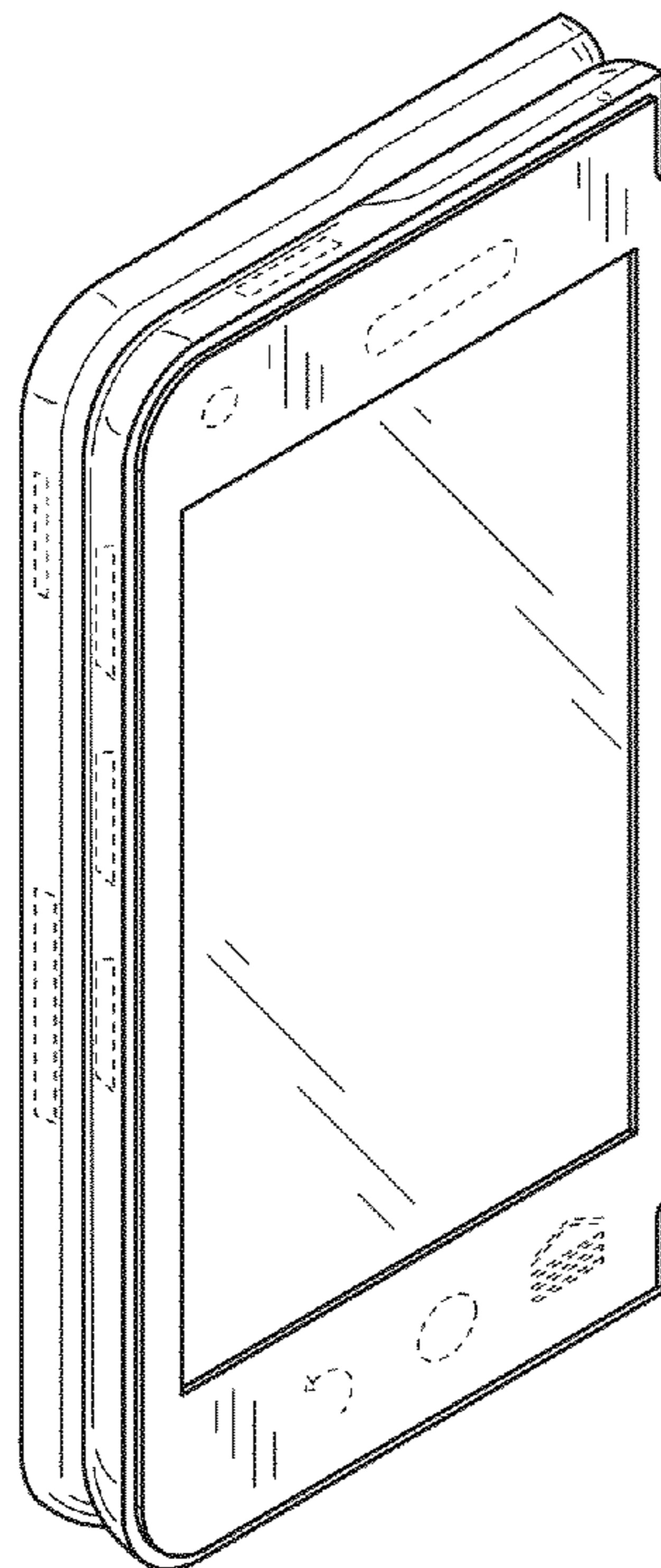
The ornamental design for a dual screen electronic device, as shown and described.

**DESCRIPTION**

FIG. 1 is a front perspective view of a dual screen electronic device showing the new design;  
FIG. 2 is a top plan view thereof;  
FIG. 3 is a left elevation view thereof;  
FIG. 4 is a front elevation view thereof;  
FIG. 5 is a right elevation view thereof;  
FIG. 6 is a bottom plan view thereof; and,  
FIG. 7 is a rear elevation view thereof.

The broken lines shown in the Figures represent portions of the dual screen electronic device that form no part of the claimed design.

**1 Claim, 3 Drawing Sheets**



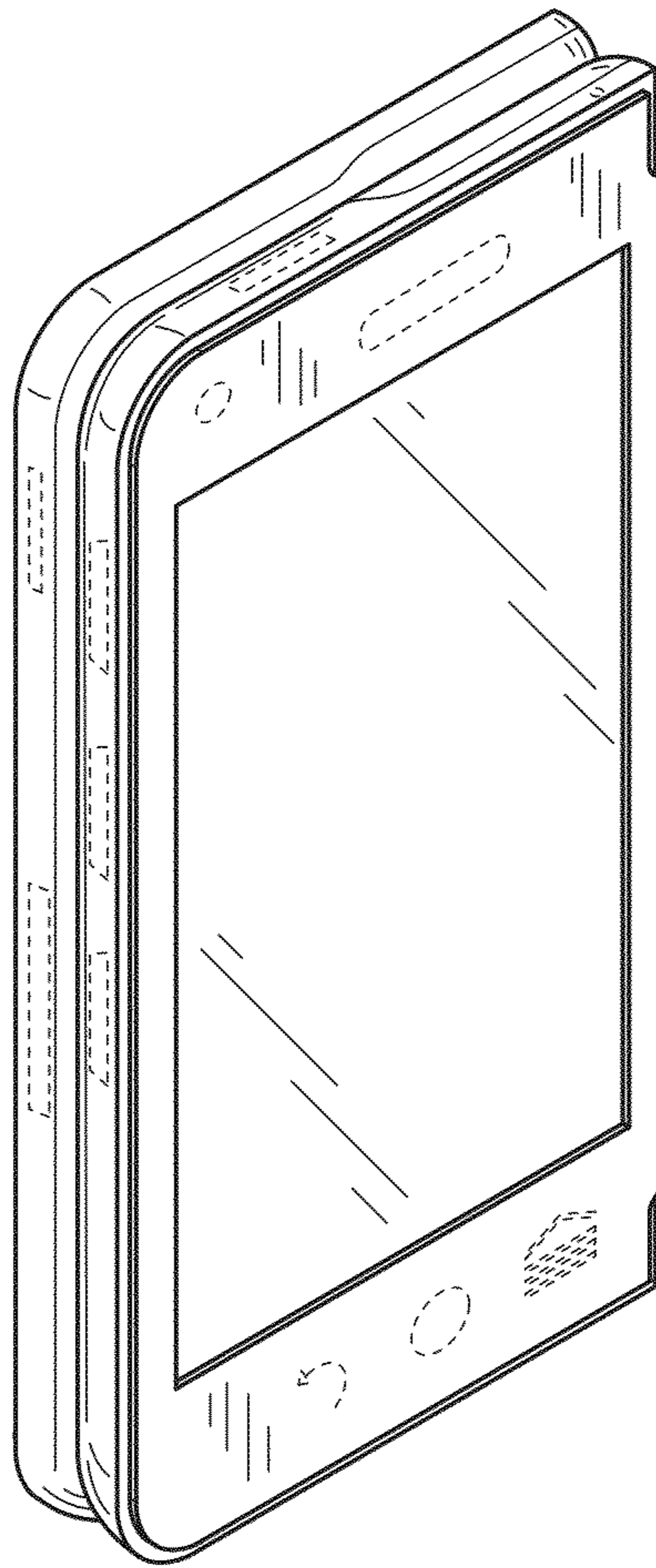


FIG.1



FIG. 2




FIG. 3

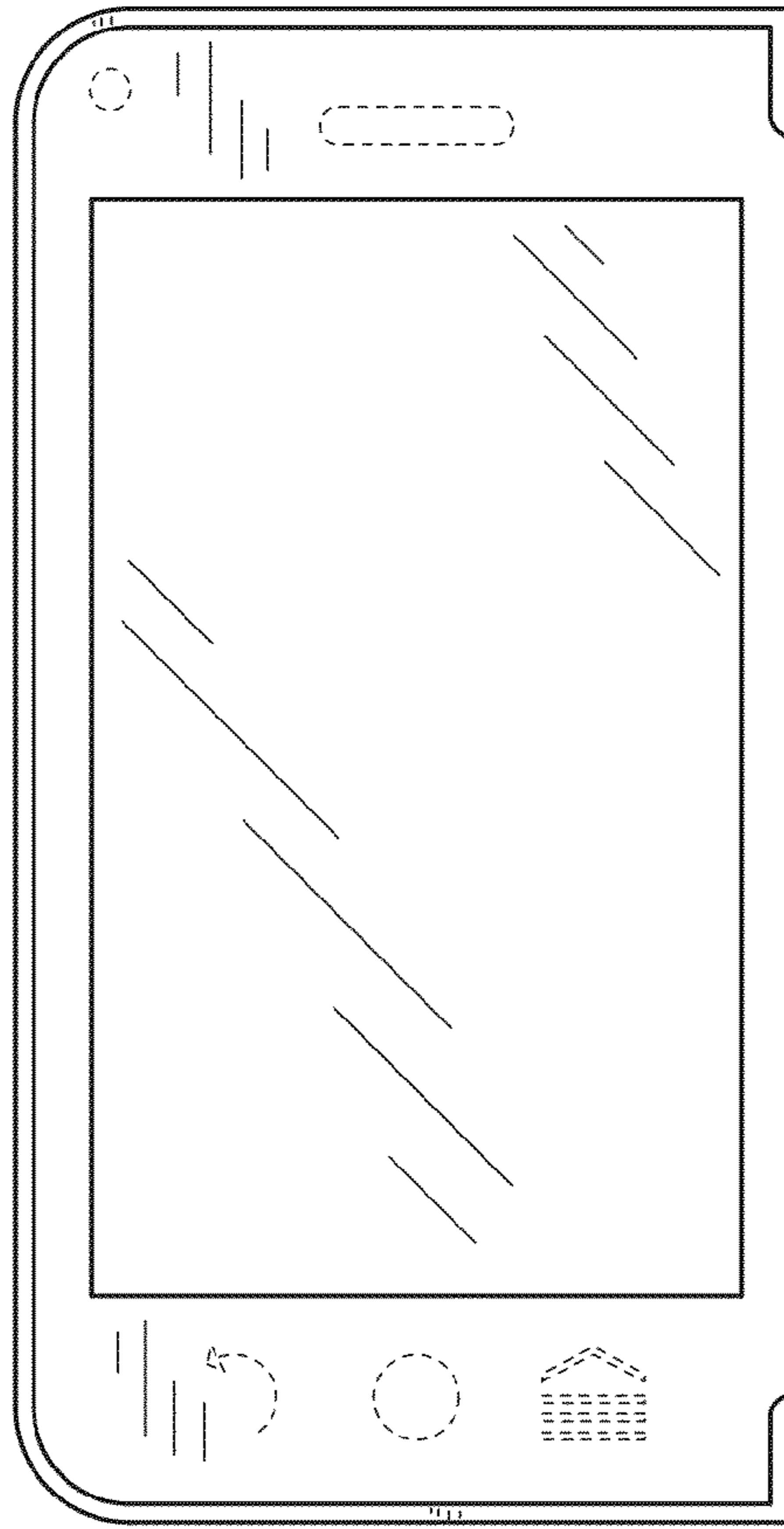


FIG. 4




FIG. 5



FIG. 6

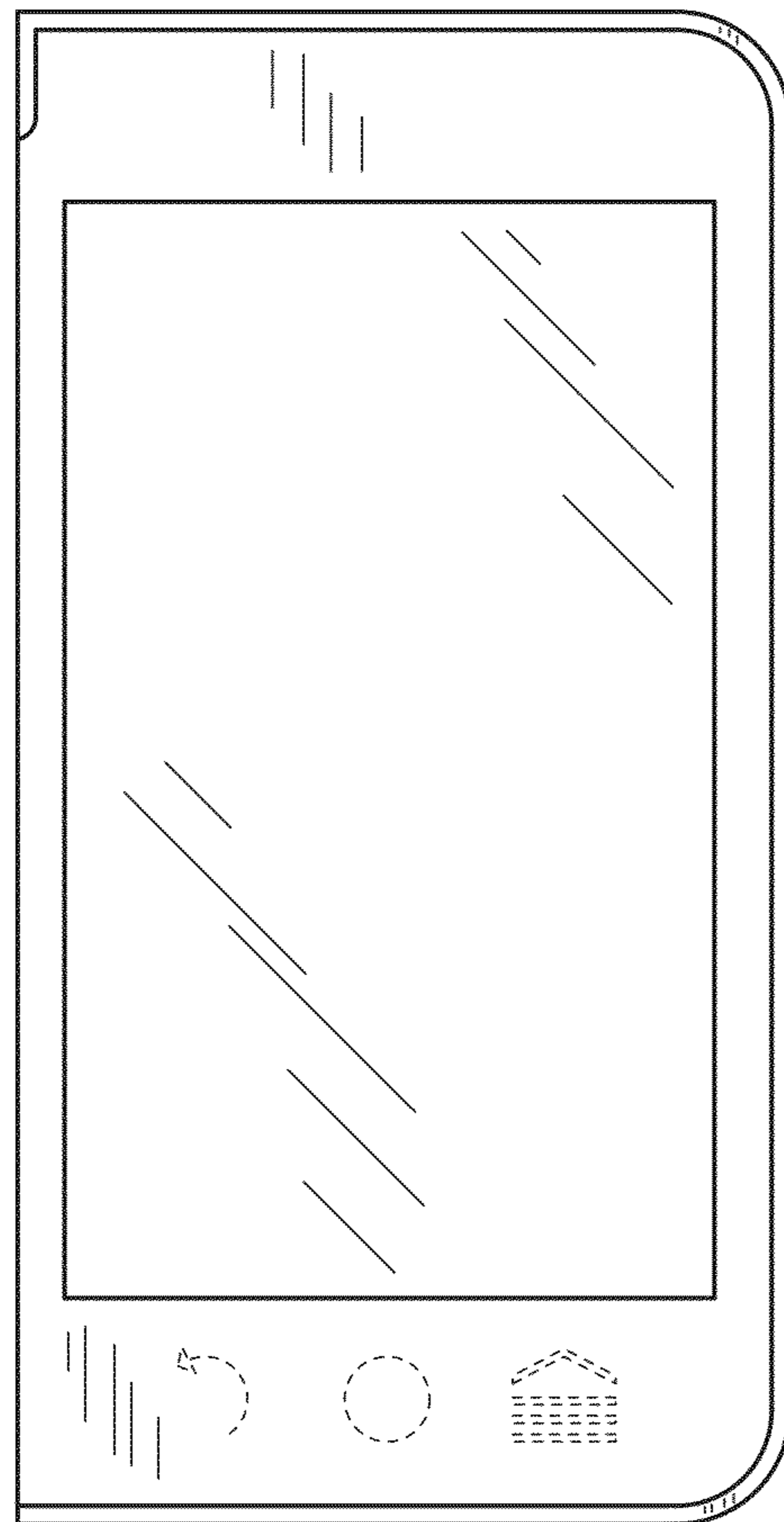


FIG.7