



US00D680505S

(12) **United States Design Patent**
Taniguchi et al.

(10) **Patent No.:** **US D680,505 S**
(45) **Date of Patent:** **** Apr. 23, 2013**

(54) **ADHESIVE TAPE FOR SEMICONDUCTOR MANUFACTURING**

(75) Inventors: **Kouhei Taniguchi**, Ichihara (JP); **Takayuki Matsuzaki**, Ichihara (JP); **Shinya Katou**, Ichihara (JP); **Kouji Komorida**, Ichihara (JP); **Michio Mashino**, Ichihara (JP); **Tatsuya Sakuta**, Ichihara (JP); **Rie Katou**, Ichihara (JP)

(73) Assignee: **Hitachi Chemical Company, Ltd.**, Tokyo (JP)

(**) Term: **14 Years**

(21) Appl. No.: **29/413,509**

(22) Filed: **Feb. 16, 2012**

Related U.S. Application Data

(62) Division of application No. 29/389,788, filed on Apr. 15, 2011, now Pat. No. Des. 656,909.

(30) **Foreign Application Priority Data**

Oct. 15, 2010 (JP) D2010-024758
Oct. 15, 2010 (JP) D2010-024759
Oct. 15, 2010 (JP) D2010-024761

(51) **LOC (9) Cl.** **13-03**

(52) **U.S. Cl.**
USPC **D13/182; D19/69**

(58) **Field of Classification Search** D10/71;
D19/69; D24/189; D5/99; 33/494, 758,
33/562, 759; 101/288; 206/390; 40/638,
40/641; 428/43; D7/585; D20/22, 42; D13/182
See application file for complete search history.

(56) **References Cited**

U.S. PATENT DOCUMENTS

D194,932 S 4/1963 Masuda
D228,439 S 9/1973 Mercadante

(Continued)

FOREIGN PATENT DOCUMENTS

JP D1315621 11/2007

OTHER PUBLICATIONS

Taniguchi et al., U.S. Appl. No. 29/389,790, filed Apr. 15, 2011.

(Continued)

Primary Examiner — Austin Murphy

(74) *Attorney, Agent, or Firm* — Miles & Stockbridge P.C.

(57) **CLAIM**

The ornamental design for an adhesive tape for semiconductor manufacturing, as shown and described.

DESCRIPTION

FIG. 1 is a top plan view of an adhesive tape for semiconductor manufacturing incorporating a first embodiment of our new design;

FIG. 2 is a bottom plan view of the adhesive tape of FIG. 1;

FIG. 3 is a rear side view of the adhesive tape of FIG. 1;

FIG. 4 is a front side view of the adhesive tape of FIG. 1;

FIG. 5 is a right side view of the adhesive tape of FIG. 1;

FIG. 6 is a left side view of the adhesive tape of FIG. 1;

FIG. 7 is a cross-sectional view taken at line VII-VII in FIG. 1;

FIG. 8 is a cross-sectional view taken at line VIII-VIII in FIG. 1;

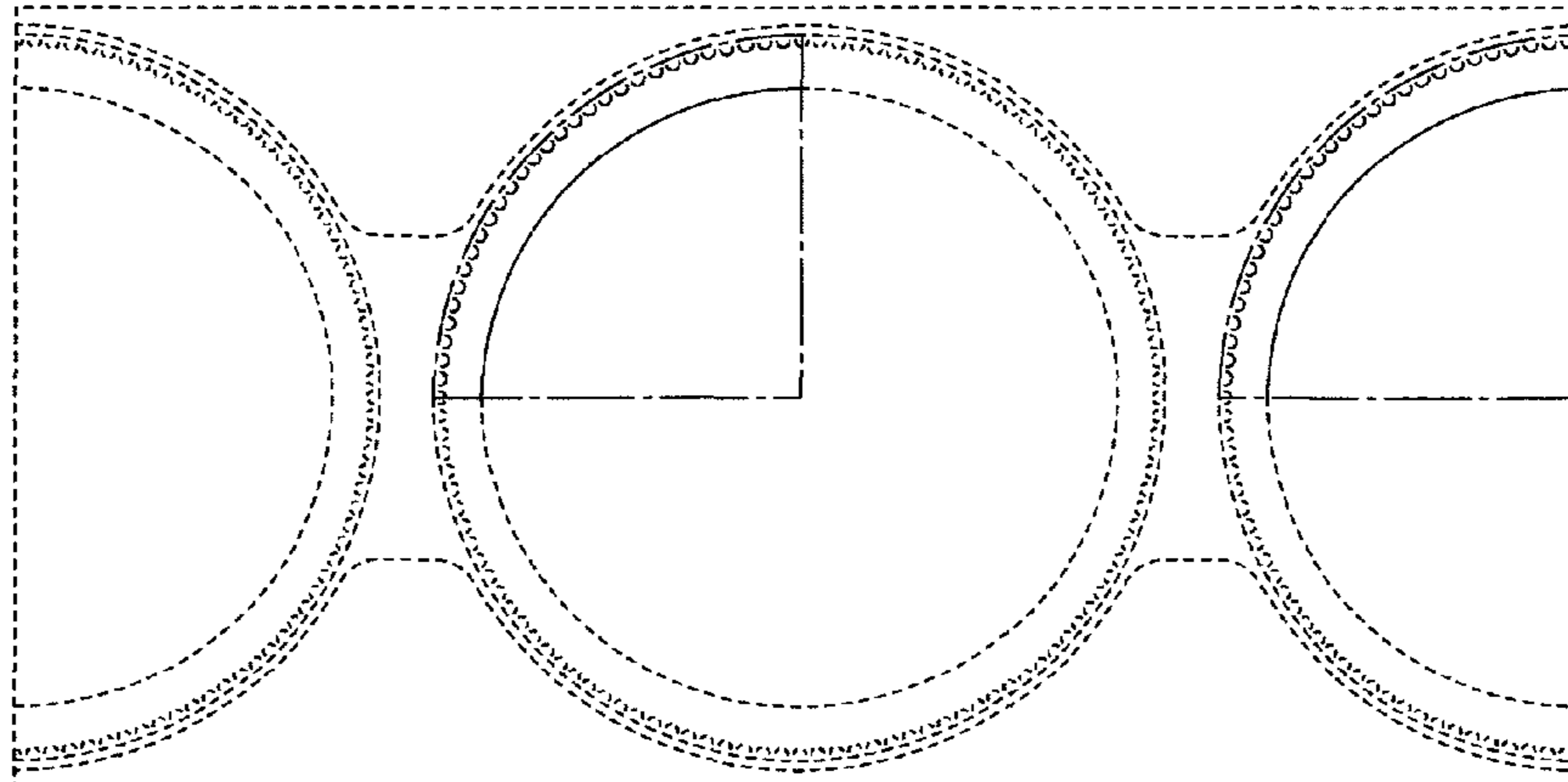
FIG. 9 is an enlarged view of portion IX-IX in FIG. 7; and,

FIG. 10 is an enlarged view of portions X-X, XI-XI in FIG. 1.

The dashed line showing of the adhesive tape is for purposes of illustrating portions of the adhesive tape and forms no part of the claimed design.

The broken lines having alternating long and short segments define bounds of the claimed design and form no part thereof.

1 Claim, 10 Drawing Sheets



US D680,505 S

Page 2

U.S. PATENT DOCUMENTS

D287,683 S 1/1987 Unger
D392,330 S 3/1998 Sucese
D395,641 S 6/1998 Gaete
D480,811 S 10/2003 Horhota et al.
D490,470 S 5/2004 Fujii
D490,854 S 6/2004 Fujii
D490,855 S 6/2004 Fujii
D491,226 S 6/2004 Fujii
D491,227 S 6/2004 Fujii
D491,228 S 6/2004 Fujii
D491,229 S 6/2004 Fujii
D492,354 S 6/2004 Fujii
D493,838 S 8/2004 Fujii
6,864,295 B2 3/2005 Mitarai
D529,096 S 9/2006 Jordan
D544,607 S 6/2007 Henry et al.
D549,189 S * 8/2007 Misumi et al. D13/182
D589,473 S 3/2009 Takamoto et al.
D598,380 S * 8/2009 Kuriki D13/133
D621,051 S 8/2010 Kase et al.
D621,803 S 8/2010 Maruyama et al.
D628,170 S 11/2010 Maruyama et al.
D656,909 S * 4/2012 Taniguchi et al. D13/182
D656,910 S * 4/2012 Taniguchi et al. D13/182

D664,511 S * 7/2012 Taniguchi et al. D13/182
D664,512 S * 7/2012 Taniguchi et al. D13/182
2002/0042189 A1 * 4/2002 Tanaka 438/450
2007/0241436 A1 * 10/2007 Ookubo et al. 257/678
2008/0261039 A1 * 10/2008 Tanaka et al. 428/352
2010/0080989 A1 4/2010 Asai et al.
2012/0073743 A1 * 3/2012 Tanaka et al. 156/249
2012/0135176 A1 * 5/2012 Tanaka et al. 428/41.8

OTHER PUBLICATIONS

Taniguchi et al., U.S. Appl. No. 29/389,794, filed Apr. 15, 2011.
Taniguchi et al., U.S. Appl. No. 29/389,797, filed Apr. 15, 2011.
Taniguchi et al., U.S. Appl. No. 29/413,518, filed Feb. 16, 2012.
Taniguchi et al., U.S. Appl. No. 29/413,548, filed Feb. 16, 2012.
Taniguchi et al., U.S. Appl. No. 29/413,539, filed Feb. 16, 2012.
Office Action dated Jan. 18, 2013, in Design U.S. Appl. No. 29/413,539.
Office Action dated Jan. 29, 2013, in Design U.S. Appl. No. 29/413,548.
Office Action dated Feb. 25, 2013, in Design U.S. Appl. No. 29/413,518.

* cited by examiner

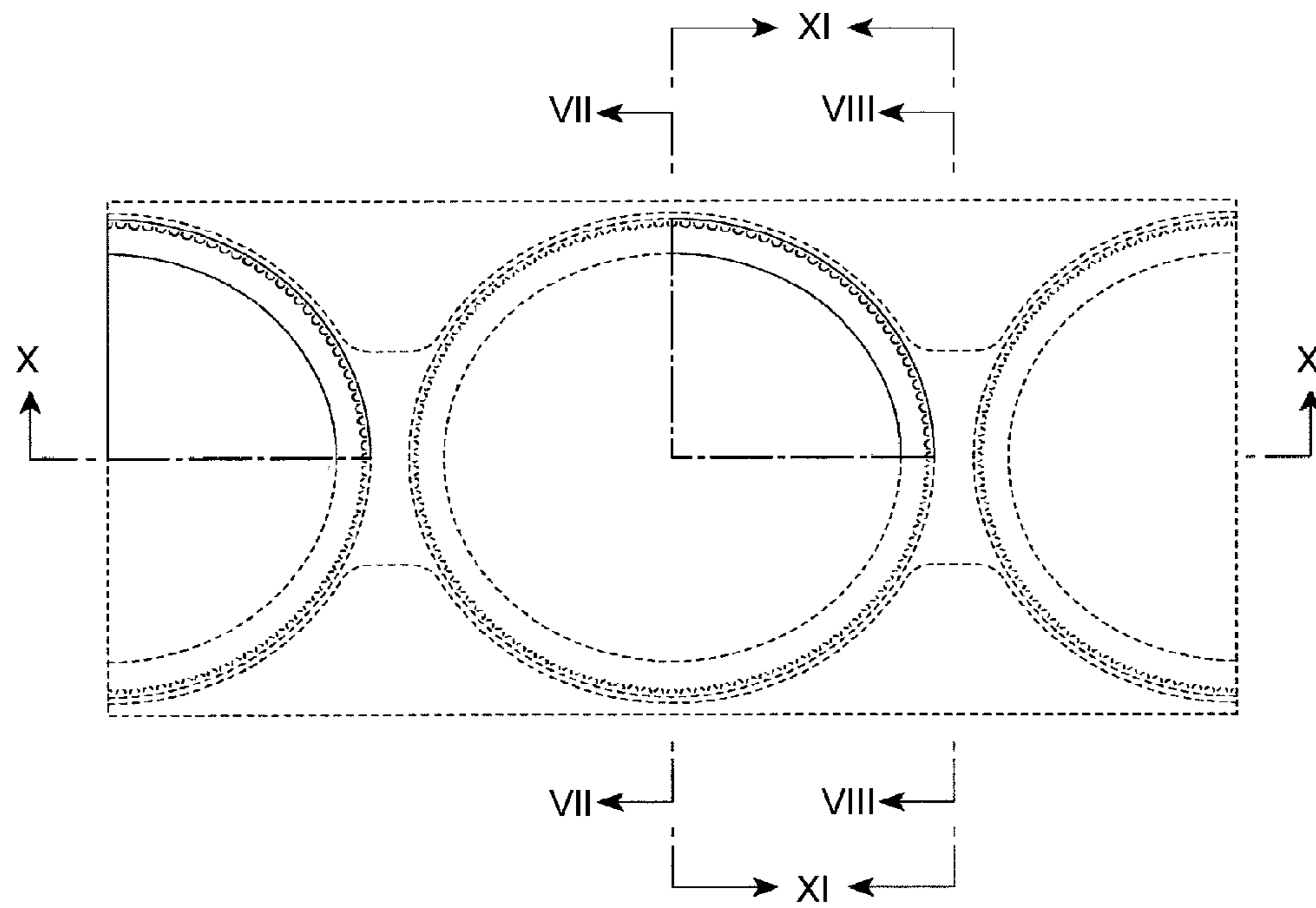


FIG. 1

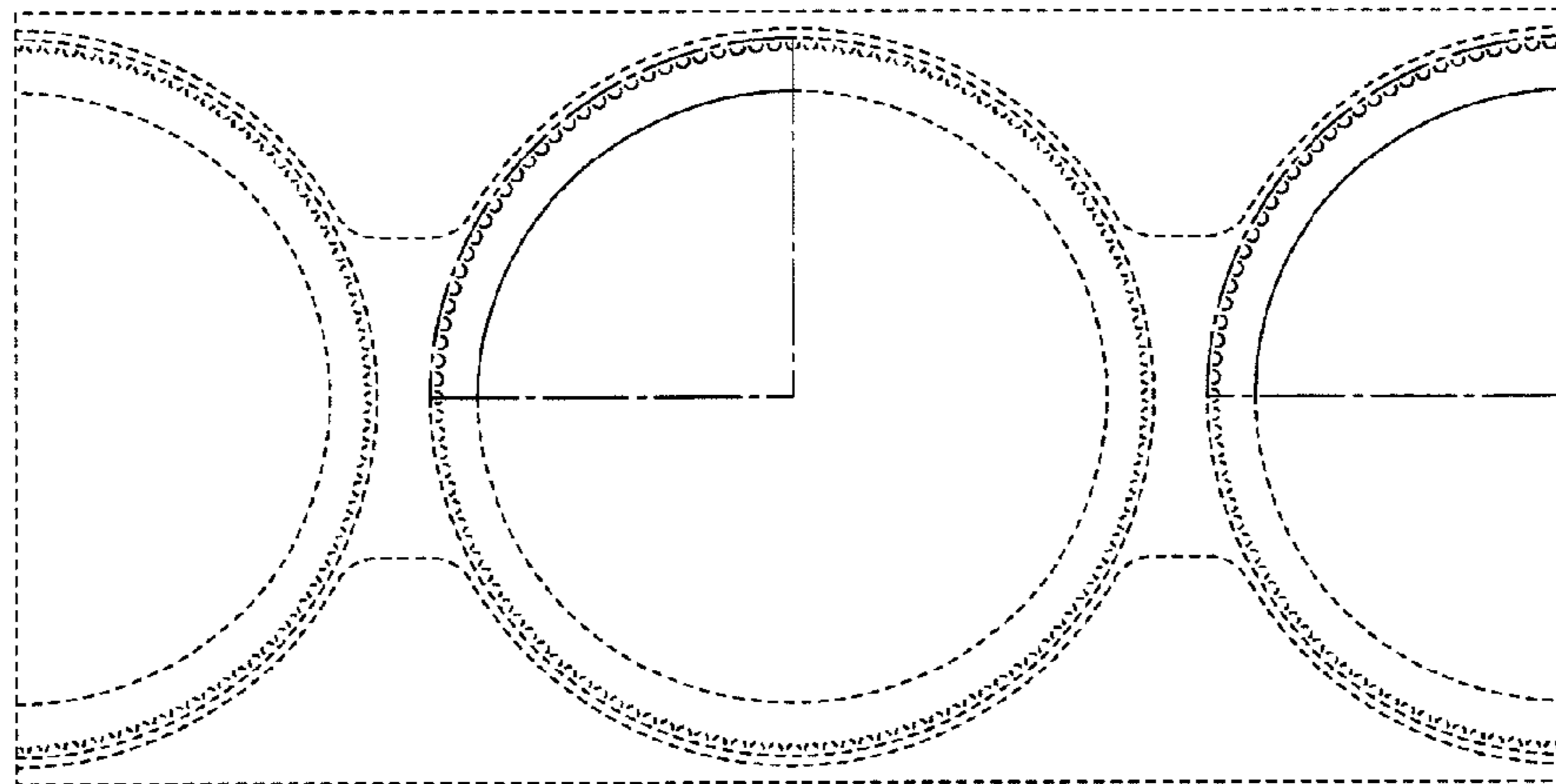


FIG. 2

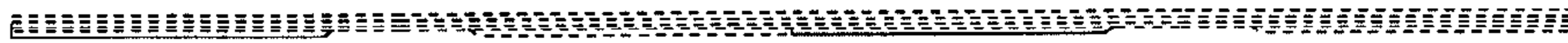


FIG. 3

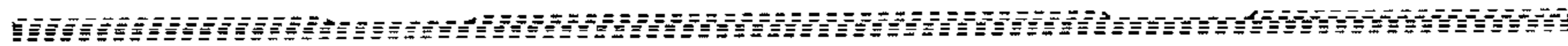


FIG. 4

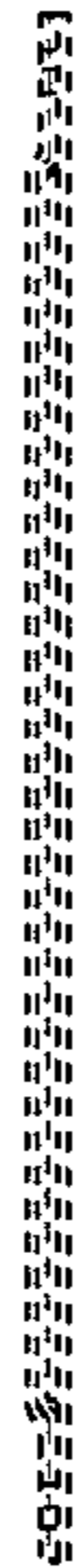


FIG. 5



FIG. 6

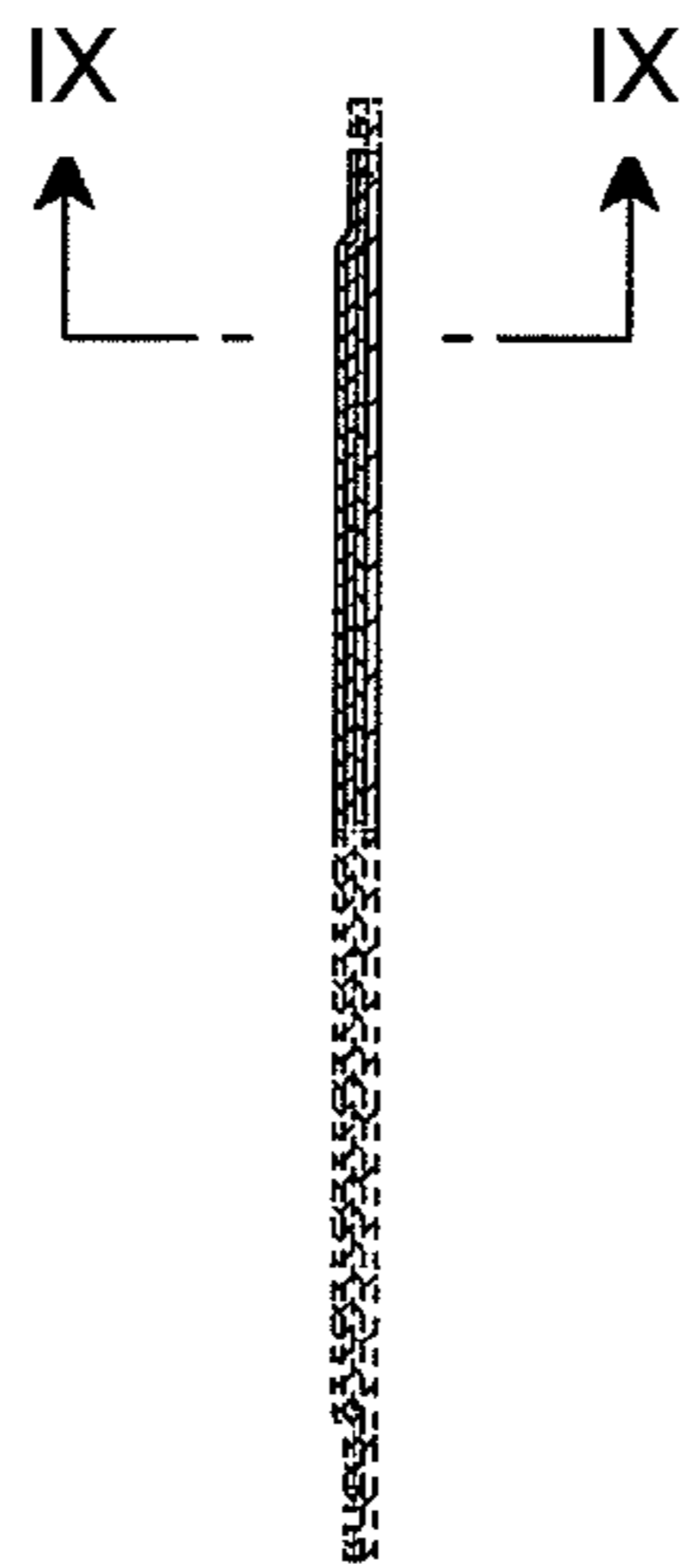


FIG. 7

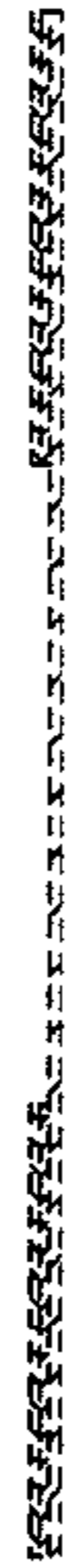


FIG. 8

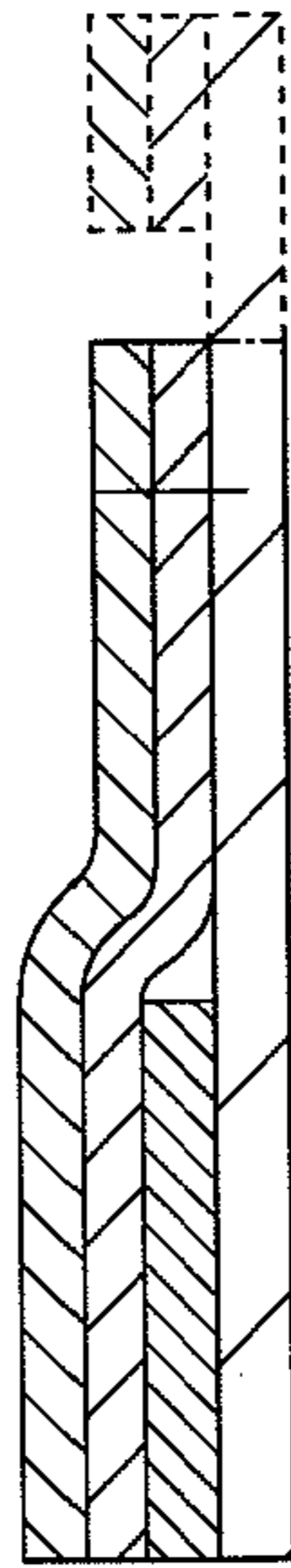


FIG. 9

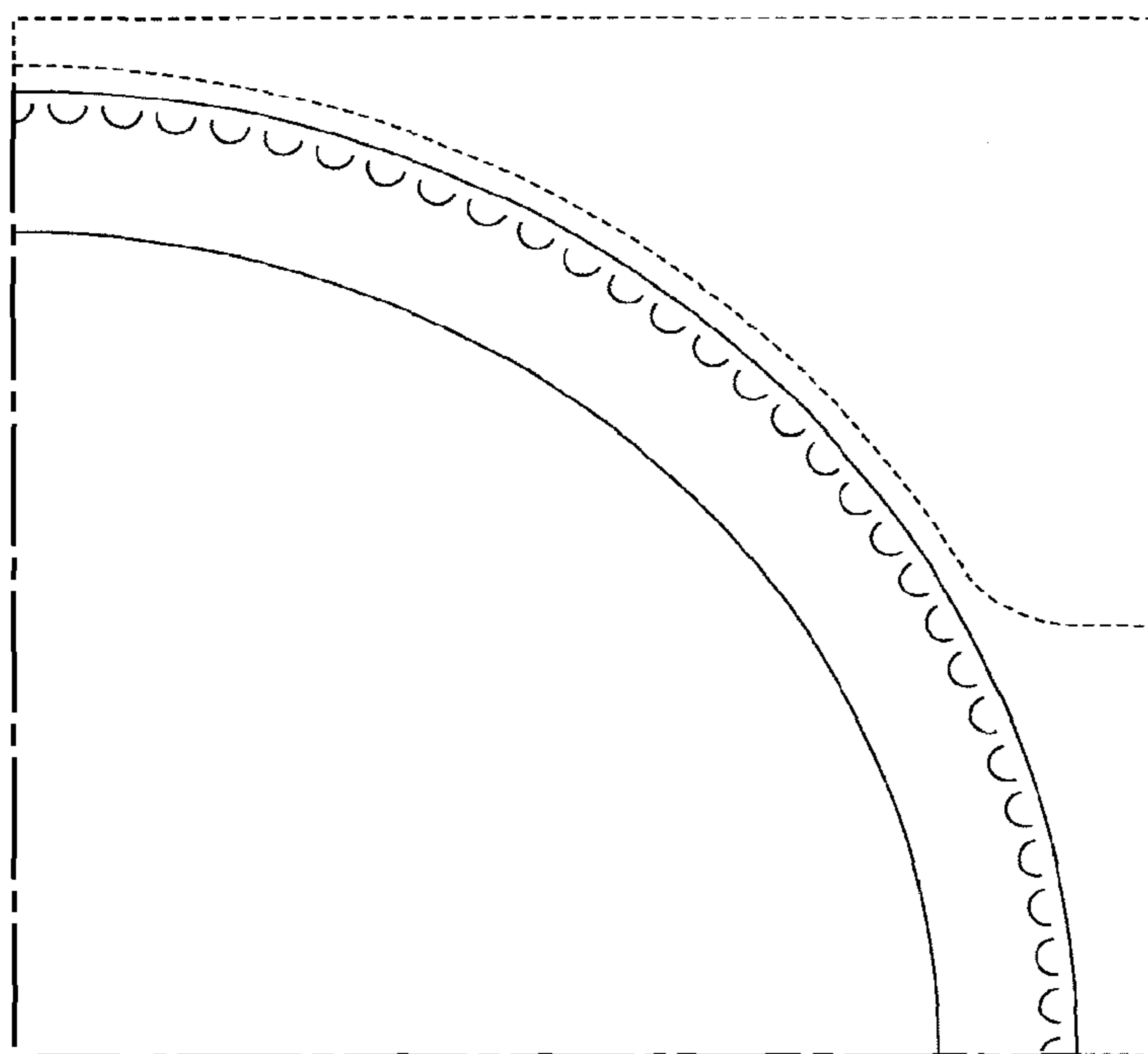


FIG. 10