



US00D680490S

(12) **United States Design Patent**
Iwabuchi

(10) **Patent No.:** **US D680,490 S**

(45) **Date of Patent:** **** Apr. 23, 2013**

(54) **SIDEWALL PORTION OF AN AUTOMOBILE TIRE**

(71) Applicant: **Bridgestone Corporation**, Tokyo (JP)

(72) Inventor: **Sotaro Iwabuchi**, Tokyo (JP)

(73) Assignee: **Bridgestone Corporation**, Tokyo (JP)

(**) Term: **14 Years**

(21) Appl. No.: **29/433,630**

(22) Filed: **Oct. 2, 2012**

(30) **Foreign Application Priority Data**

Apr. 4, 2012 (JP) 2012-008001

(51) **LOC (9) Cl.** **12-15**

(52) **U.S. Cl.**
USPC **D12/605**

(58) **Field of Classification Search** D12/500-501,
D12/544, 579, 600-605; 152/523-524, DIG. 12,
152/555; D7/588, 396.4-396.5

See application file for complete search history.

(56) **References Cited**

U.S. PATENT DOCUMENTS

D385,834 S *	11/1997	Ratliff, Jr.	D12/605
D569,337 S *	5/2008	Iwabuchi	D12/605
D596,119 S *	7/2009	Fujita	D12/605
D606,488 S *	12/2009	Scheifele	D12/605
D647,474 S *	10/2011	Takahashi	D12/605
D668,210 S *	10/2012	Sato	D12/605
D669,845 S *	10/2012	Iwabuchi	D12/605

* cited by examiner

Primary Examiner — Stacia Cadmus

(74) *Attorney, Agent, or Firm* — Sughrue Mion, PLLC

(57) **CLAIM**

The ornamental design for a sidewall portion of an automobile tire, as shown and described.

DESCRIPTION

FIG. 1 is a front view of a sidewall portion of an automobile tire according to my new design;
FIG. 2 is a top view thereof;
FIG. 3 is a right side view thereof;
FIG. 4 is a bottom view thereof;
FIG. 5 is a fragmentary enlarged right side view thereof; and,
FIG. 6 is an end view taken along line 6-6- in FIG. 5 thereof.
Broken lines in the drawing figures are used to show portions of the tire that are not being claimed, and thus form no part of the claimed invention.

1 Claim, 6 Drawing Sheets




FIG. 1

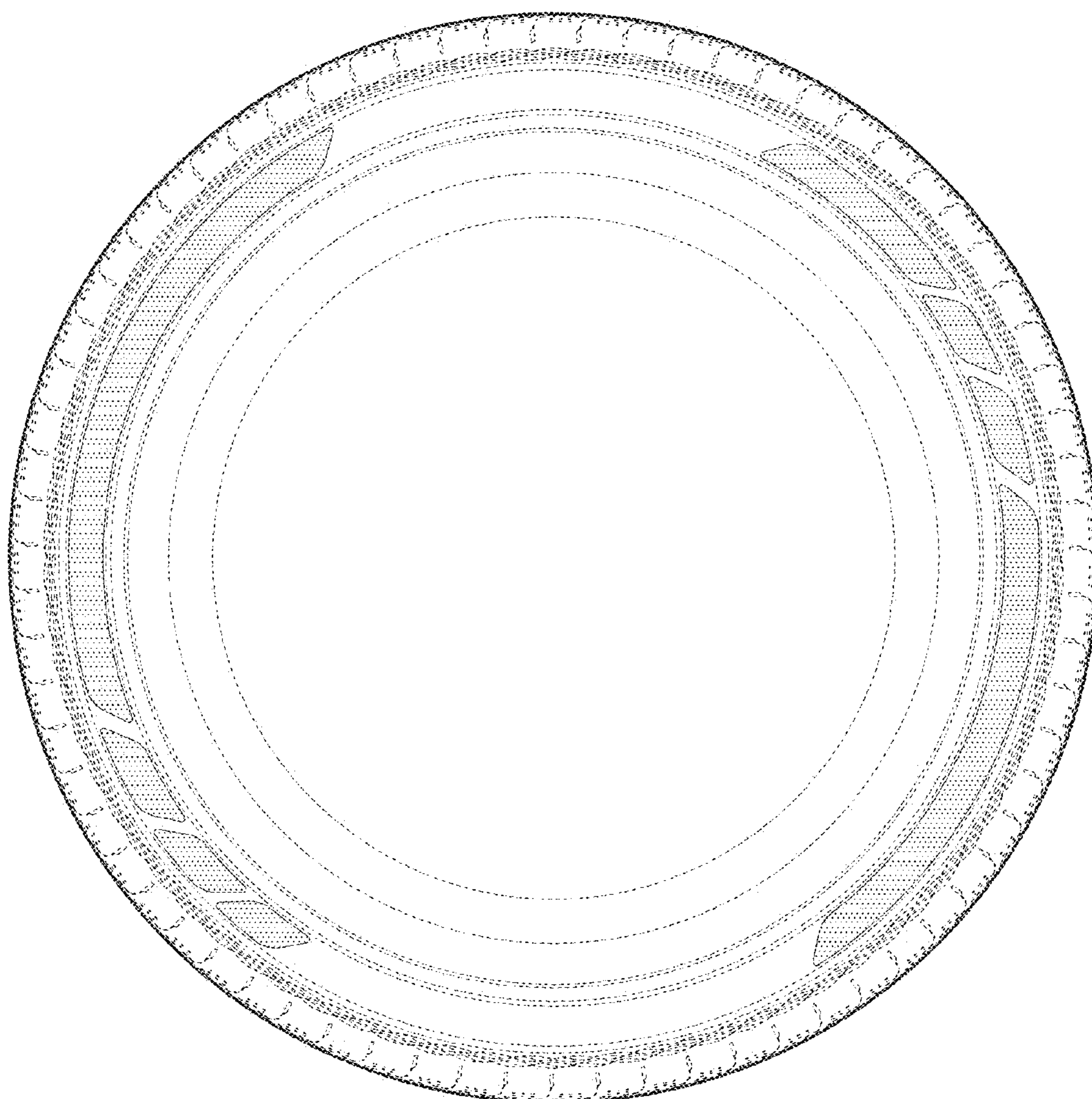


FIG. 2

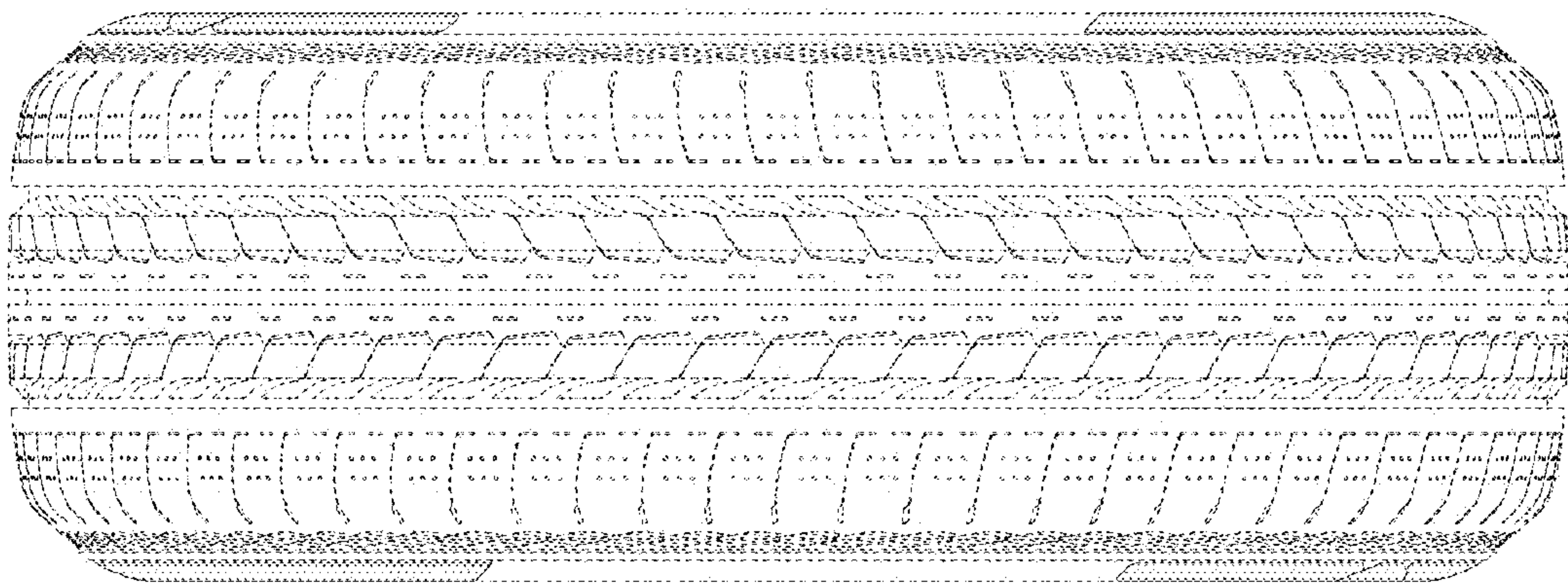


FIG. 3

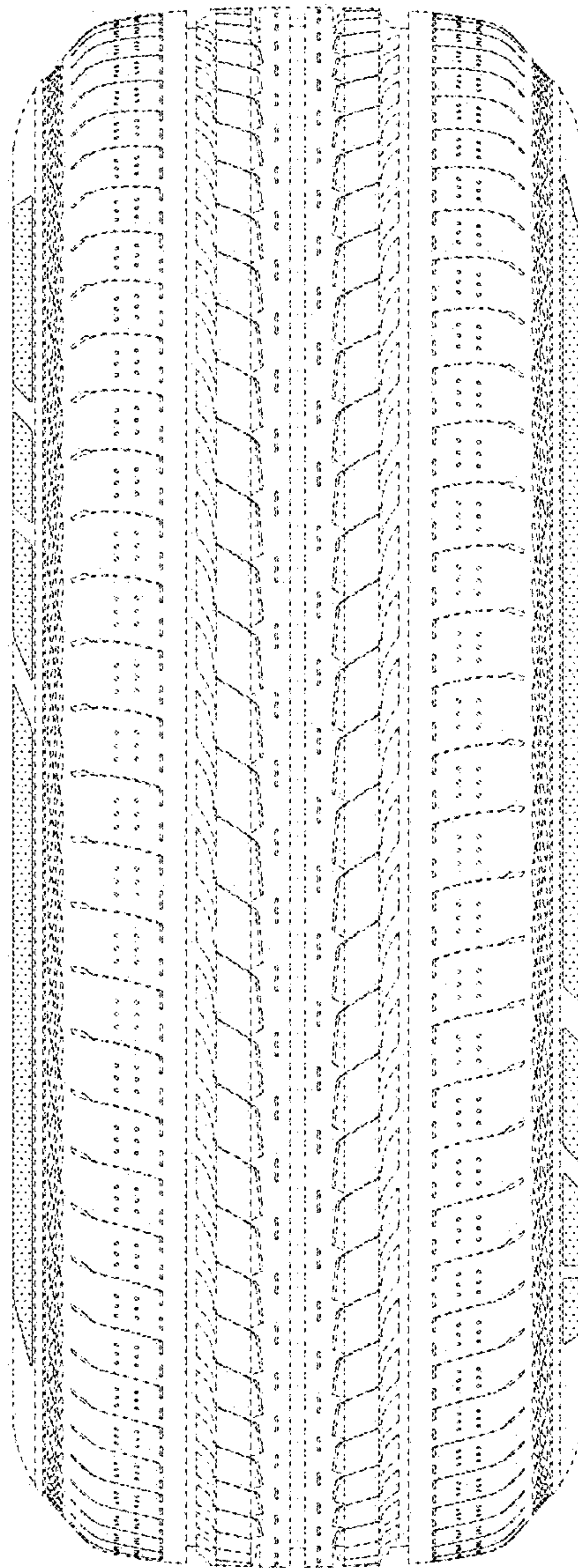


FIG. 4

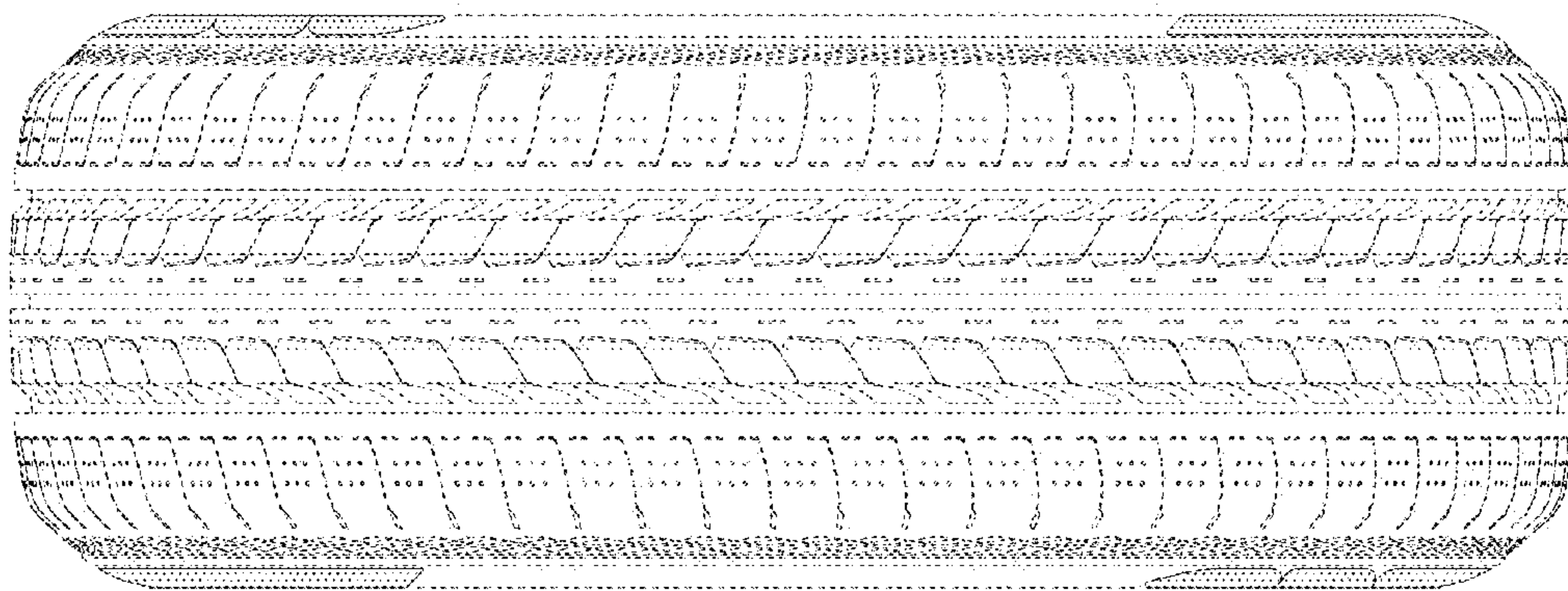


FIG. 5

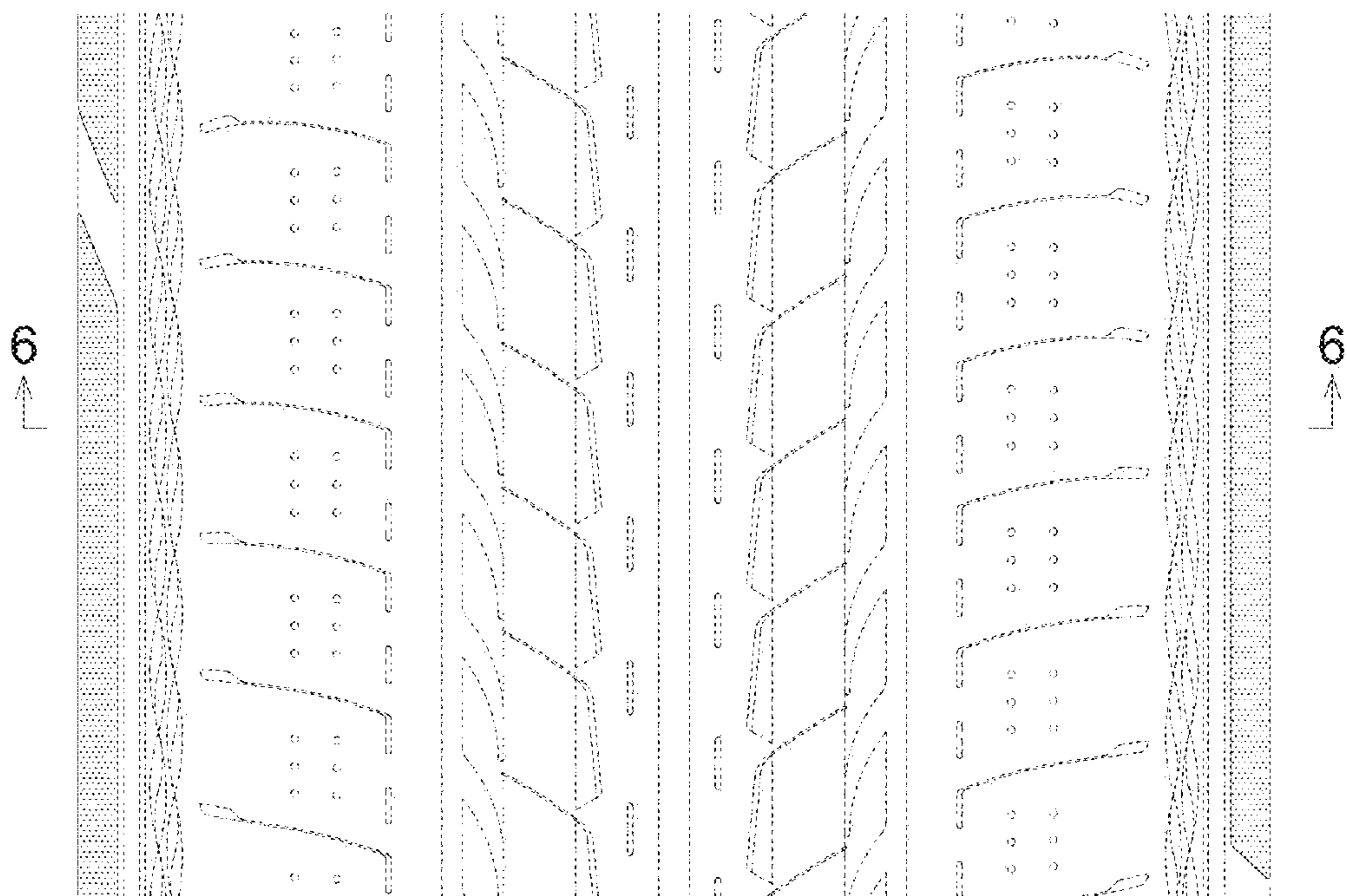


FIG. 6

