



US00D680477S

(12) **United States Design Patent**
Sugiura et al.

(10) **Patent No.:** **US D680,477 S**

(45) **Date of Patent:** **** Apr. 23, 2013**

(54) **FRONT BUMPER FOR AUTOMOBILE**

(75) Inventors: **Ryo Sugiura**, Saitama-ken (JP); **Aoi Shoji**, Saitama-ken (JP)

(73) Assignee: **Honda Motor Co., Ltd.**, Tokyo (JP)

(**) Term: **14 Years**

(21) Appl. No.: **29/408,962**

(22) Filed: **Dec. 19, 2011**

(30) **Foreign Application Priority Data**

Jun. 23, 2011 (JP) 2011-014282

(51) **LOC (9) Cl.** **12-16**

(52) **U.S. Cl.**
USPC **D12/169**

(58) **Field of Classification Search** D12/163,
D12/171, 196, 216, 90-92, 86, 164, 169;
293/102, 103, 105, 112, 113, 115, 117; 296/180.1,
296/180.2

See application file for complete search history.

(56) **References Cited**

U.S. PATENT DOCUMENTS

D640,615 S * 6/2011 Kumai et al. D12/169
D647,831 S * 11/2011 Murakawa et al. D12/169

D651,540 S * 1/2012 Okumoto et al. D12/169
D659,609 S * 5/2012 Furukado D12/169
D659,610 S * 5/2012 Tanaka D12/169
D661,232 S * 6/2012 Okumoto et al. D12/169
D665,712 S * 8/2012 Tanai D12/169
D666,539 S * 9/2012 Koizumi et al. D12/169

* cited by examiner

Primary Examiner — Melody N Brown

(74) *Attorney, Agent, or Firm* — Plumsea Law Group, LLC

(57) **CLAIM**

The ornamental design for a front bumper for automobile, as shown and described.

DESCRIPTION

FIG. 1 is a perspective view from the front of a front bumper for automobile.

FIG. 2 is a front elevation view thereof.

FIG. 3 is a top plan view thereof.

FIG. 4 is a bottom plan view thereof.

FIG. 5 is a left side elevation view thereof; and,

FIG. 6 is a right side elevation view thereof.

The portion of the bumper shown in broken lines is for the purpose of showing environmental structure only and forms no part of the claimed design.

1 Claim, 6 Drawing Sheets

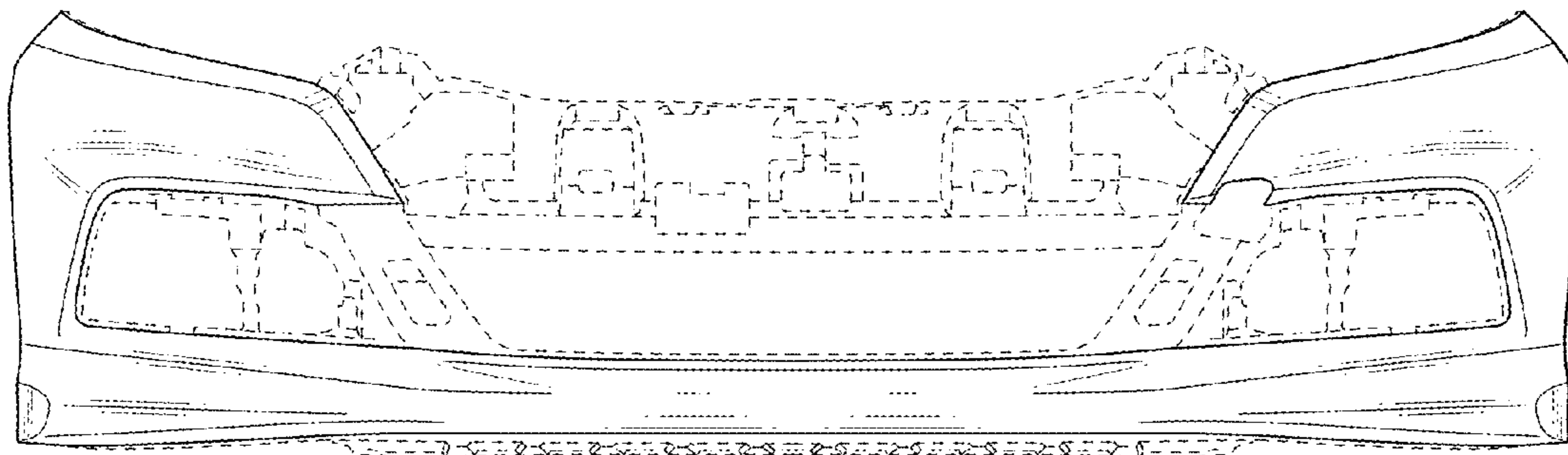


FIG. 1

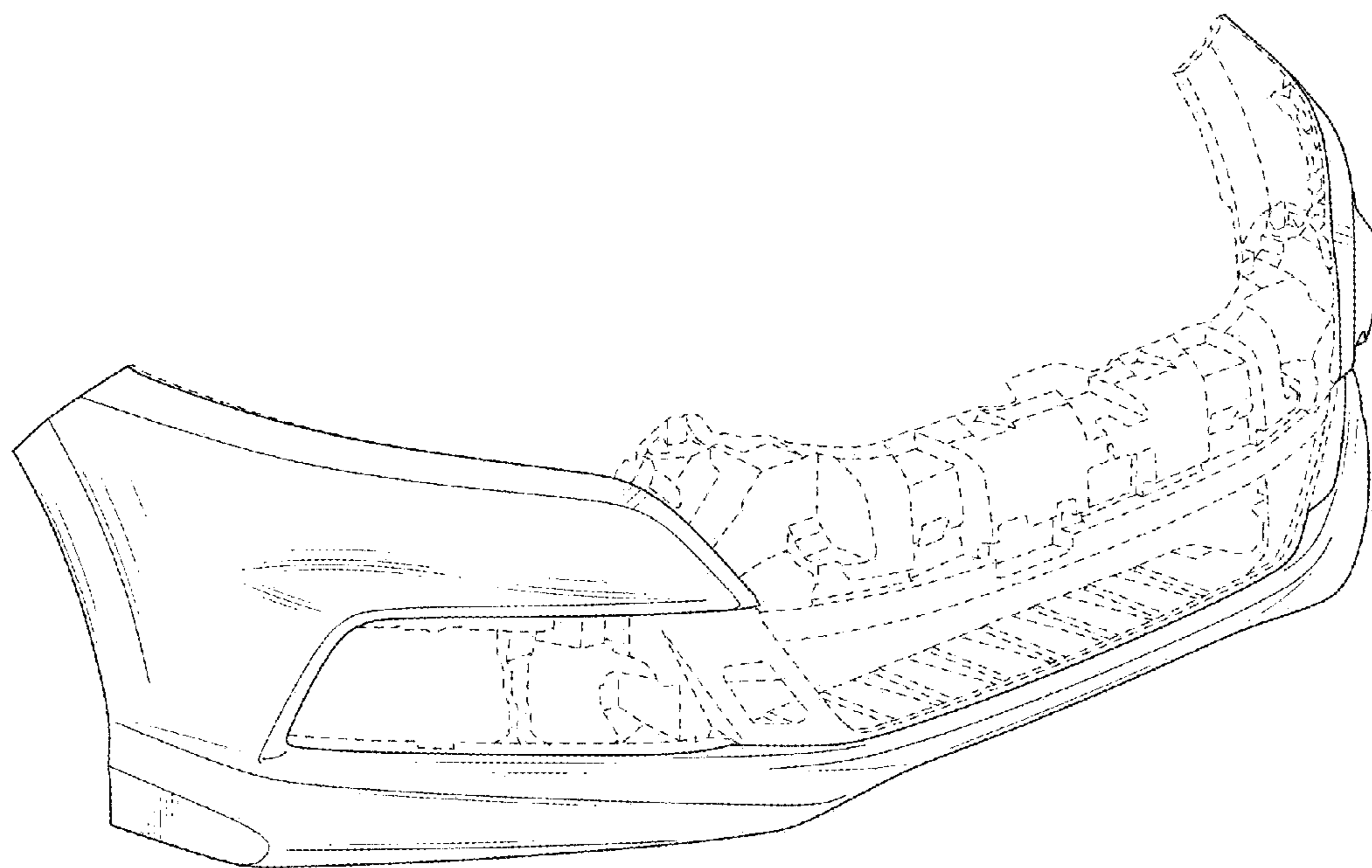


FIG. 2

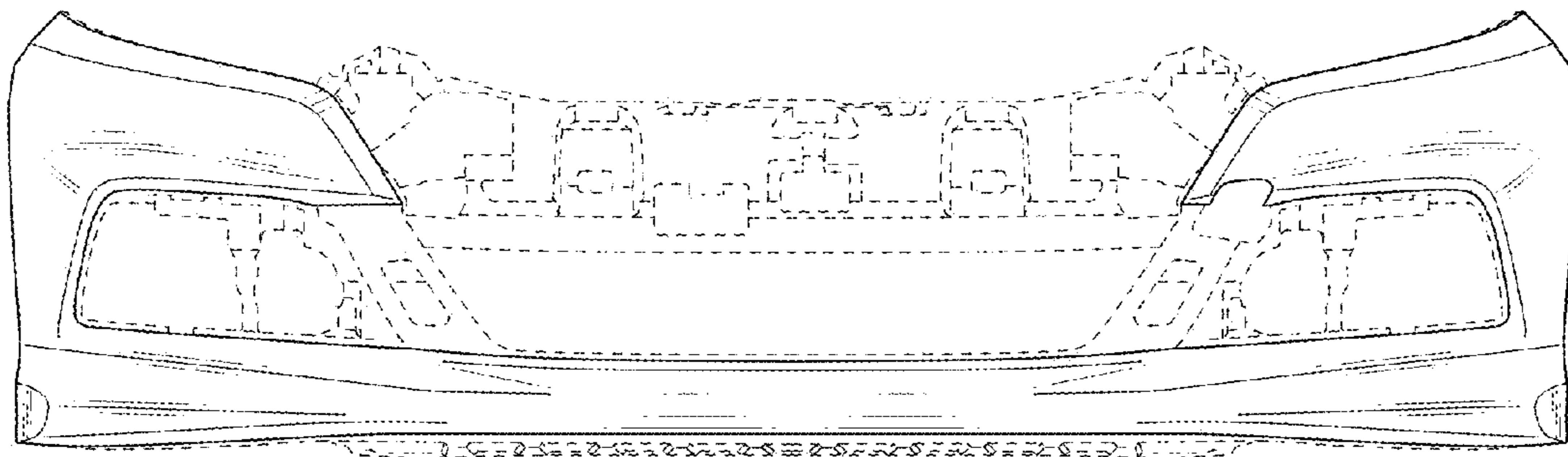


FIG. 3

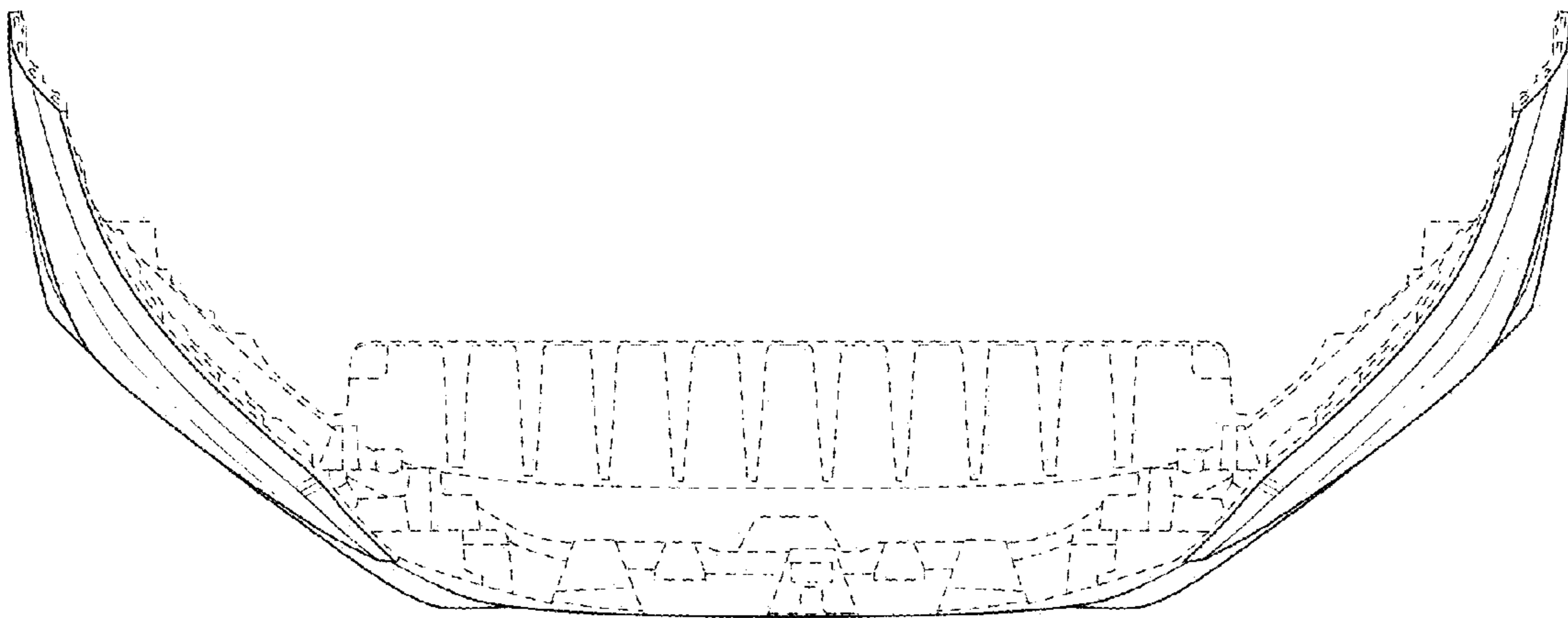


FIG. 4

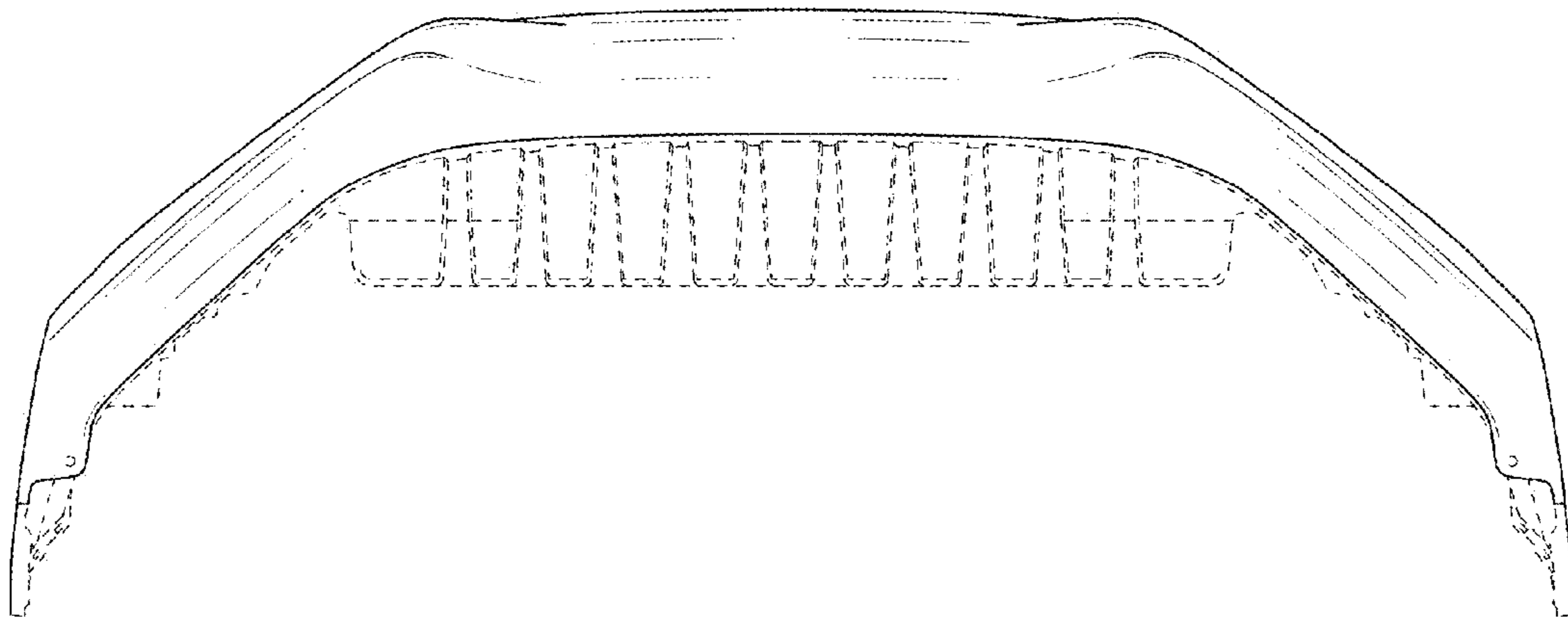


FIG. 5

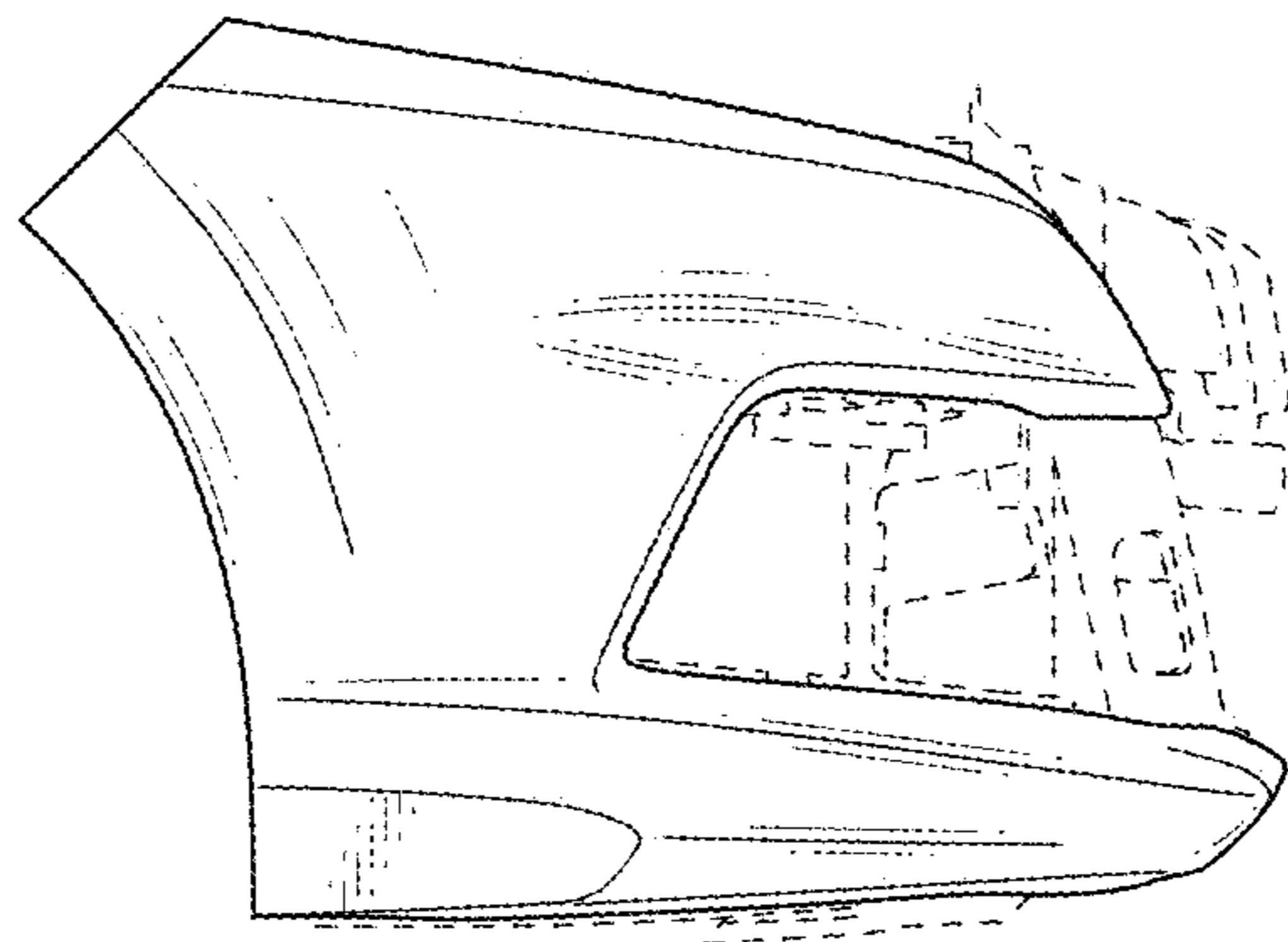


FIG. 6

