



US00D680473S

(12) **United States Design Patent**
Kido et al.

(10) **Patent No.:** **US D680,473 S**
(45) **Date of Patent:** **** Apr. 23, 2013**

(54) **BUMPER FOR AN AUTOMOBILE**

(75) Inventors: **Kenji Kido**, Okazaki (JP); **Kosuke Kubo**, Okazaki (JP)

(73) Assignees: **Toyota Jidosha Kabushiki Kaisha** (JP); **Fuji Jukogyo Kabushiki Kaisha** (JP)

(**) Term: **14 Years**

(21) Appl. No.: **29/400,085**

(22) Filed: **Aug. 23, 2011**

(30) **Foreign Application Priority Data**

Feb. 28, 2011 (JP) 2011-004253
Feb. 28, 2011 (JP) 2011-004265

(51) **LOC (9) Cl.** **12-16**

(52) **U.S. Cl.**
USPC **D12/163**

(58) **Field of Classification Search** D12/163,
D12/196, 171, 169, 216, 90-92, 86; 180/68.1,
180/68.6; 296/193.11

See application file for complete search history.

(56) **References Cited**

U.S. PATENT DOCUMENTS

D610,503 S * 2/2010 Bucher et al. D12/169
D614,545 S * 4/2010 Ono et al. D12/169
D635,068 S * 3/2011 Neuchi et al. D12/169
D663,660 S * 7/2012 Platto et al. D12/169
D664,484 S * 7/2012 Kawaguchi D12/169
D671,049 S * 11/2012 Davidson et al. D12/169

OTHER PUBLICATIONS

Toyota, Toyota FT-86 Concept, Netcarshow.com, http://www.netcarshow.com/toyota/2009-ft-86_concept/800x600/wallpaper_07.htm, available at least as early as Sep. 30, 2010.

Toyota, Toyota FT-HS, Netcarshow.com, http://www.netcarshow.com/toyota/2007-ft-hs_concept/800x600/wallpaper_1d.htm, available at least as early as Sep. 30, 2010.

Mitsubishi, Mitsubishi Lancer Evolution X, Netcarshow.com, http://www.netcarshow.com/mitsubishi/2008-lancer_evolution_x/800x600/wallpaper_61.htm, available at least as early as Nov. 1, 2008.

Subaru, Subaru Impreza WRX STI 4 Door, Car Watch, (A) http://car.watch.impress.co.jp/docs/news/20100701_377420.html, (B) <http://car.watch.impress.co.jp/img/car/docs/377/420/html/sti01.jpg.html>, Jul. 1, 2010.

* cited by examiner

Primary Examiner — Melody N Brown

(74) *Attorney, Agent, or Firm* — SAIDMAN DesignLaw Group

(57) **CLAIM**

The ornamental design for a bumper for an automobile, as shown and described.

DESCRIPTION

FIG. 1 is a perspective view of a bumper for an automobile showing our new design;

FIG. 2 is a top view thereof;

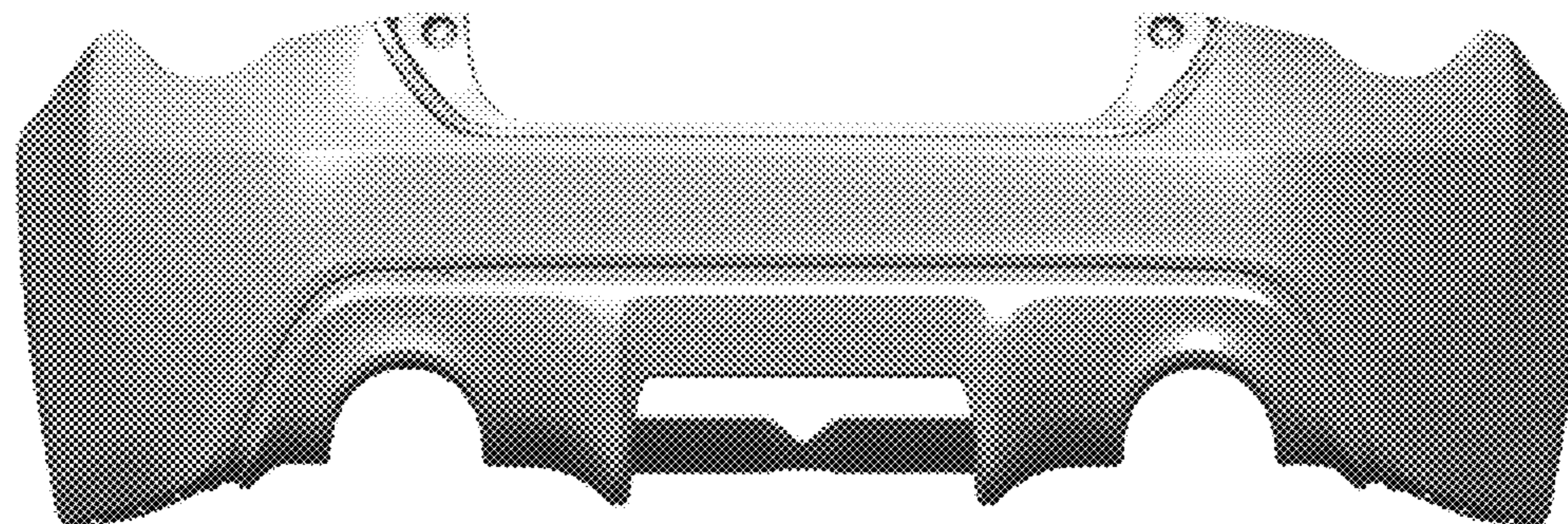
FIG. 3 is a bottom view thereof;

FIG. 4 is a front view thereof;

FIG. 5 is a left side view thereof; and,

FIG. 6 is a right side view thereof.

1 Claim, 2 Drawing Sheets






FIG. 1

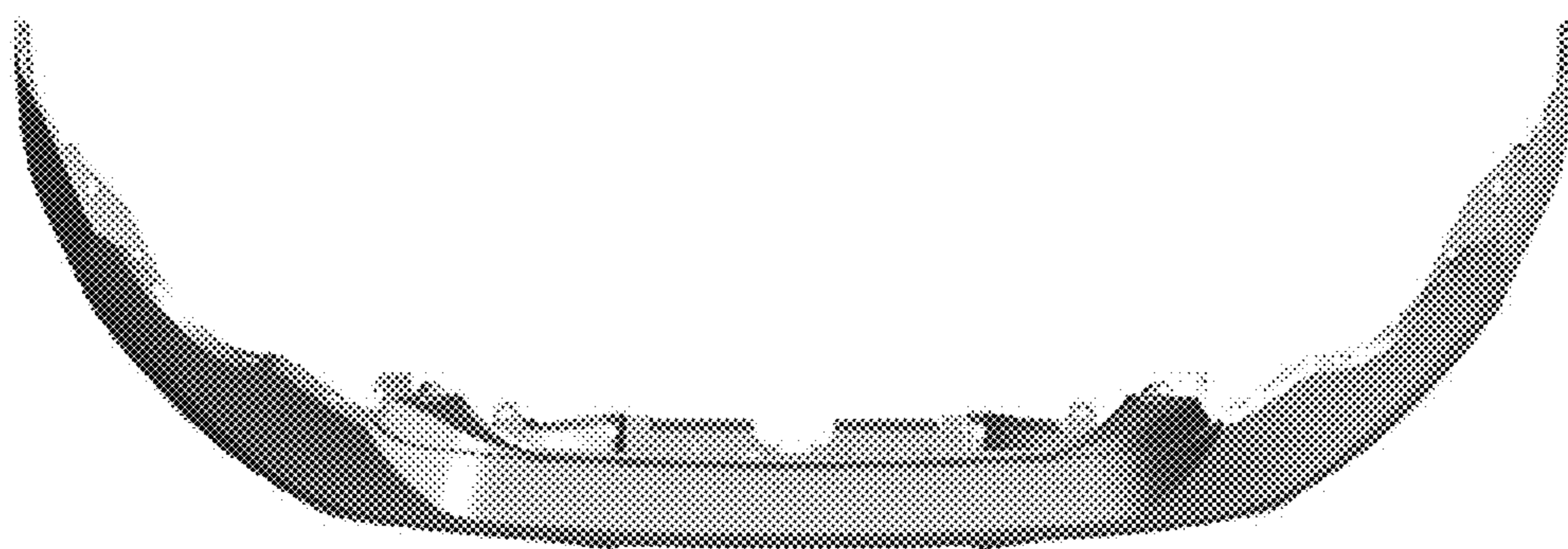


FIG. 2

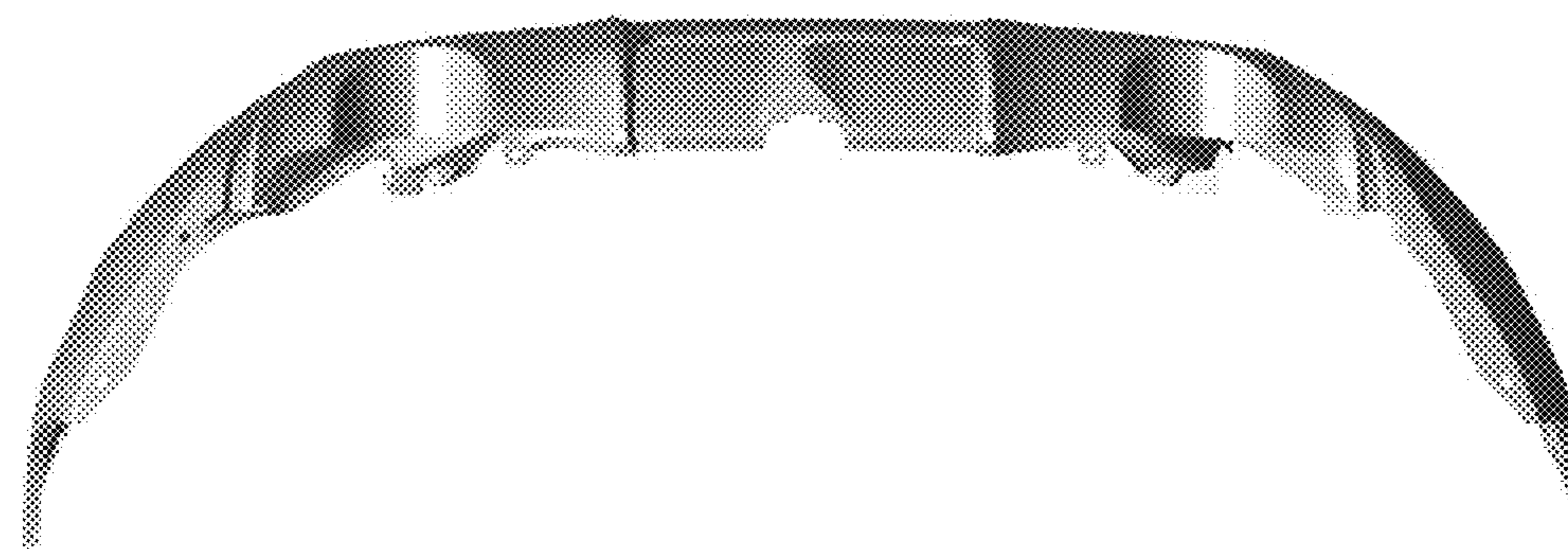


FIG. 3

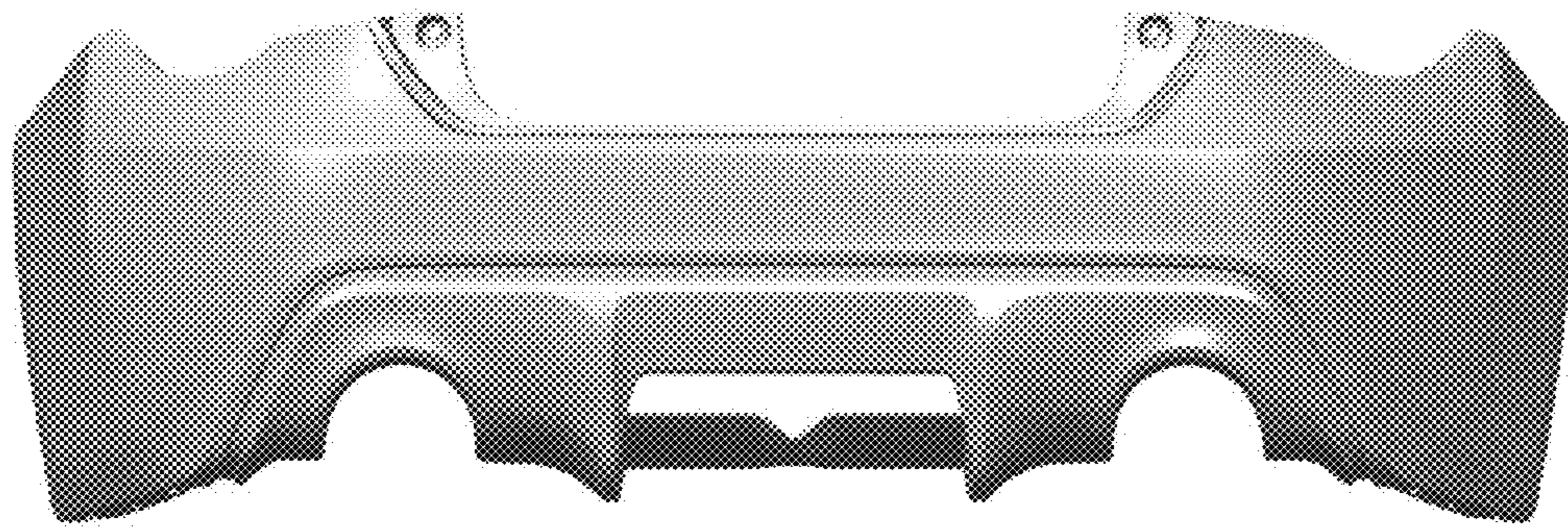


FIG. 4

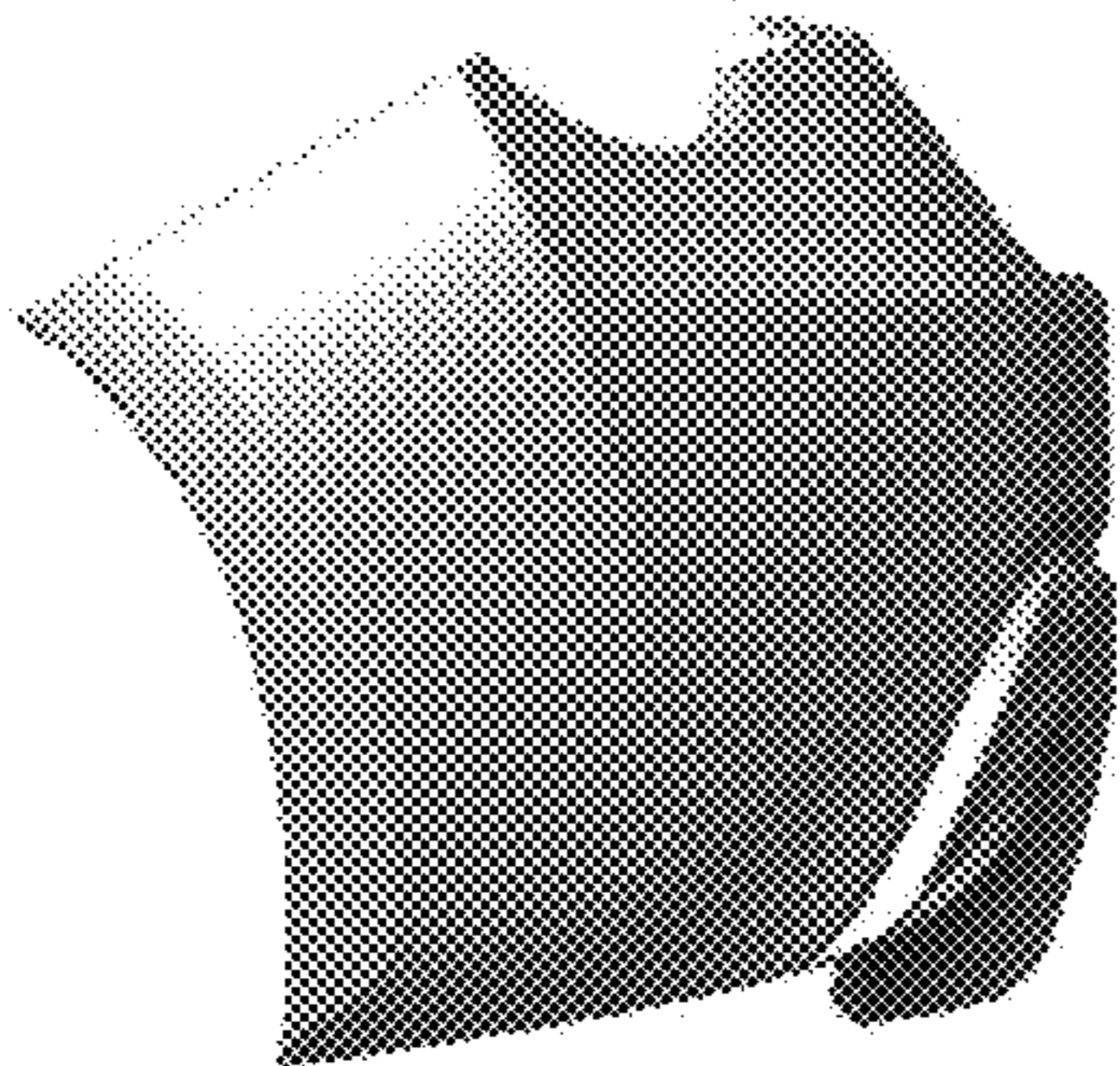


FIG. 5




FIG. 6