

US00D680466S

(12) **United States Design Patent**  
**Missoni**

(10) **Patent No.:** **US D680,466 S**

(45) **Date of Patent:** **\*\* \*Apr. 23, 2013**

- (54) **VASE**
- (75) Inventor: **Rosita Missoni**, Sumirago (IT)
- (73) Assignee: **Missoni S.p.A.**, Sumirago (IT)
- (\*) Notice: This patent is subject to a terminal disclaimer.
- (\*\*) Term: **14 Years**
- (21) Appl. No.: **29/371,935**
- (22) Filed: **Jan. 30, 2012**

**Related U.S. Application Data**

- (62) Division of application No. 29/371,713, filed on Jul. 25, 2011.

**Foreign Application Priority Data**

- Mar. 18, 2011 (EM) ..... 001265953
- (51) **LOC (9) Cl.** ..... **11-02**
- (52) **U.S. Cl.**  
USPC ..... **D11/146; D11/152; D11/153**
- (58) **Field of Classification Search** ..... D6/403-405,  
D6/556-558; D8/1; D11/143-156, 164;  
D19/77, 80, 81, 84; D25/100; D26/9-11,  
D26/16, 19; D34/1, 2, 4-6; D99/5, 19; 47/17,  
47/32.4, 32.5, 32.7, 33.39, 41.01, 41.1, 41.11-41.15,  
47/44-47, 63, 65.5, 65.9, 66.1, 66.2, 66.6,  
47/66.7, 67-71  
See application file for complete search history.

**References Cited**

**U.S. PATENT DOCUMENTS**

- D66,446 S 1/1925 Venon
- D70,261 S 6/1926 Birely
- D77,482 S 1/1929 Haley

- D77,556 S 1/1929 Kopp
- D85,918 S 1/1932 Dugdale
- D132,691 S \* 6/1942 Sawyer ..... D11/153
- D171,122 S 12/1953 Conlin
- D180,821 S \* 8/1957 Du Pree ..... D11/146
- D196,120 S \* 8/1963 Roop ..... D11/151
- D243,463 S \* 2/1977 Benes et al. .... D11/146
- D244,501 S 5/1977 Jacobus
- 5,240,752 A 8/1993 Baghsarian
- D387,700 S 12/1997 Shieh
- 5,794,379 A 8/1998 McKay
- D422,720 S 4/2000 Hardy
- D446,747 S 8/2001 Hutton
- D446,748 S 8/2001 Hutton
- D448,097 S 9/2001 Bodum
- D471,839 S 3/2003 Kitras
- D525,167 S 7/2006 Katznelson
- D538,993 S \* 3/2007 Cabeza et al. .... D34/1
- D562,075 S 2/2008 Mehta

(Continued)

**FOREIGN PATENT DOCUMENTS**

- GB 3017532 6/2004

*Primary Examiner* — Garth Rademaker

(74) *Attorney, Agent, or Firm* — Modiano & Associati;  
Albert Josif; Daniel O'Byrne


(57) **CLAIM**

The ornamental design for a vase, as shown and described.

**DESCRIPTION**

FIG. 1 is a perspective view of a vase;  
FIG. 2 is a front elevation view thereof;  
FIG. 3 is a rear elevation view thereof;  
FIG. 4 is a left side elevation view thereof;  
FIG. 5 is a right side elevation view thereof;  
FIG. 6 is a top plan view thereof; and,  
FIG. 7 is a bottom plan view thereof.

**1 Claim, 6 Drawing Sheets**



# US D680,466 S

Page 2

---


## U.S. PATENT DOCUMENTS

D578,927 S 10/2008 Brandstatter  
D584,568 S 1/2009 Gibbs et al.  
D613,018 S 3/2010 Greene  
D623,984 S 9/2010 Bas

D639,622 S 6/2011 Schneider  
D653,584 S \* 2/2012 Harshman ..... D11/154  
D653,989 S \* 2/2012 Falduto et al. .... D11/146  
2010/0095585 A1 4/2010 Hall


\* cited by examiner





*Fig. 1*





*Fig. 2*





*Fig. 3*





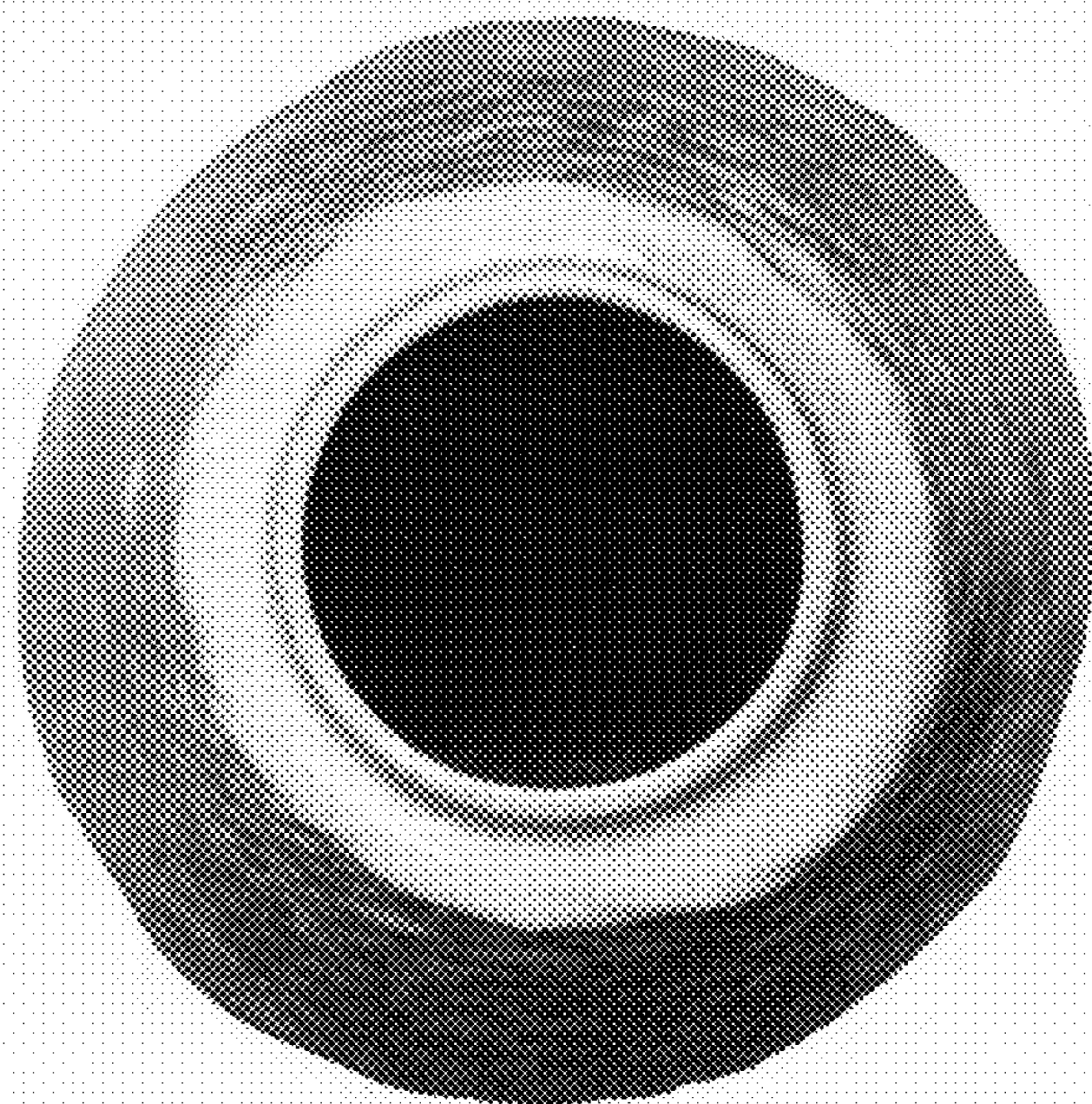
*Fig. 4*






*Fig. 5*





*Fig. 6*



*Fig. 7*