



US00D680465S

(12) **United States Design Patent**
Pedro de Oliveira

(10) **Patent No.:** **US D680,465 S**
(45) **Date of Patent:** **** Apr. 23, 2013**

(54) **WRAPPED SANTA WITH CURLY BEARD**

(75) Inventor: **Dagmar Pedro de Oliveira**, Hamburg
(DE)

(73) Assignee: **August Storck, KG**, Berlin (DE)

(**) Term: **14 Years**

(21) Appl. No.: **29/388,998**

(22) Filed: **Apr. 5, 2011**

(30) **Foreign Application Priority Data**

Oct. 14, 2010	(EM)	001768086-0001
Oct. 14, 2010	(EM)	001768086-0002
Oct. 14, 2010	(EM)	001768086-0003
Oct. 14, 2010	(EM)	001768086-0004
Oct. 14, 2010	(EM)	001768086-0005
Oct. 14, 2010	(EM)	001768086-0006
Oct. 14, 2010	(EM)	001768086-0007
Oct. 14, 2010	(EM)	001768086-0008
Oct. 14, 2010	(EM)	001768086-0009
Oct. 14, 2010	(EM)	001768086-0010
Oct. 14, 2010	(EM)	001768086-0011
Oct. 14, 2010	(EM)	001768086-0012
Oct. 14, 2010	(EM)	001768086-0013
Oct. 14, 2010	(EM)	001768086-0014

(51) **LOC (9) Cl.** **11-05**

(52) **U.S. Cl.**
USPC **D11/129**

(58) **Field of Classification Search** D11/117,
D11/121, 124, 125, 127, 128, 129, 131, 132,
D11/133, 134, 136, 142, 157, 158, 160; 428/7,
428/8, 9, 12

See application file for complete search history.

(56) **References Cited**

U.S. PATENT DOCUMENTS

1,709,543	A *	4/1929	Royal	229/116.3
D81,393	S *	6/1930	Lehmann	D26/99
D322,304	S *	12/1991	Taylor	D23/212
D344,469	S *	2/1994	Steinbach	D11/160
D352,013	S *	11/1994	Corson et al.	D11/125
D356,053	S *	3/1995	Engelke	D11/121
D363,043	S *	10/1995	Merklein et al.	D11/121

(Continued)

FOREIGN PATENT DOCUMENTS

EM	001762469-0001	10/2010
EM	001762469-0002	10/2010

(Continued)

OTHER PUBLICATIONS

Photo documentation of known competitive products on the market prior to Mar. 29, 2011 (1 page).

(Continued)

Primary Examiner — Elizabeth J Oswecki
(74) *Attorney, Agent, or Firm* — Husch Blackwell LLP


(57) **CLAIM**

The ornamental design for a wrapped Santa with curly beard, as shown and described.

DESCRIPTION

FIG. 1 is a perspective view of a wrapped Santa with curly beard showing my new design;
FIG. 2 is a front view thereof;
FIG. 3 is a left side view thereof;
FIG. 4 is a back view thereof;
FIG. 5 is a right side view thereof; and,
FIG. 6 is a top view thereof.
All surfaces not shown form no part of the claimed design.
The light solid lines represent a textured surface on the claimed design.

1 Claim, 6 Drawing Sheets



US D680,465 S

Page 2

U.S. PATENT DOCUMENTS

D372,206 S * 7/1996 Cohen D11/129
D372,207 S * 7/1996 Cohen D11/129
D372,438 S * 8/1996 Cohen D11/129
D372,683 S * 8/1996 Cohen D11/129
D392,209 S * 3/1998 Hergert D11/129
D408,755 S * 4/1999 Hoover D11/129
D427,058 S * 6/2000 Agulnick D9/617
D437,801 S * 2/2001 Lin D11/129
D437,802 S * 2/2001 Lin D11/129
D442,237 S * 5/2001 Hou D21/638
D446,155 S * 8/2001 Simpson D11/129
D544,812 S * 6/2007 Limber D11/129
D562,714 S * 2/2008 Priestly D10/106.4
D585,782 S * 2/2009 Lun Fong et al. D11/121

FOREIGN PATENT DOCUMENTS

EM 001762469-0003 10/2010
EM 001762469-0004 10/2010

EM 001762469-0005 10/2010
EM 001762469-0006 10/2010
EM 001762469-0007 10/2010
EM 001762469-0008 10/2010
EM 001762469-0009 10/2010
EM 001762469-00010 10/2010
EM 001762469-00011 10/2010
EM 001762469-00012 10/2010

OTHER PUBLICATIONS

Related U.S. Appl. No. 29/388,452, filed Mar. 29, 2011, Hoffmann.

Related U.S. Appl. No. 29/388,992, filed Apr. 5, 2011, de Oliveira.

Related U.S. Appl. No. 29/388,457, filed Mar. 29, 2011, Hoffmann.

* cited by examiner




FIG. 1




FIG. 2




FIG. 3




FIG. 4




FIG. 5

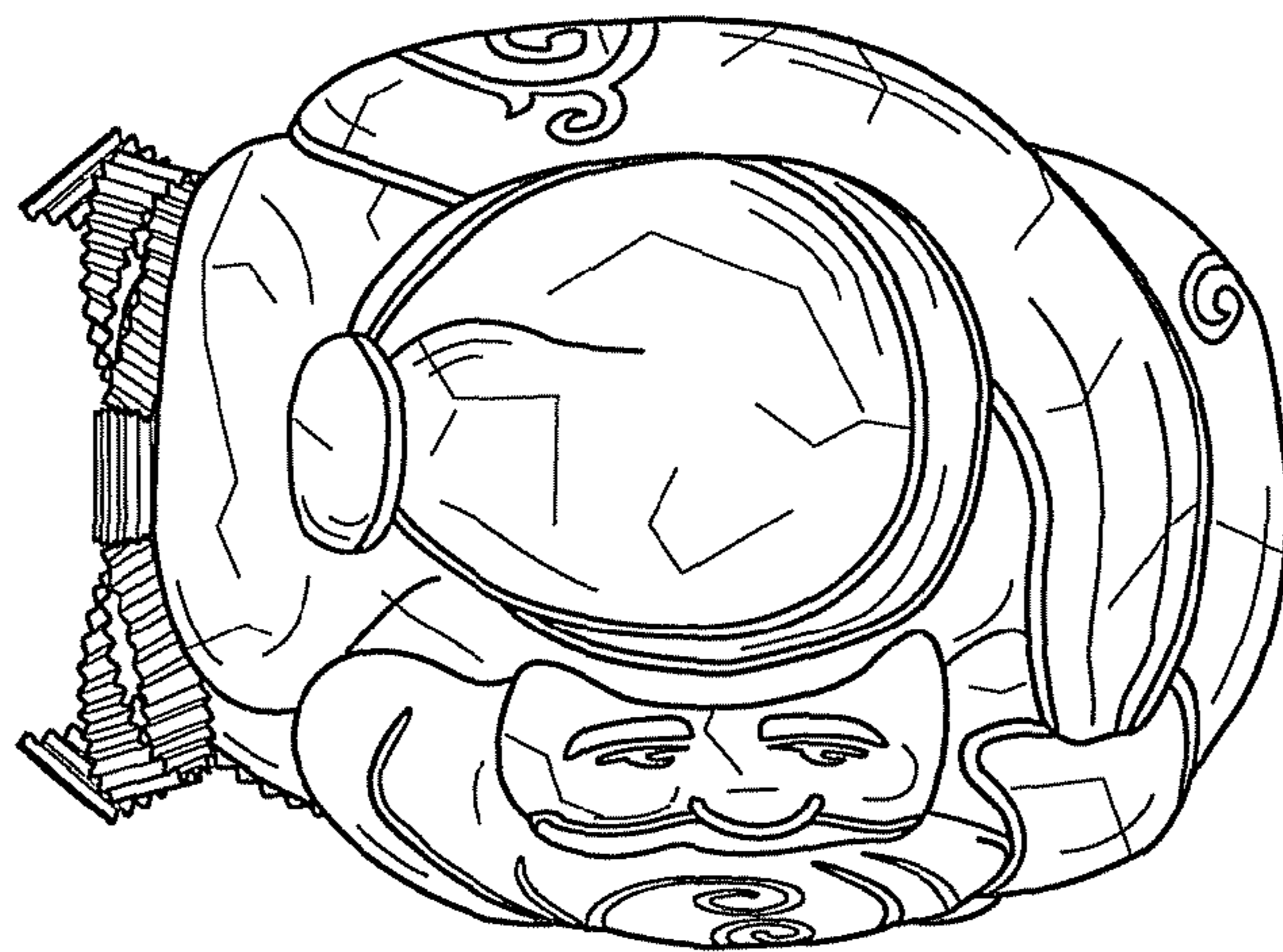


FIG. 6