



US00D680449S

(12) **United States Design Patent**
Breton et al.

(10) **Patent No.:** **US D680,449 S**
(45) **Date of Patent:** **** Apr. 23, 2013**

- (54) **CUP CARRIER WITH THUMB HOLDER**
- (75) Inventors: **Donald V. Breton**, N. Vassalboro, ME (US); **Keegan Y. Yang**, Winslow, ME (US)
- (73) Assignee: **Huhtamaki, Inc.**, De Soto, KS (US)
- (**) Term: **14 Years**
- (21) Appl. No.: **29/404,460**
- (22) Filed: **Oct. 20, 2011**

D309,258 S	7/1990	Vigue	
D319,579 S	9/1991	Vigue	
5,096,065 A *	3/1992	Vigue	206/564
D331,008 S	11/1992	Vigue	
5,316,173 A *	5/1994	Emery	220/556
D352,893 S	11/1994	Legacy et al.	
5,713,619 A	2/1998	DuBois et al.	
5,915,561 A	6/1999	Lorenzana et al.	
6,076,876 A	6/2000	Letourneau et al.	
D436,853 S	1/2001	Sussman	
D438,100 S	2/2001	Cekota	
6,398,056 B1	6/2002	Letourneau et al.	
6,679,380 B2	1/2004	Brown	
7,225,927 B2	6/2007	Sweeney	
D614,047 S *	4/2010	Landry	D9/755
7,762,396 B1	7/2010	Yang et al.	
2009/0211937 A1	8/2009	Sharma et al.	

Related U.S. Application Data

- (62) Division of application No. 29/377,768, filed on Oct. 26, 2010, now Pat. No. Des. 649,068.
- (51) **LOC (9) Cl.** **09-03**
- (52) **U.S. Cl.**
USPC **D9/755**; D9/455
- (58) **Field of Classification Search** D9/420, D9/424, 425, 428, 432, 455, 456, 737, 755; D7/553.1, 553.2, 553.3; 248/311.2; 220/23.8, 220/507; 206/592, 557, 564, 433, 203, 427, 206/521, 521.1; 229/406, 407, 902, 904; 294/143, 159, 144, 172
See application file for complete search history.

FOREIGN PATENT DOCUMENTS

EP	1489014 A1	12/2004
WO	9810687 A1	3/1998
WO	2006065132 A2	6/2006

* cited by examiner

Primary Examiner — Mark Goodwin

(74) *Attorney, Agent, or Firm* — Husch Blackwell LLP

(57) **CLAIM**

The ornamental design for a cup carrier with thumb holder, as shown and described.

DESCRIPTION

FIG. 1 is a perspective view of the cup carrier with thumb holder;

FIG. 2 is a top elevational view thereof; and,

FIG. 3 is a side elevational view thereof.

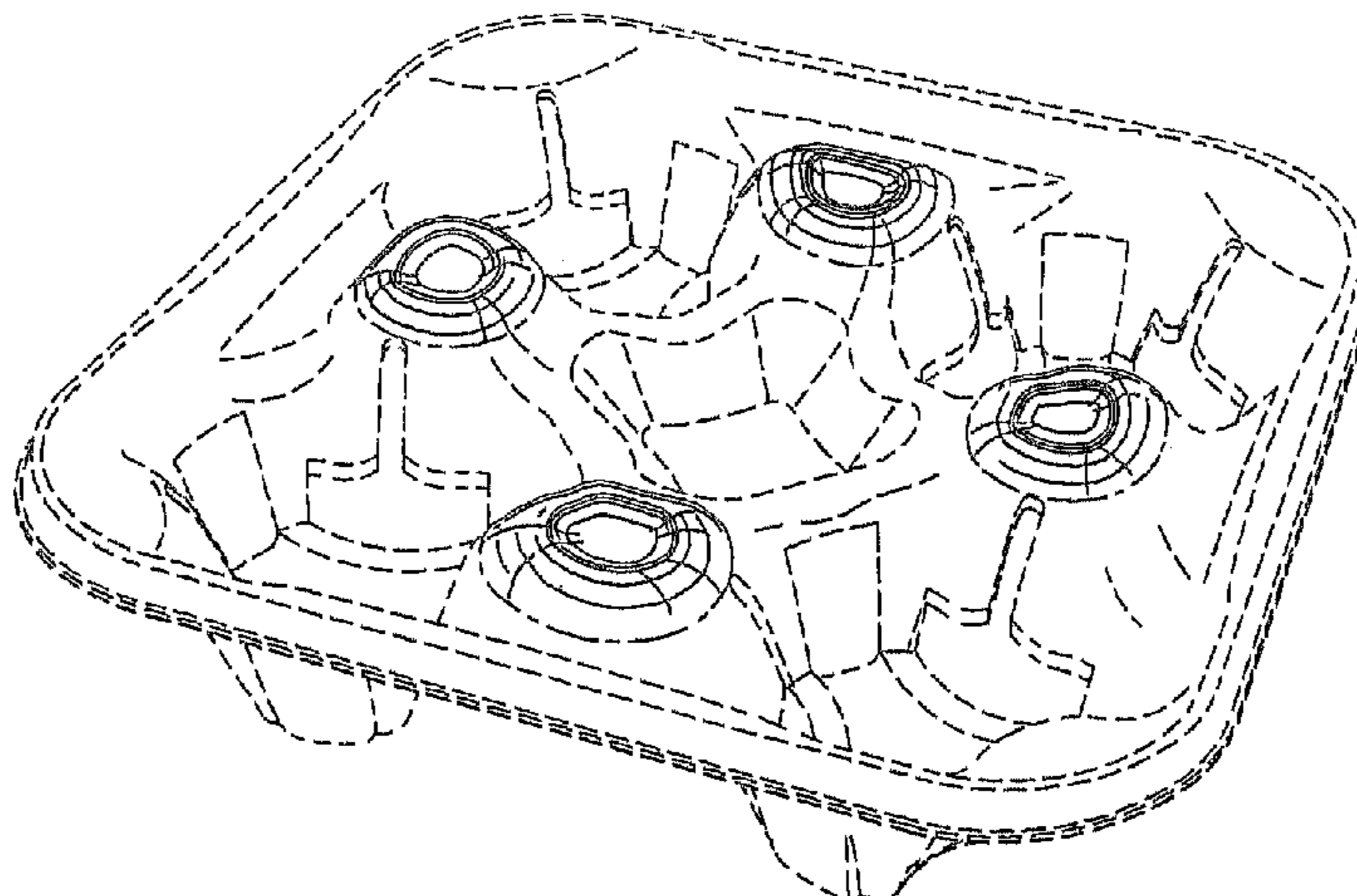
The features shown in broken lines depict environmental subject matter only and form no part of the claimed design.

1 Claim, 2 Drawing Sheets

(56) **References Cited**

U.S. PATENT DOCUMENTS

D236,575 S *	9/1975	Vigue	D7/553.4
D250,091 S *	10/1978	Jewell	D9/755
4,208,006 A *	6/1980	Bixler et al.	229/406
4,218,008 A *	8/1980	Veilleux	229/406
4,381,847 A *	5/1983	Bessett et al.	229/406
D279,259 S *	6/1985	Bixler et al.	D9/755
4,718,555 A *	1/1988	Amberg	206/519



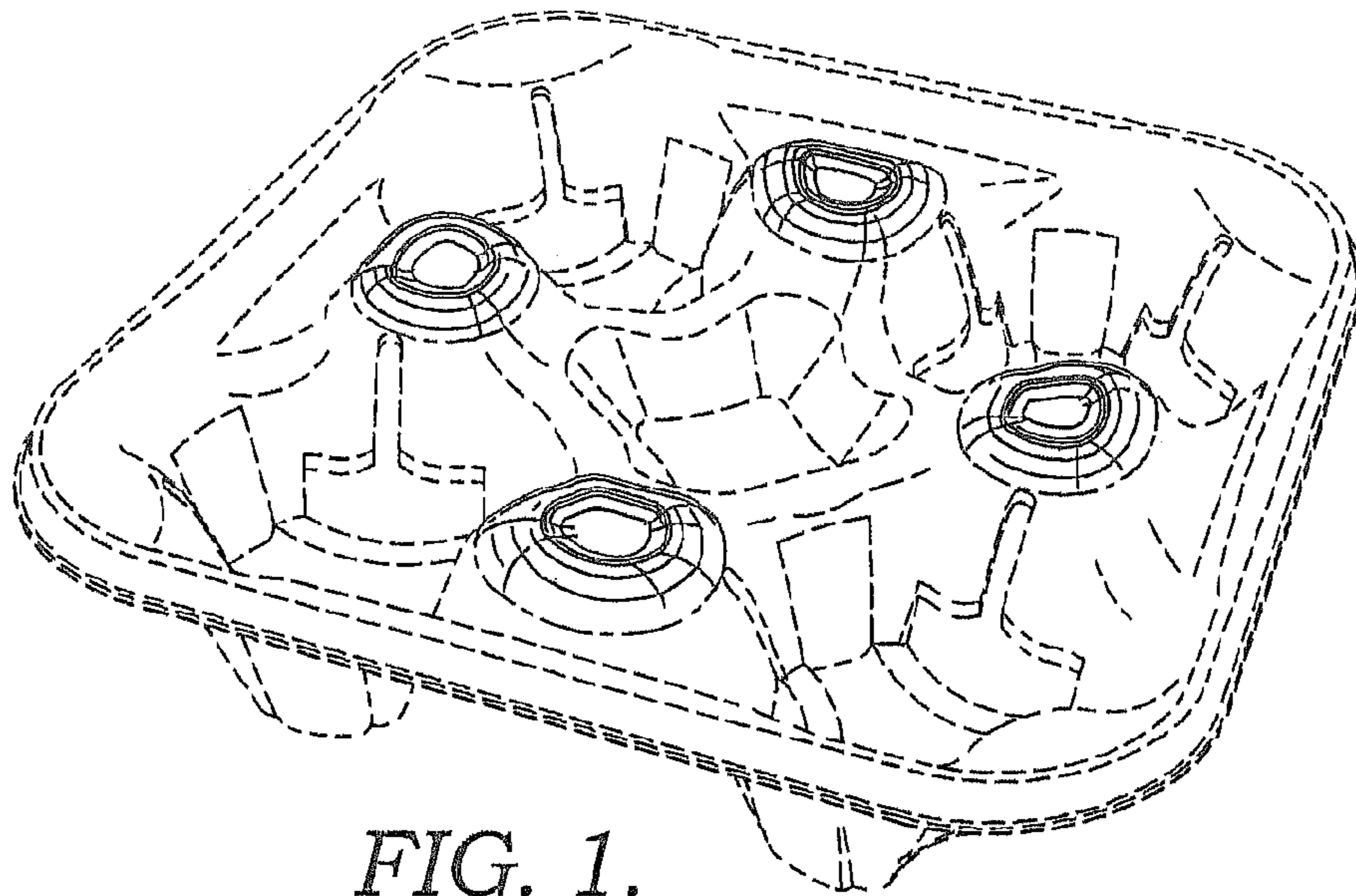


FIG. 1.




FIG. 2.

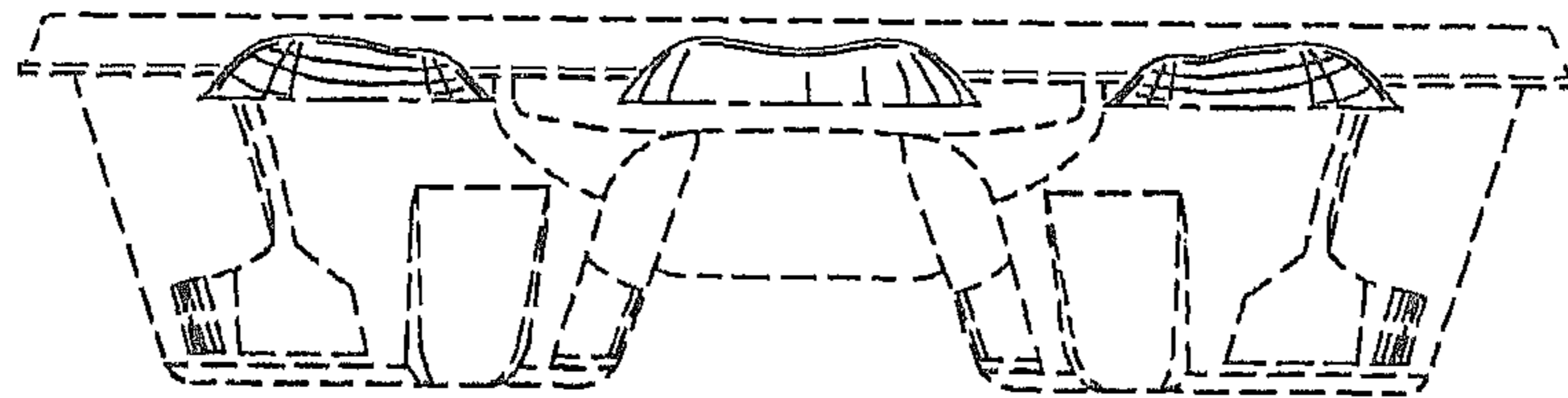


FIG. 3.