



US00D680447S

(12) **United States Design Patent**  
**Fang**

(10) **Patent No.:** **US D680,447 S**

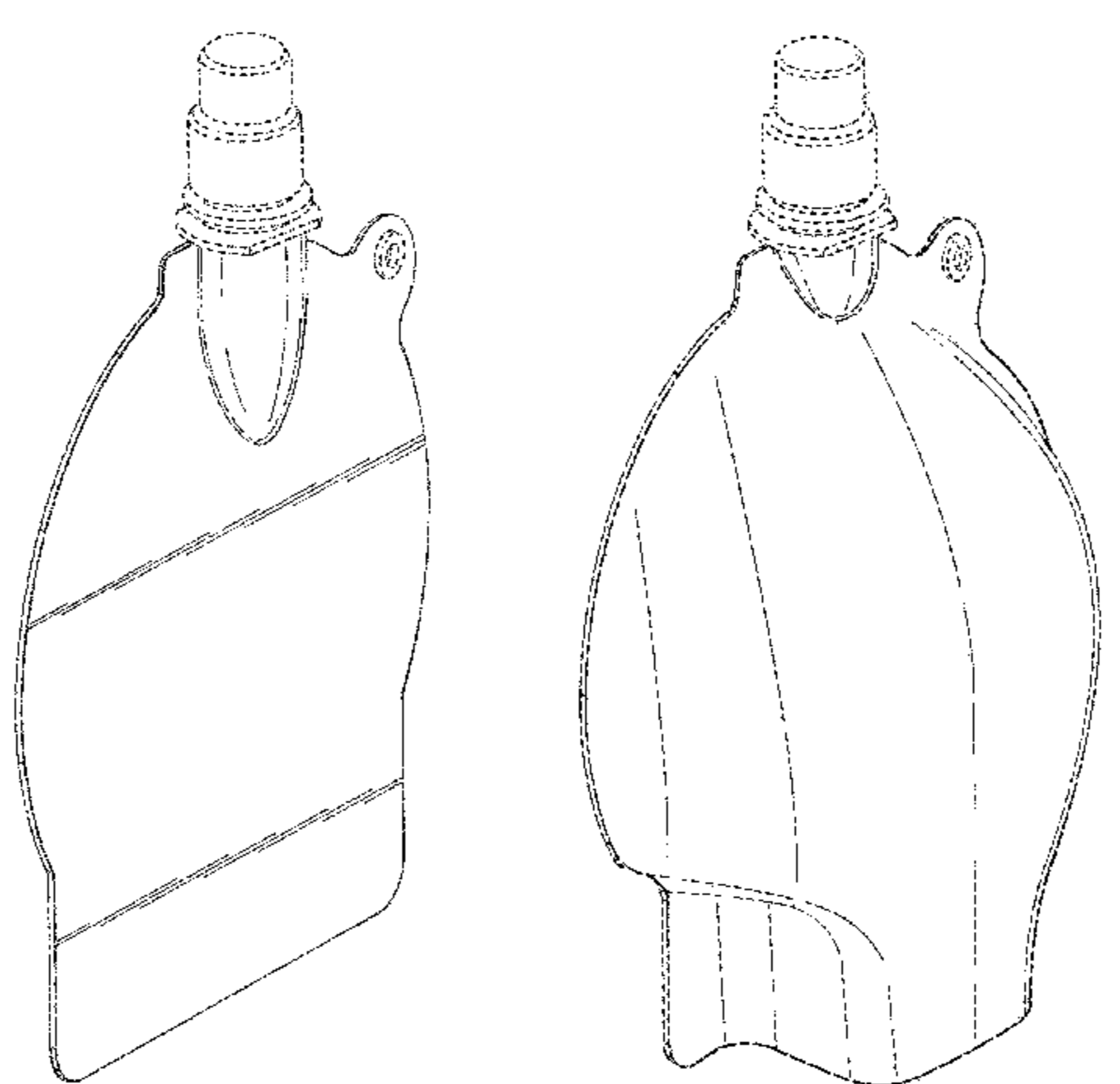
(45) **Date of Patent:** **\*\* Apr. 23, 2013**

- (54) **BEVERAGE POUCH**
- (75) Inventor: **Teresa Fang**, Gaffney, SC (US)
- (73) Assignee: **Gemini Manufacturing LLC**, White Plains, NY (US)
- (\*\*) Term: **14 Years**
- (21) Appl. No.: **29/431,247**
- (22) Filed: **Sep. 5, 2012**
- (51) **LOC (9) Cl.** ..... **09-05**
- (52) **U.S. Cl.**  
USPC ..... **D9/710**
- (58) **Field of Classification Search** ..... D9/702-714,  
D9/720-722, 414, 434-435, 696, 716, 771,  
D9/447, 522, 571-575, 682, 738-747, 516-517,  
D9/529-530, 547-549, 569, 537-538, 544,  
D9/503-505, 545; 383/6, 9, 22, 61.1, 80-81,  
383/104, 901, 63, 203, 107, 119-120, 123;  
D24/118, 207; 222/107, 92; 604/408, 410,  
604/403; 220/495.03, 669, 675; D3/202;  
215/381-385, 12.1, 400; 206/822  
See application file for complete search history.

6,105,821 A	8/2000	Christine et al.	
D435,440 S *	12/2000	Croft et al. ....	D9/696
6,220,702 B1	4/2001	Nakamura et al.	
6,224,528 B1	5/2001	Bell	
D446,445 S *	8/2001	Croft et al. ....	D9/696
6,409,386 B1	6/2002	Trani et al.	
D465,726 S	11/2002	Tet	
D467,504 S	12/2002	De Baschmakoff	
D474,335 S	5/2003	von Schmidt et al.	
D474,593 S	5/2003	Bond et al.	
D476,804 S	7/2003	Bond et al.	
D477,132 S	7/2003	Bond et al.	
D497,544 S *	10/2004	Berman .....	D9/708
D513,686 S	1/2006	Bailey	
D520,368 S	5/2006	Dorn et al.	
D526,573 S *	8/2006	Ueda .....	D9/702
D527,278 S *	8/2006	Ueda .....	D9/702
D531,914 S	11/2006	Berman	
7,172,085 B2	2/2007	Beaudette	
D555,011 S *	11/2007	Spanjaard .....	D9/708
D560,122 S *	1/2008	Fuchs et al. ....	D9/708
D563,797 S	3/2008	McMorris	
D573,469 S	7/2008	Lamb et al.	
D575,642 S	8/2008	Abadinsky	
D581,808 S *	12/2008	Schwartz .....	D9/708
D588,001 S *	3/2009	Sato .....	D9/434
D592,957 S	5/2009	Davis et al.	
D594,700 S	6/2009	Sax et al.	
D596,497 S	7/2009	Ichikawa et al.	
D597,856 S	8/2009	Sherrill et al.	
D599,676 S	9/2009	Friebe et al.	
D606,807 S	12/2009	Humphreys et al.	
D608,645 S	1/2010	Handy et al.	
D614,497 S	4/2010	Pola	
D621,657 S	8/2010	Quinn	
D623,537 S	9/2010	Berman	
D639,185 S	6/2011	Hung	
7,967,509 B2	6/2011	Turvey et al.	
D642,933 S *	8/2011	Schroeder et al. ....	D9/710
D644,937 S	9/2011	Ueda et al.	
D645,762 S *	9/2011	Hong et al. ....	D9/710
D651,522 S	1/2012	Kristoff	
D654,372 S	2/2012	Hung	
D658,075 S	4/2012	Umenaka	
D661,201 S *	6/2012	Schroeder et al. ....	D9/710
2004/0096127 A1	5/2004	Rosn	
2007/0133909 A1	6/2007	Arvizu	
2010/0008602 A1	1/2010	Risgalla	
2011/0042411 A1	2/2011	Kasai	
2011/0075954 A1	3/2011	Kumar et al.	

- (56) **References Cited**
- U.S. PATENT DOCUMENTS
- D194,806 S 3/1963 Kracht, Jr.
- 3,604,491 A 9/1971 Spiess
- 3,833,154 A 9/1974 Markowitz
- 4,795,271 A 1/1989 Lane, Jr. et al.
- D304,546 S 11/1989 Cattach
- 5,065,881 A 11/1991 Tarng
- D322,560 S 12/1991 Waine
- D353,775 S 12/1994 Thompson
- D396,412 S 7/1998 Murphy
- D408,622 S 4/1999 Fletcher
- D413,258 S 8/1999 Voller
- D415,929 S 11/1999 D'Arrigo
- D420,255 S 2/2000 D'Arrigo
- D423,369 S 4/2000 Tacconelli
- D424,375 S 5/2000 D'Arrigo
- D424,876 S 5/2000 McPartland
- 6,076,967 A 6/2000 Beaudette
- D428,213 S 7/2000 De Baschmakoff

\* cited by examiner



*Primary Examiner* — Caron D Veynar  
*Assistant Examiner* — Abraham Bahta  
(74) *Attorney, Agent, or Firm* — Edwards Wildman Palmer  
LLP; Scott D. Wofsy, Esq.

(57)

**CLAIM**

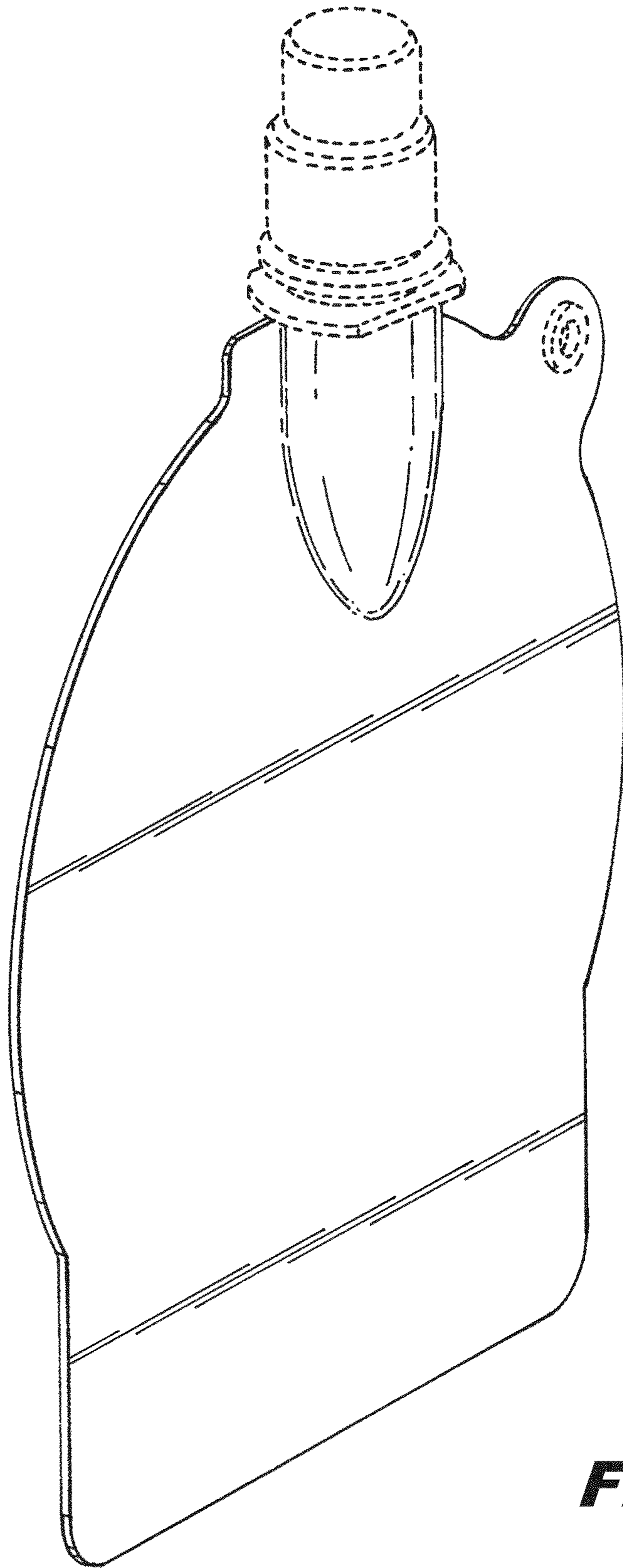
The ornamental design for a beverage pouch, as shown and described.

**DESCRIPTION**

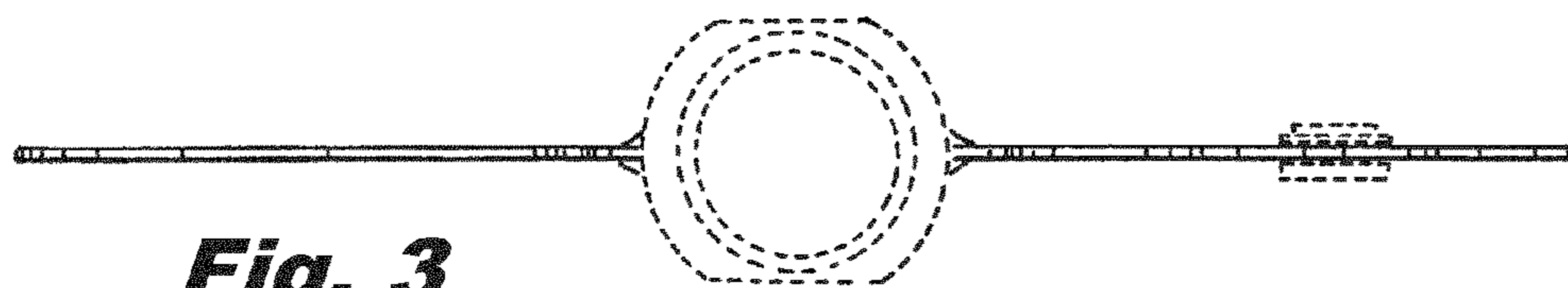
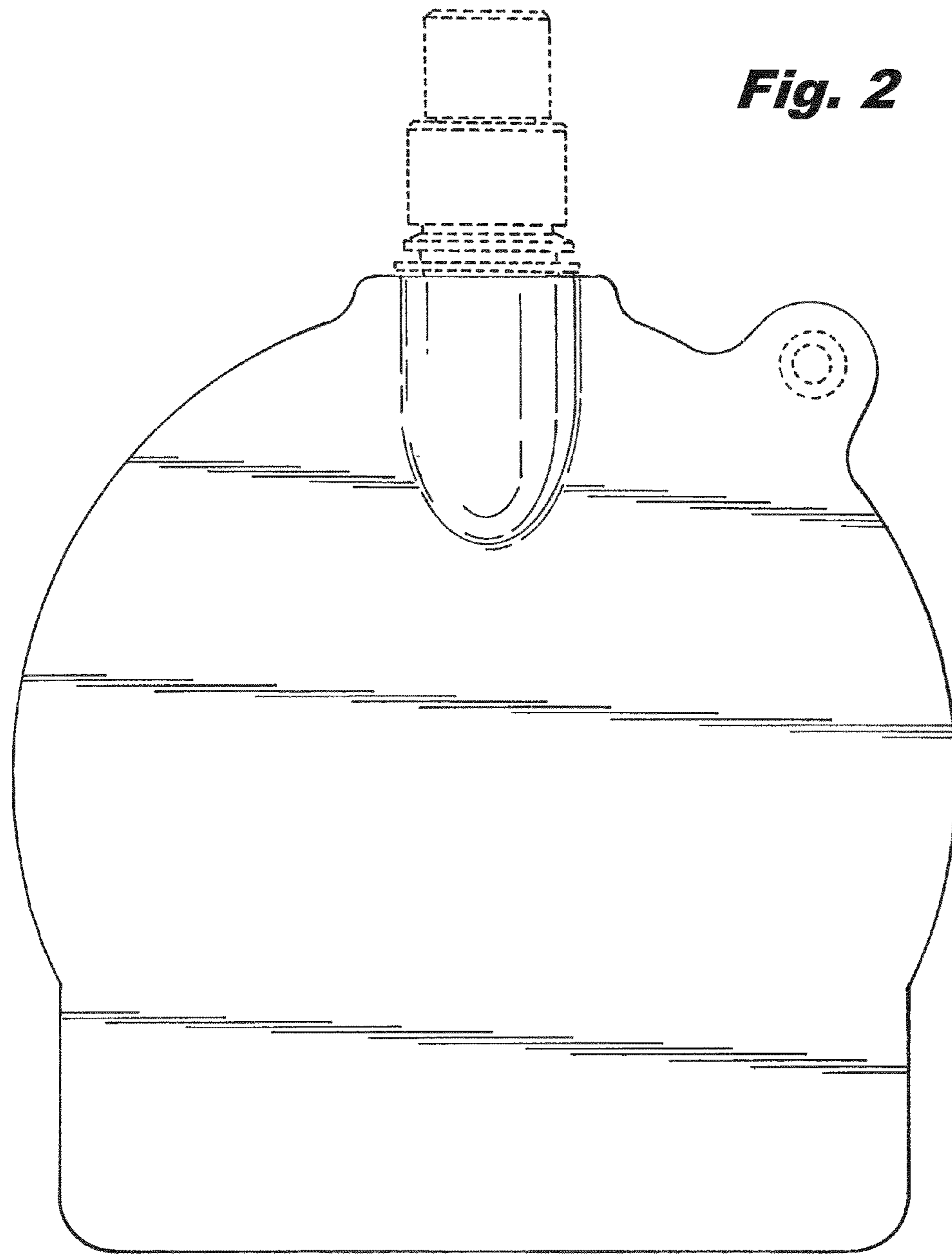
FIG. 1 is a perspective view of a first embodiment of the beverage pouch of the subject invention in an empty condition;  
FIG. 2 is a front plan view of the beverage pouch in the condition shown in FIG. 1;  
FIG. 3 is a top view of the beverage pouch in the condition shown in FIG. 1;  
FIG. 4 is a rear plan view of the beverage pouch in the condition shown in FIG. 1;  
FIG. 5 is a bottom view of the beverage pouch in the condition shown in FIG. 1;  
FIG. 6 is a right side view of the beverage pouch in the condition shown in FIG. 1;  
FIG. 7 is a left side view of the beverage pouch in the condition shown in FIG. 1;  
FIG. 8 is a perspective view of the beverage pouch of FIG. 1 in a filled condition;  
FIG. 9 is a front plan view of the beverage pouch in the condition shown in FIG. 8;  
FIG. 10 is a rear plan view of the beverage pouch in the condition shown in FIG. 8;  
FIG. 11 is a top view of the beverage pouch in the condition shown in FIG. 8;  
FIG. 12 is a bottom view of the beverage pouch in the condition shown in FIG. 8;

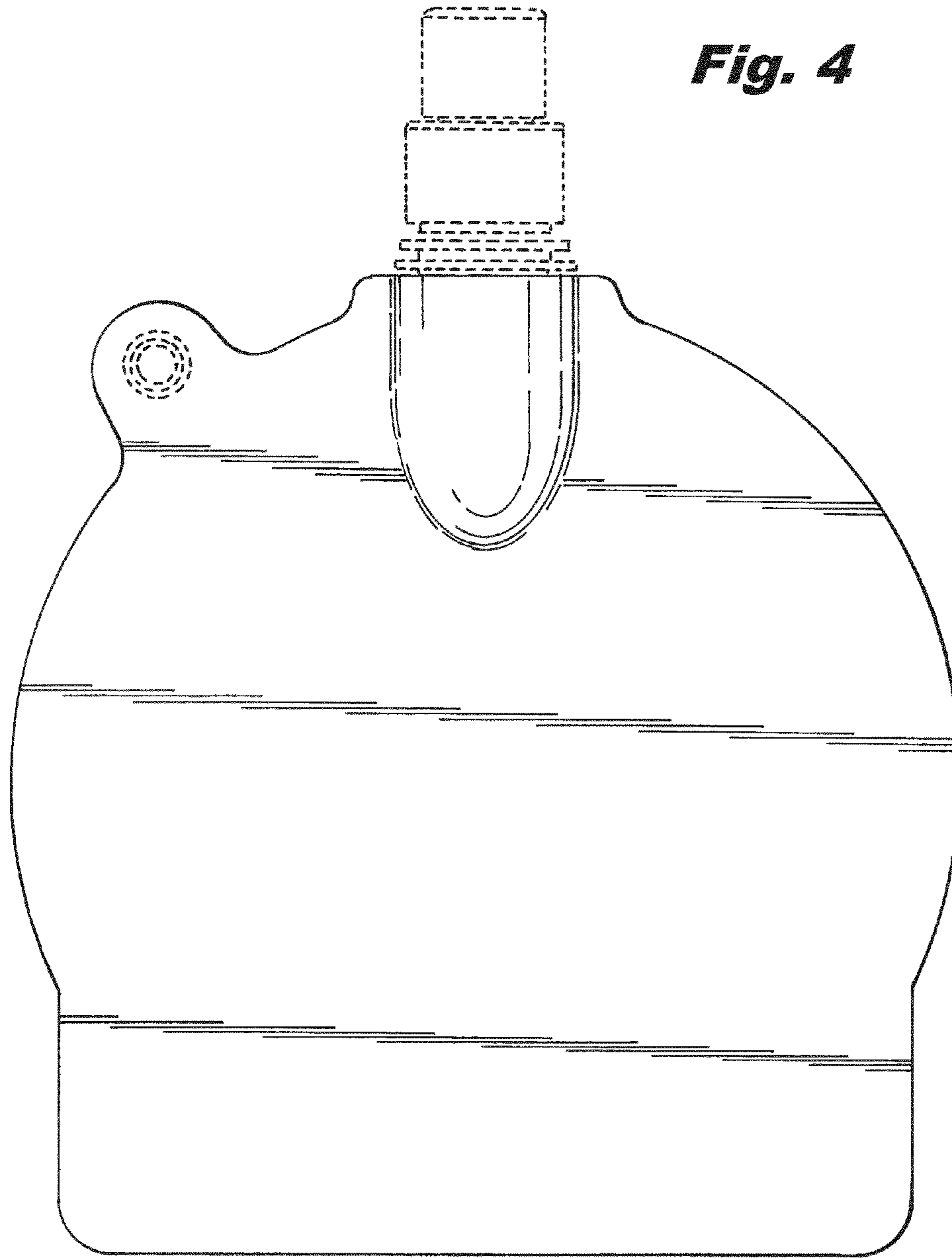
FIG. 13 is a right side view of the beverage pouch in the condition shown in FIG. 8;  
FIG. 14 is a left side view of the beverage pouch in the condition shown in FIG. 8;  
FIG. 15 is a perspective view of a second embodiment of the beverage pouch of the subject invention in an empty condition;  
FIG. 16 is a front plan view of the beverage pouch in the condition shown in FIG. 15;  
FIG. 17 is a rear plan view of the beverage pouch in the condition shown in FIG. 15;  
FIG. 18 is a top view of the beverage pouch in the condition shown in FIG. 15;  
FIG. 19 is a bottom view of the beverage pouch in the condition shown in FIG. 15;  
FIG. 20 is a right side view of the beverage pouch in the condition shown in FIG. 15;  
FIG. 21 is a left side view of the beverage pouch in the condition shown in FIG. 15;  
FIG. 22 is a perspective view of the beverage pouch of FIG. 15 in a filled condition;  
FIG. 23 is a front plan view of the beverage pouch in the condition shown in FIG. 22;  
FIG. 24 is a rear plan view of the beverage pouch in the condition shown in FIG. 22;  
FIG. 25 is a top view of the beverage pouch in the condition shown in FIG. 22;  
FIG. 26 is a bottom view of the beverage pouch in the condition shown in FIG. 22;  
FIG. 27 is a right side view of the beverage pouch in the condition shown in FIG. 22; and,  
FIG. 28 is a left side view of the beverage pouch in the condition shown in FIG. 22.  
The broken lines showing the cap, the eyelet of the handle are for illustrative purposes only and do not form part of the claimed design.

**1 Claim, 18 Drawing Sheets**

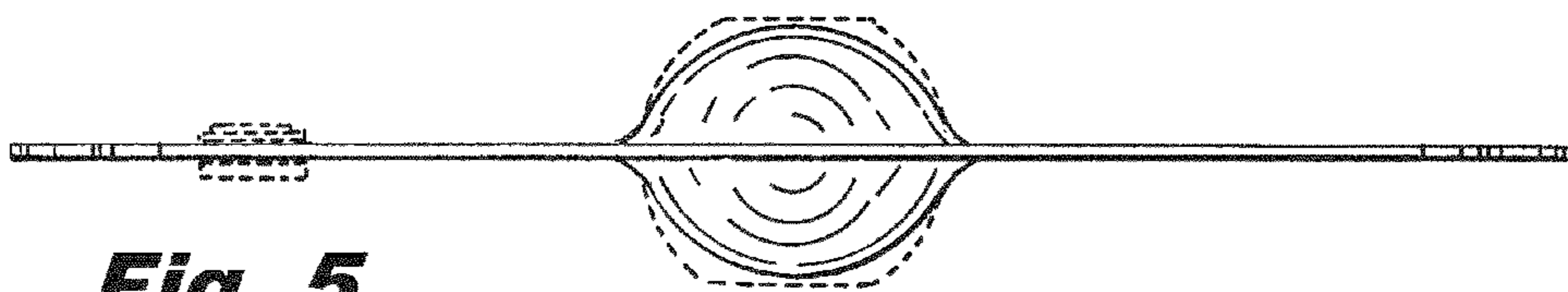


**Fig. 1**

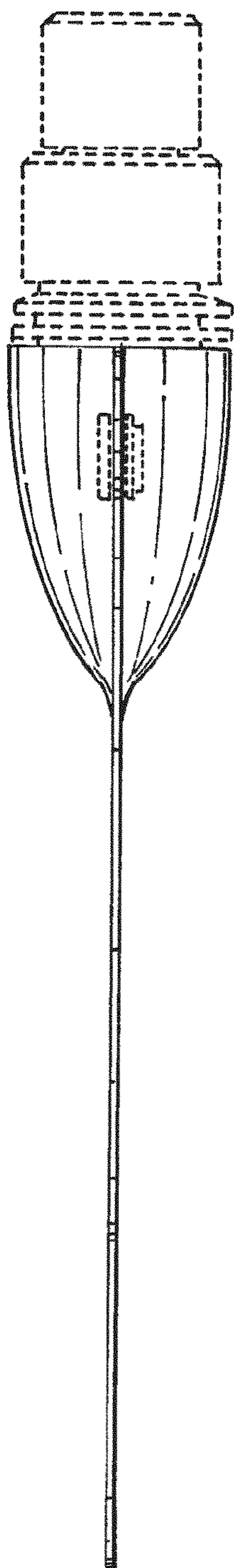




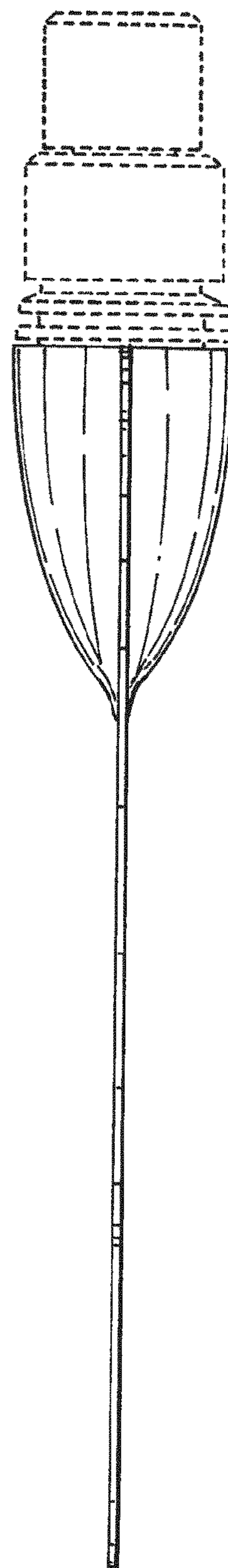
**Fig. 4**



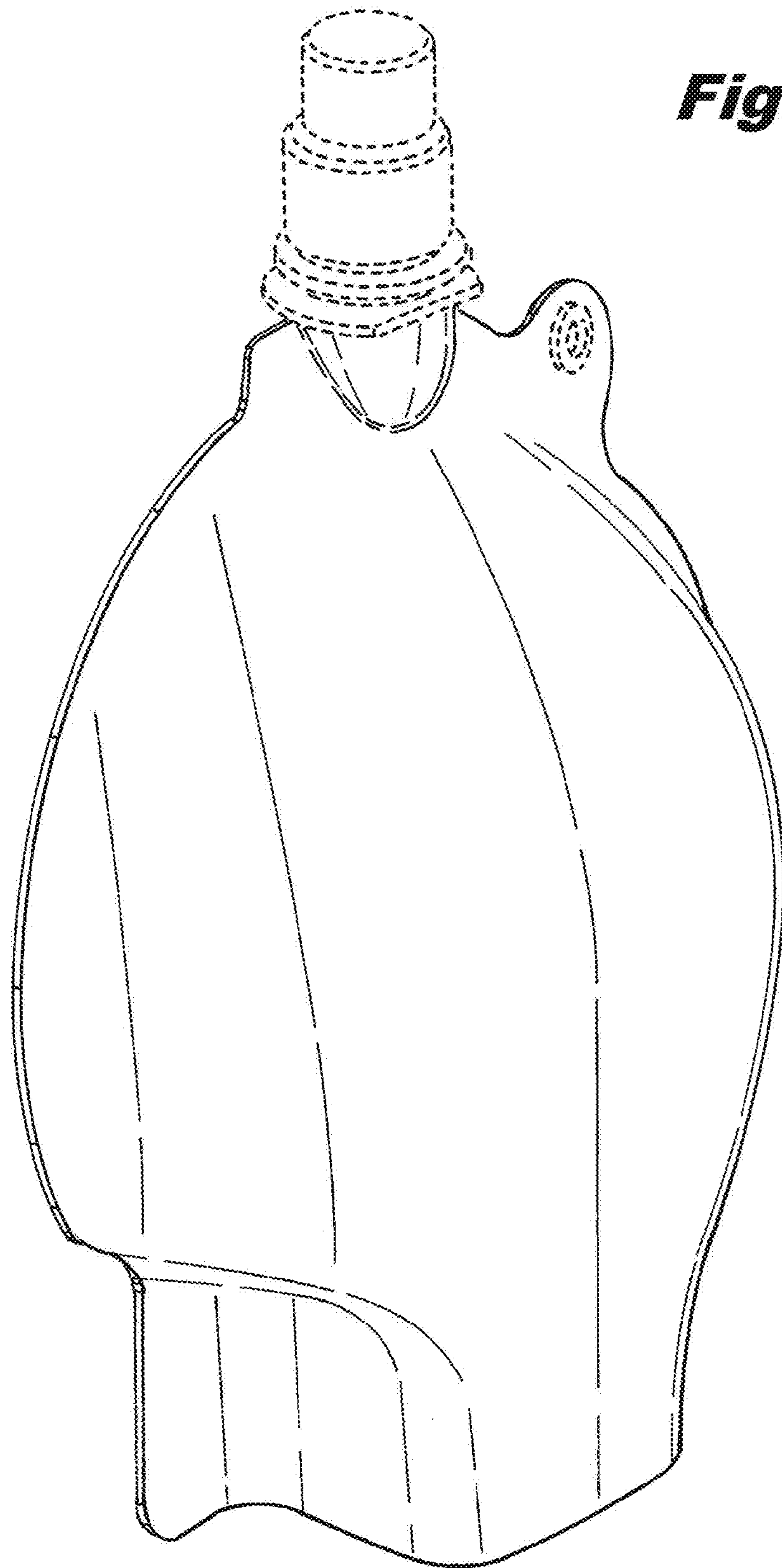
**Fig. 5**



**Fig. 6**

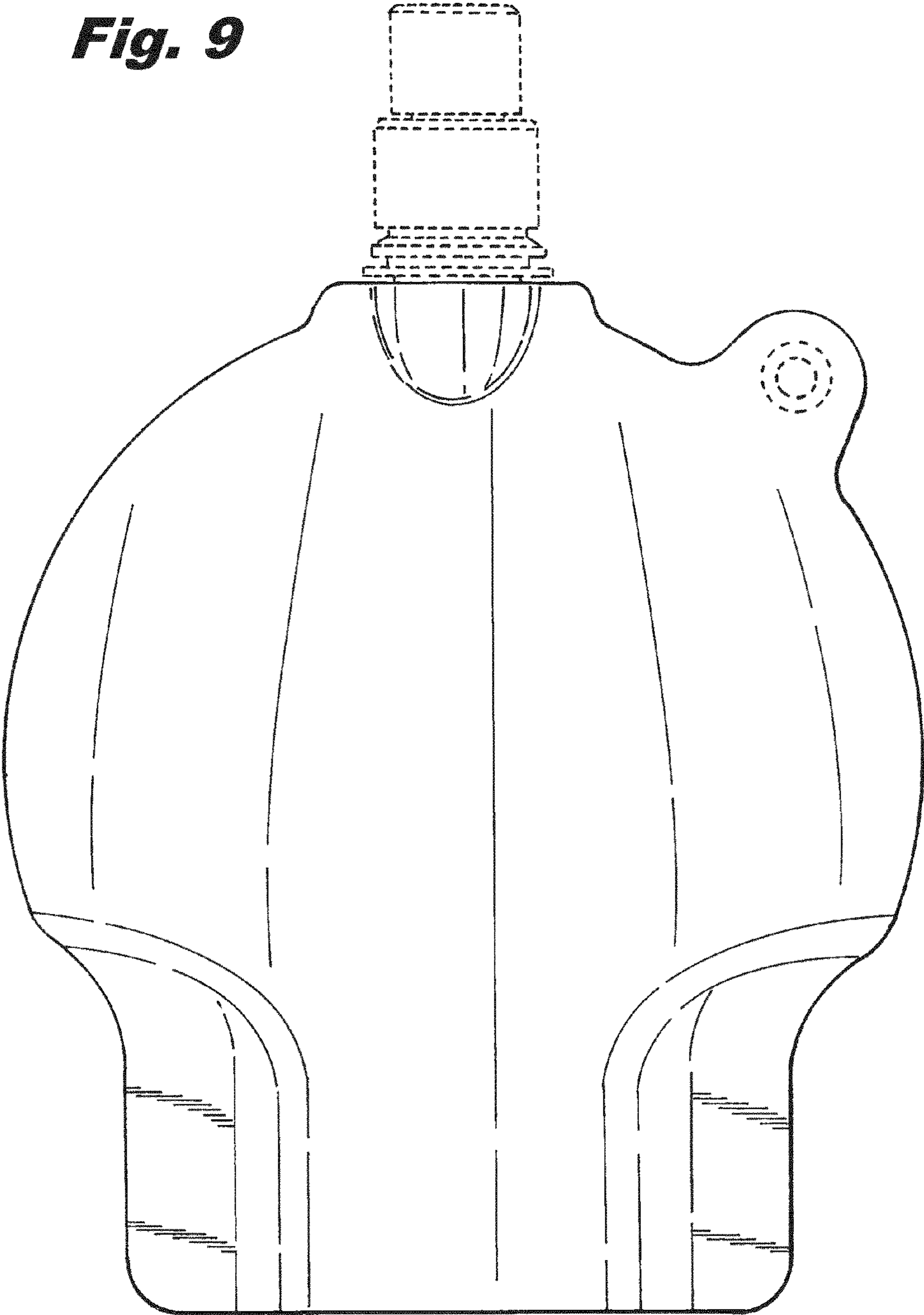


**Fig. 7**



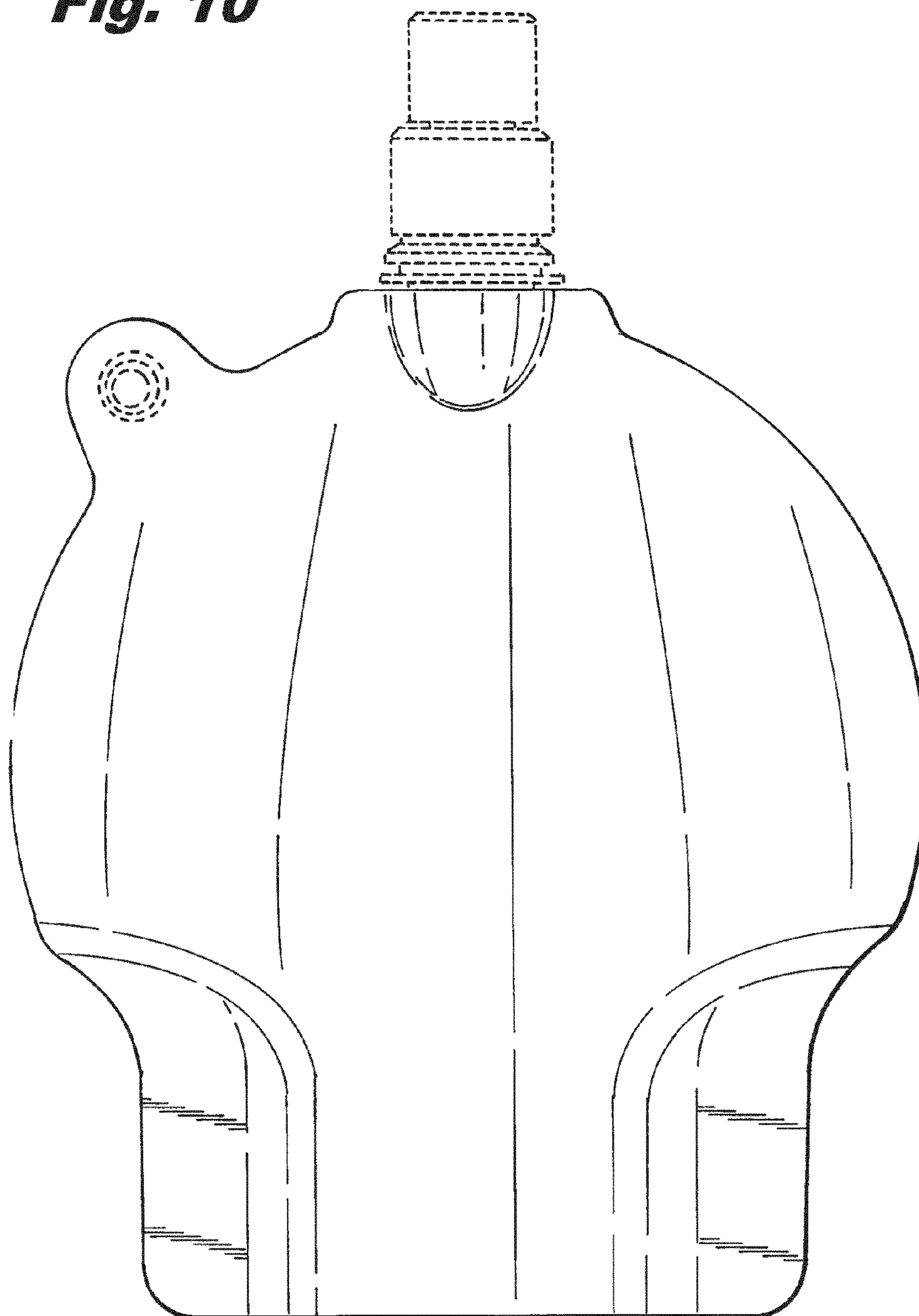
***Fig. 8***

**Fig. 9**

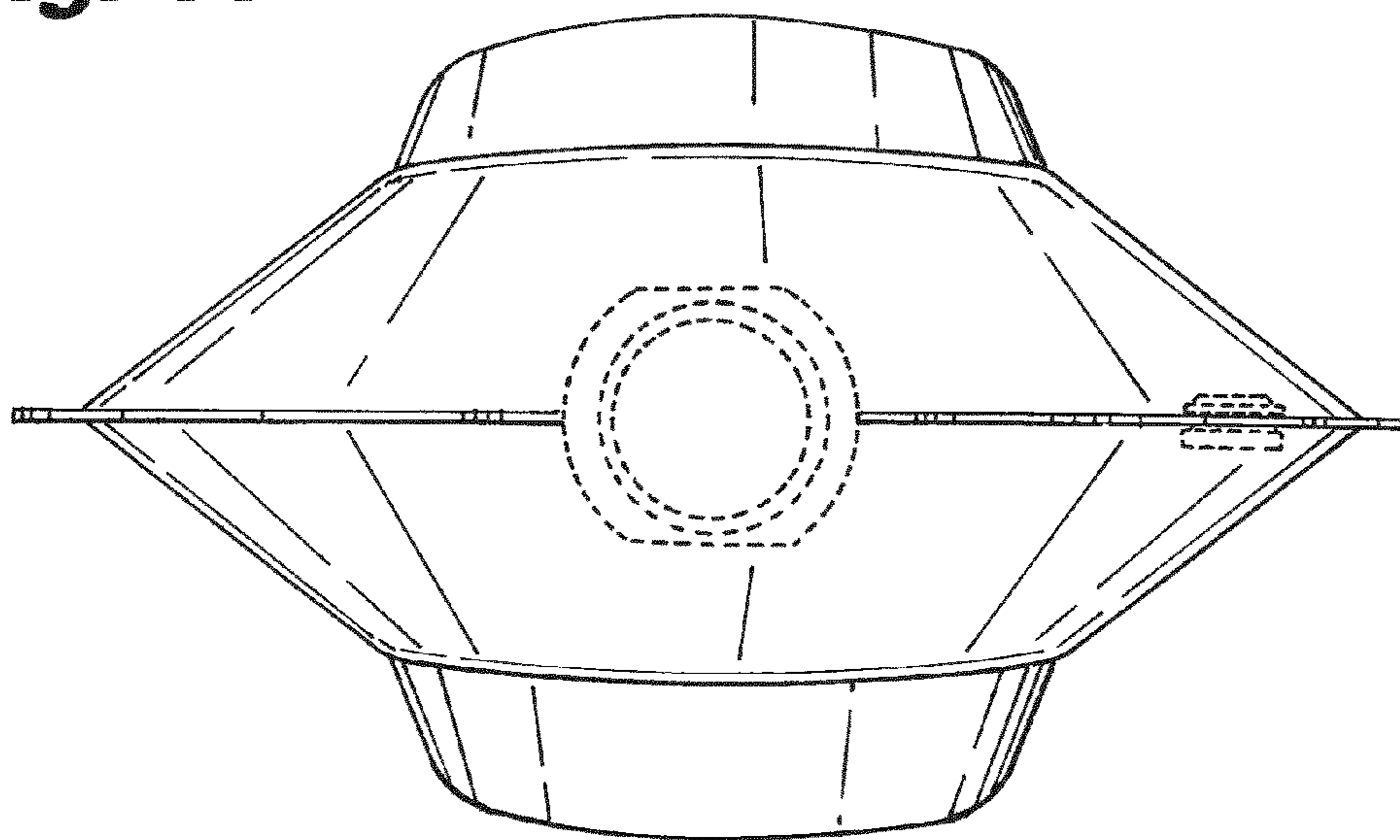




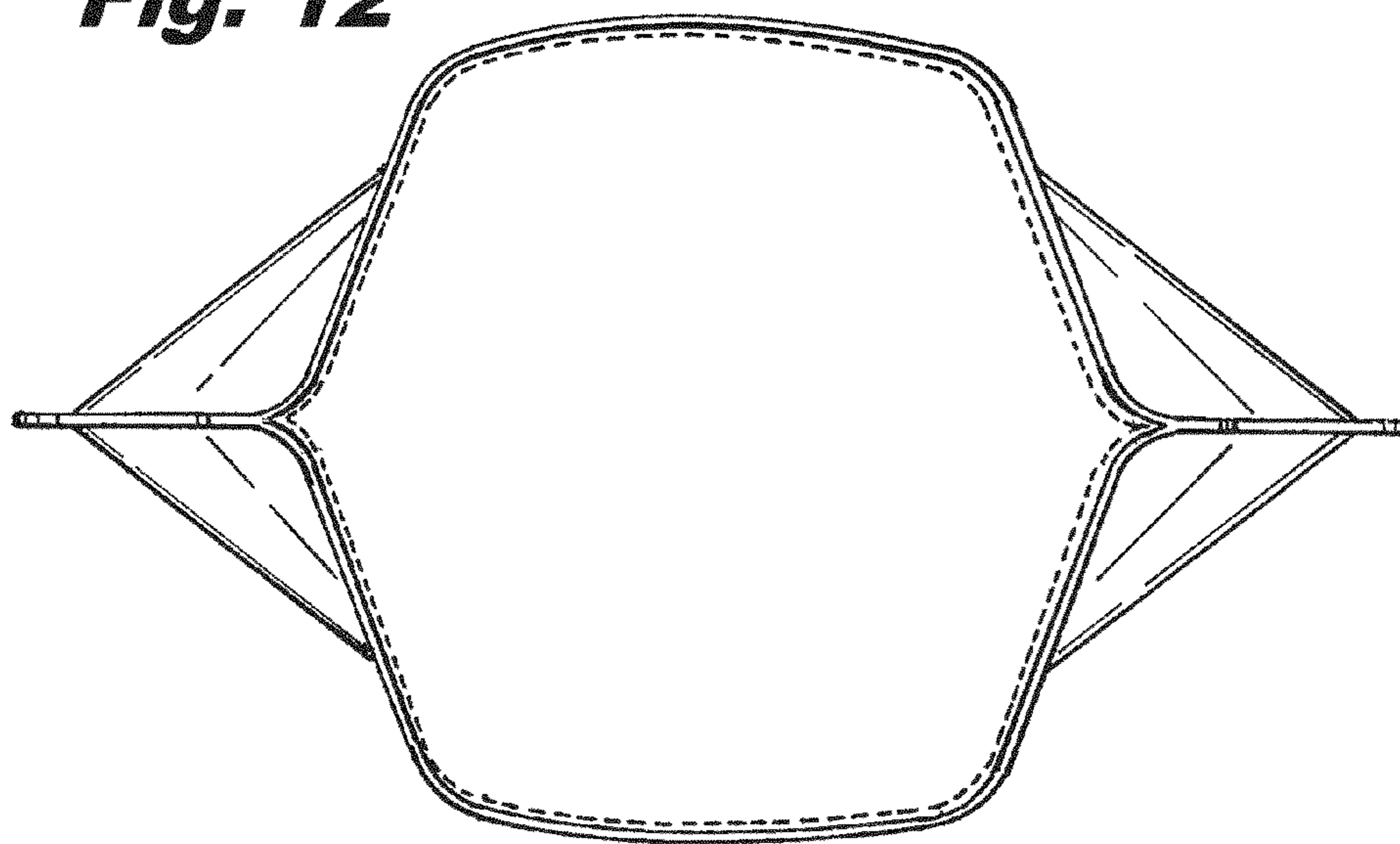
**Fig. 10**




**Fig. 11**

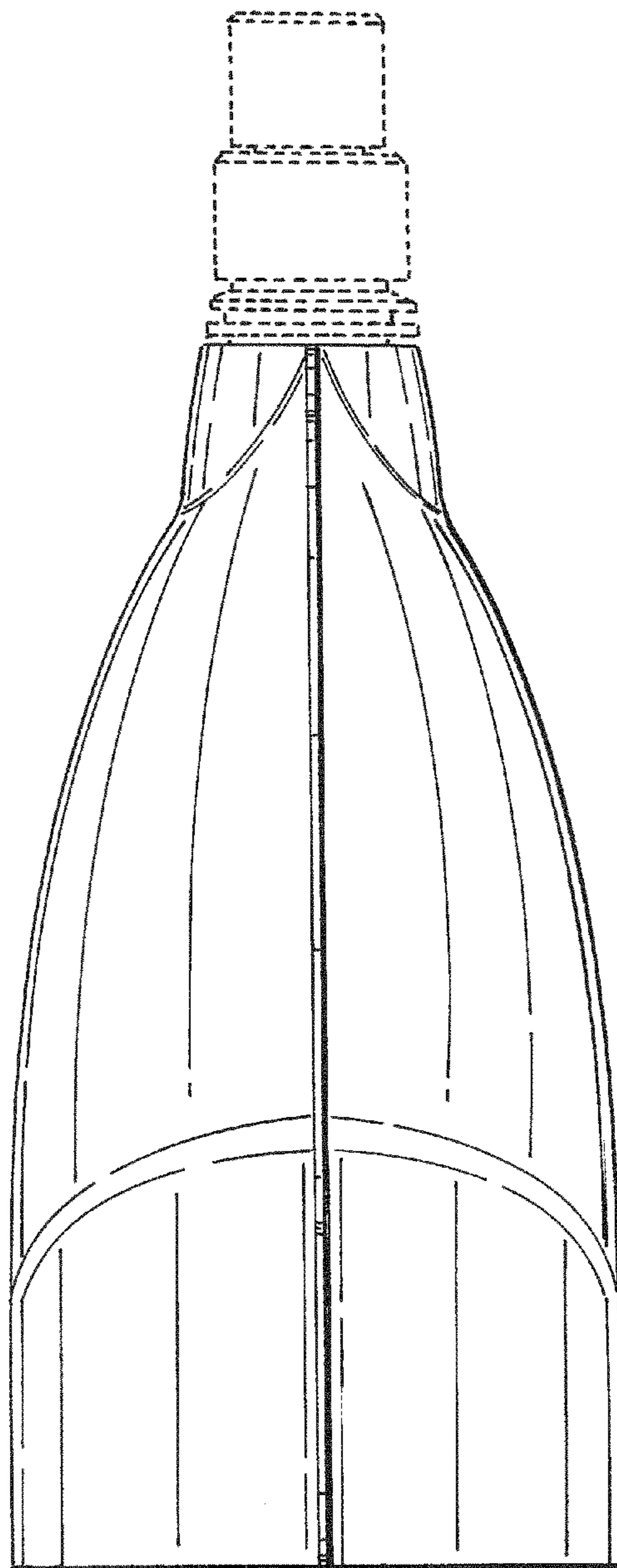


**Fig. 12**

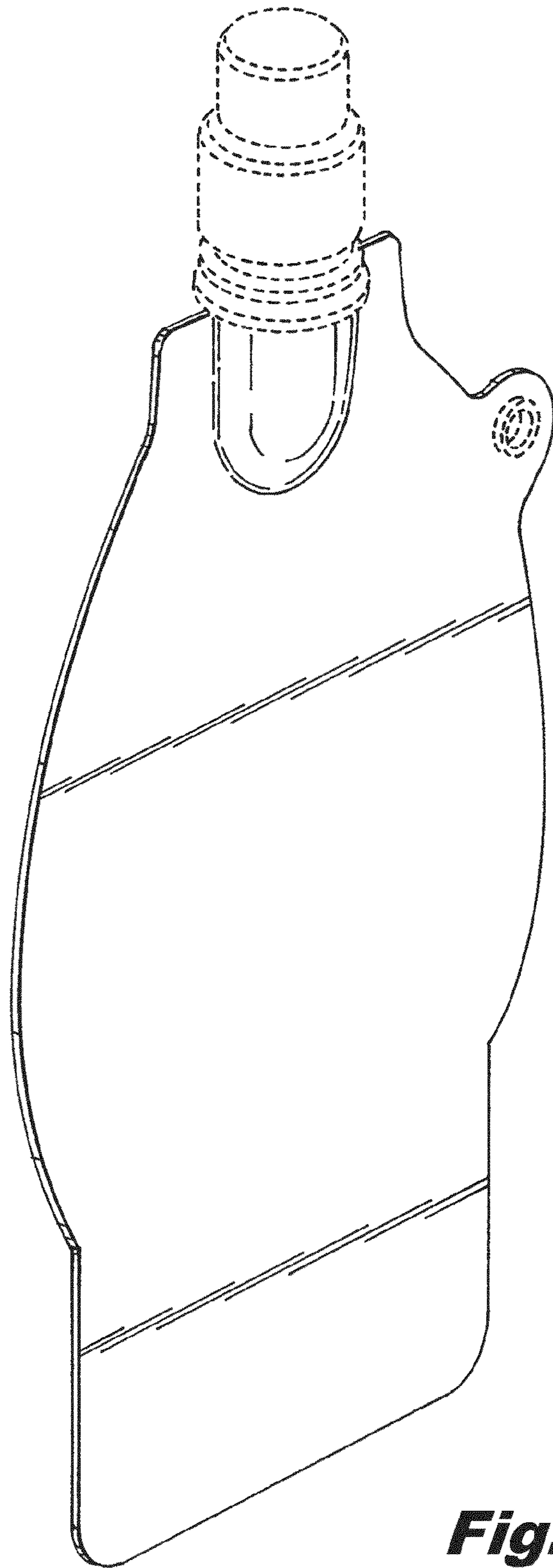




**Fig. 13**

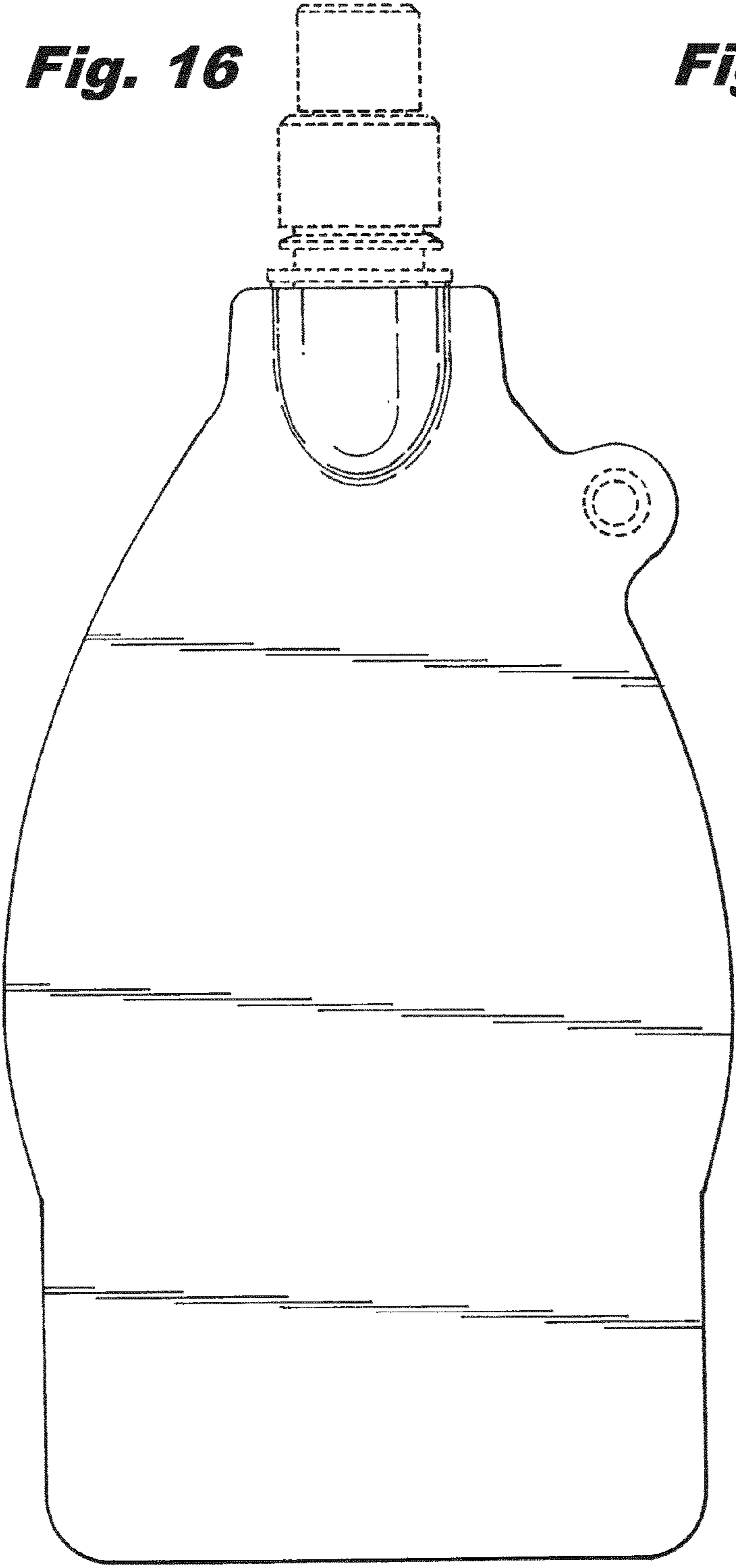


**Fig. 14**

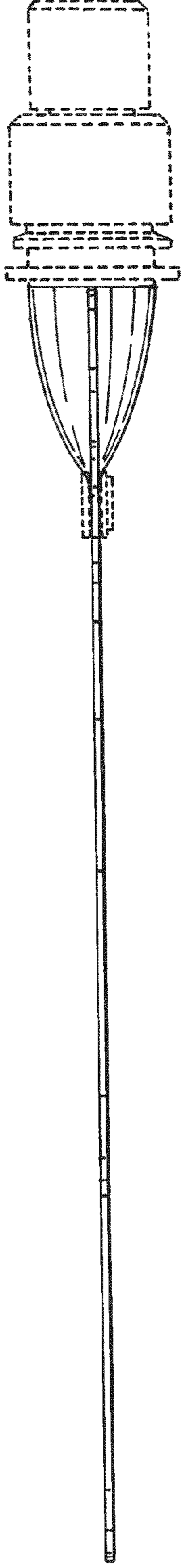


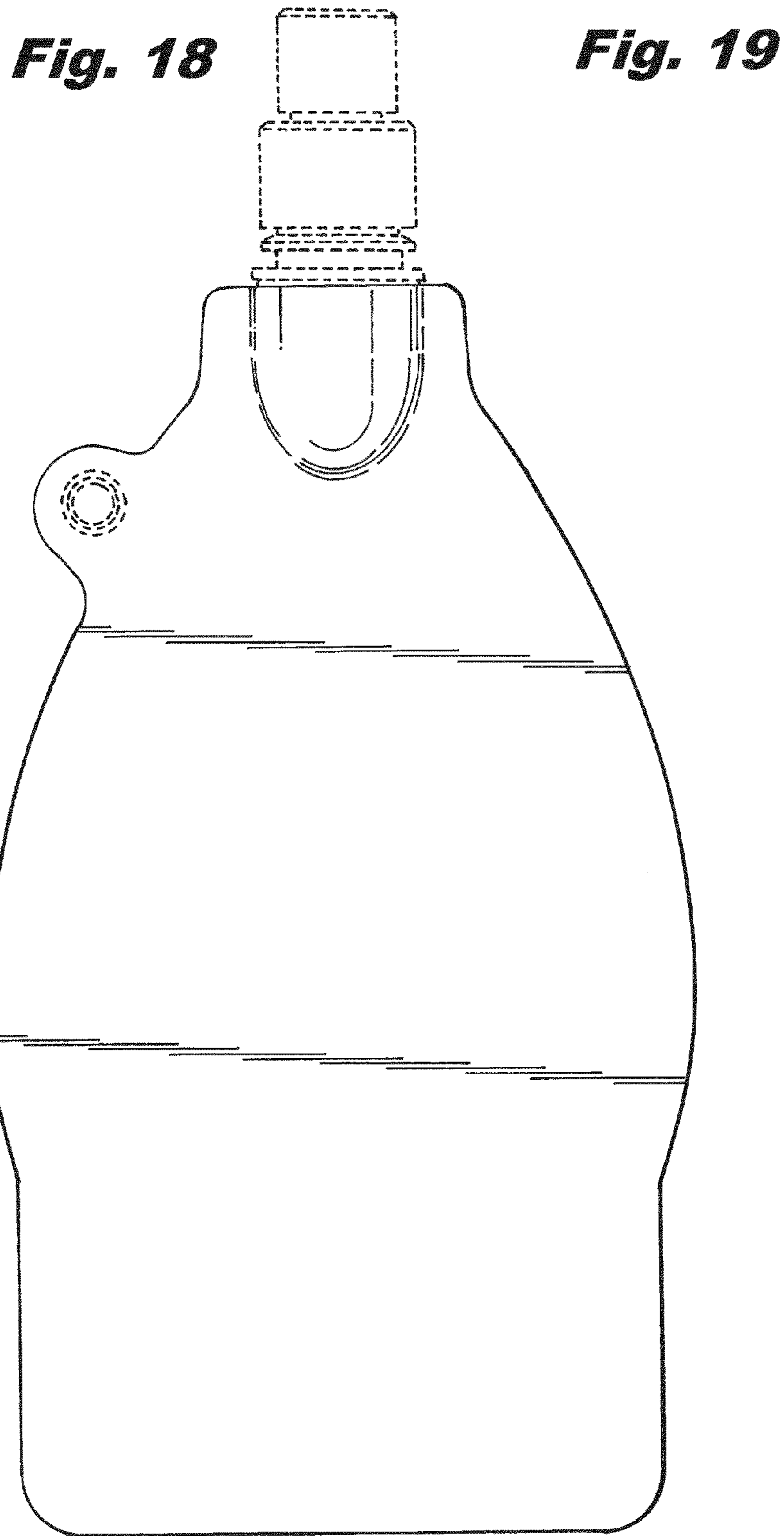
**Fig. 15**

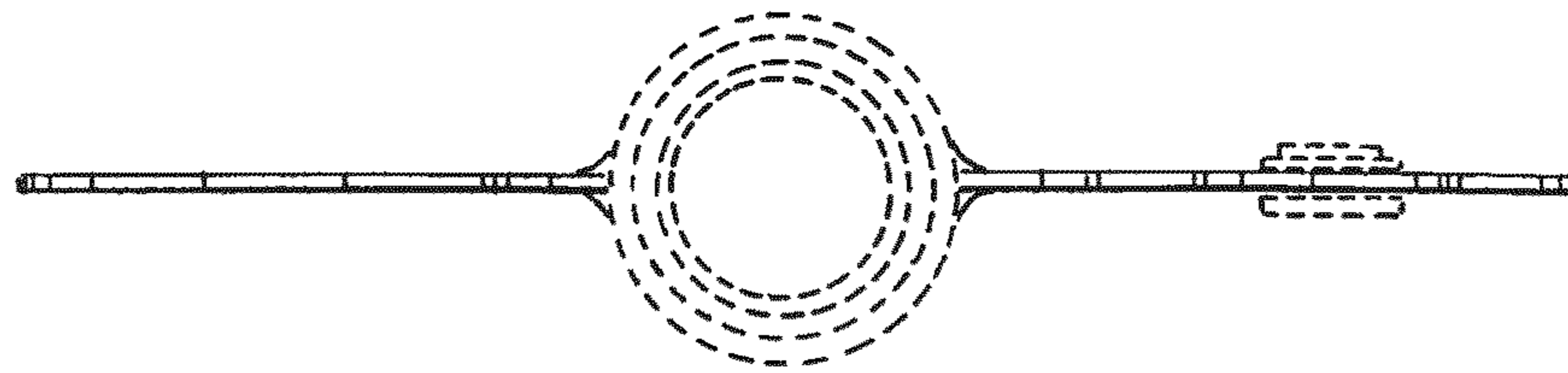
**Fig. 16**



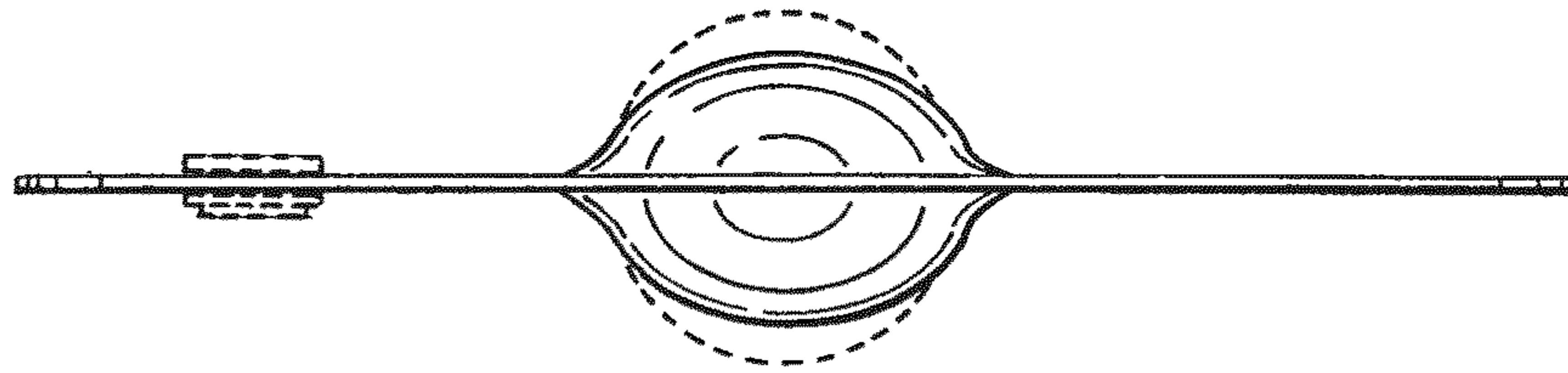
**Fig. 17**







***Fig. 20***




***Fig. 21***

***Fig. 22***



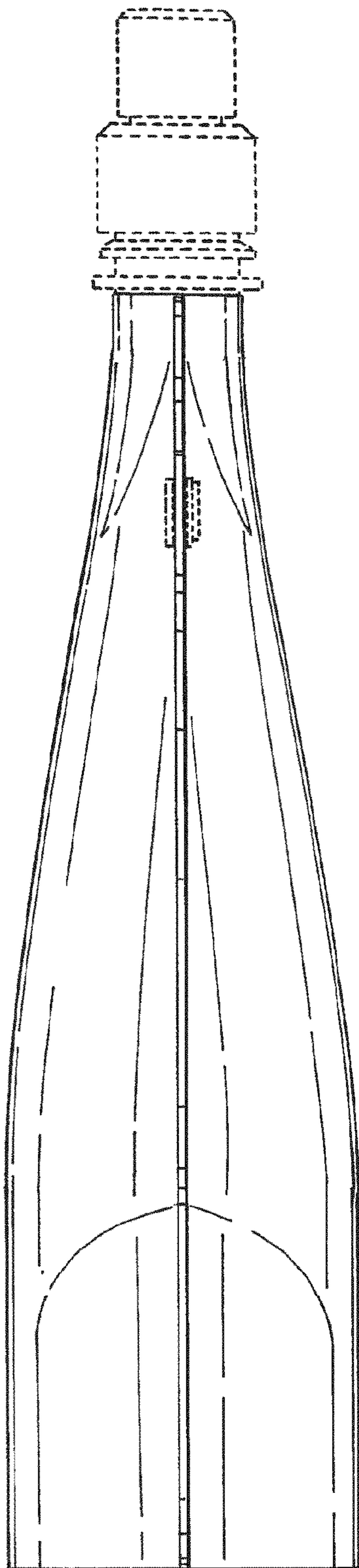


**Fig. 23**

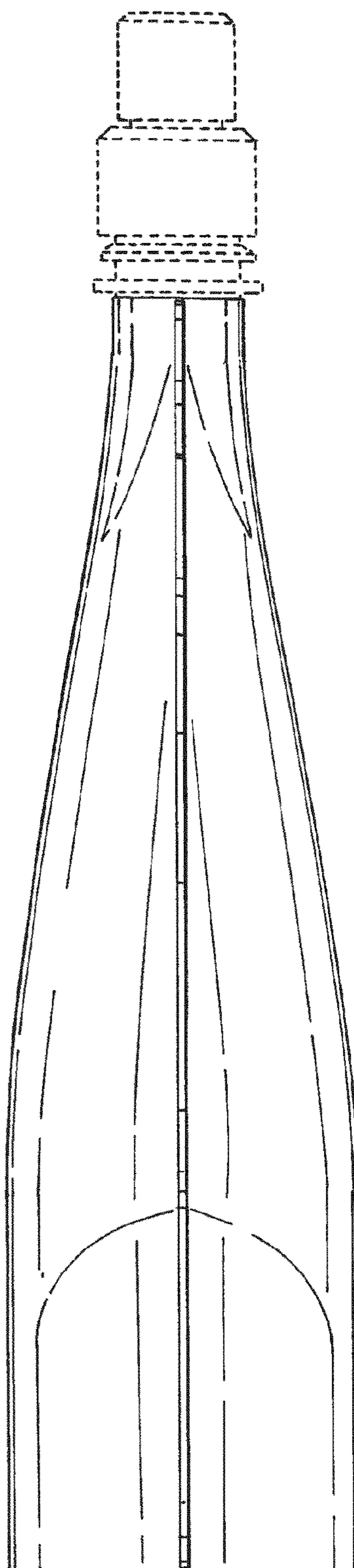




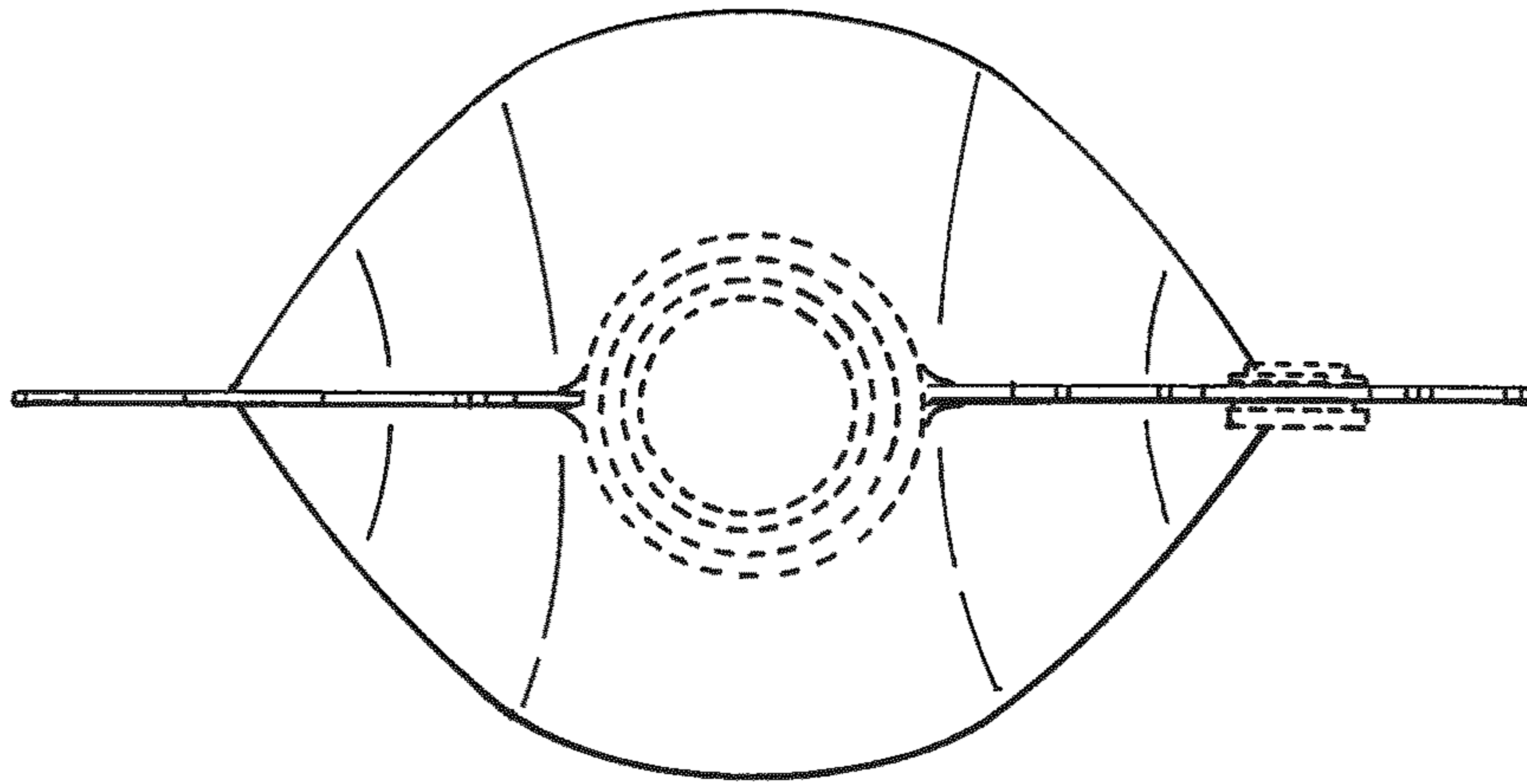
**Fig. 24**



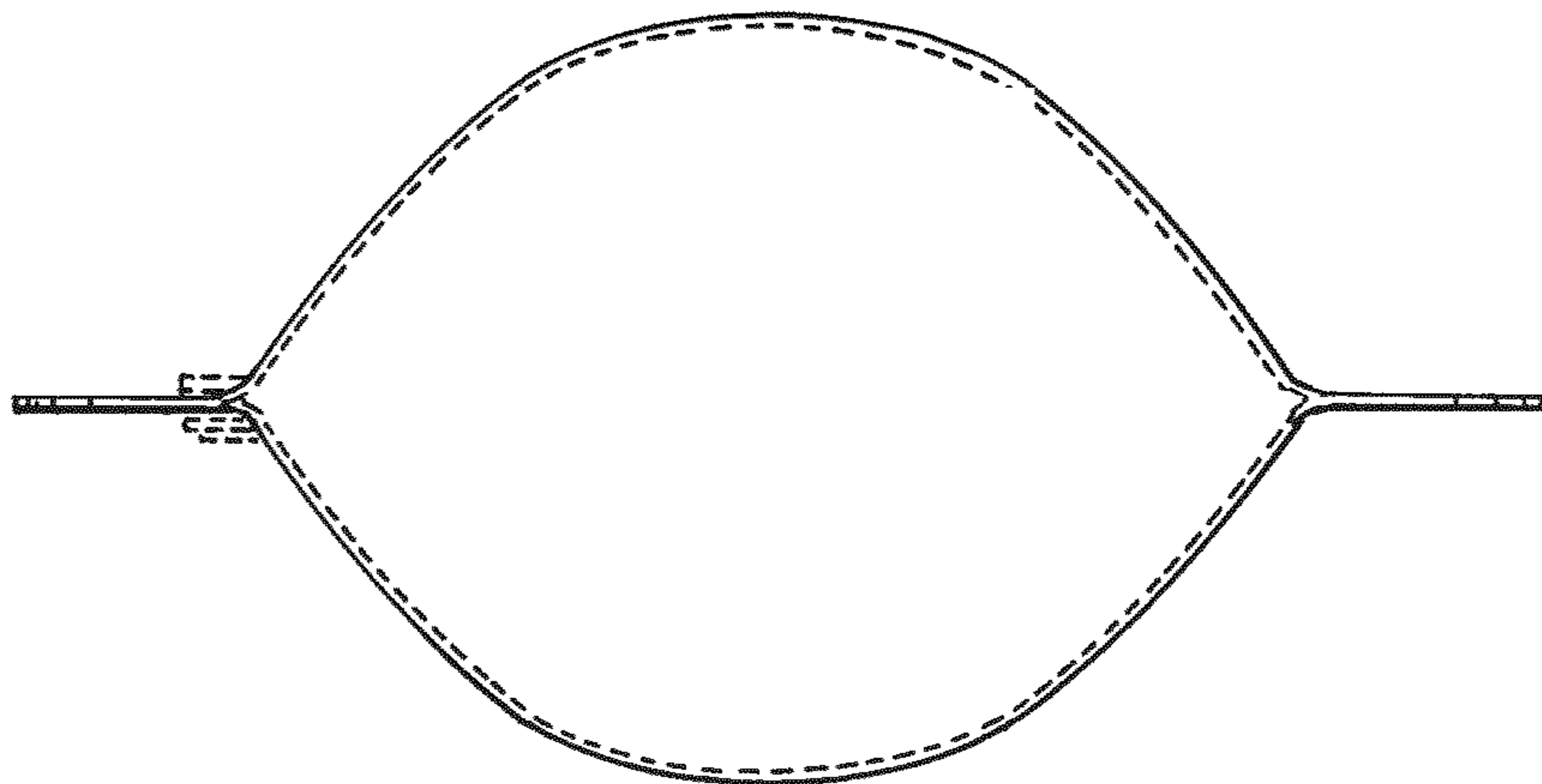
**Fig. 25**



**Fig. 26**



***Fig. 27***



***Fig. 28***