



US00D680437S

(12) **United States Design Patent**  
**Bartolo et al.**

(10) **Patent No.:** **US D680,437 S**  
(45) **Date of Patent:** **\*\* Apr. 23, 2013**

(54) **BOTTLE**

(75) Inventors: **Jose Luis Pinheiro Bartolo**, Groningen (NL); **Jon Perez-Sierra Olea**, Groningen (NL)

(73) Assignee: **Noble Organic Holding B.V.**, Garrelsweer (NL)

(\*\*) Term: **14 Years**

(21) Appl. No.: **29/400,457**

(22) Filed: **Aug. 29, 2011**

(51) **LOC (9) Cl.** ..... **09-01**

(52) **U.S. Cl.**  
USPC ..... **D9/540; D9/537; D9/539; D9/558; D9/571**

(58) **Field of Classification Search** ..... D9/682, D9/688-690, 692, 694, 516, 522, 529, 537-540, D9/545, 549, 551, 558, 571, 574-575; D7/510-512; 215/381-385; 220/660, 669-670, 675  
See application file for complete search history.

(56) **References Cited**

**U.S. PATENT DOCUMENTS**

D210,067 S *	2/1968	Abe	.....	D9/529
D234,748 S *	4/1975	Carstens	.....	D9/522
D239,697 S *	4/1976	Hunt	.....	D9/522
D261,361 S *	10/1981	Epperson	.....	D9/529 X
D287,936 S *	1/1987	Mills et al.	.....	D9/522

D325,519 S *	4/1992	Proctor	.....	D9/522
D340,868 S *	11/1993	Gormley	.....	D9/558
D460,696 S *	7/2002	Goettner	.....	D9/539 X
D472,136 S *	3/2003	Hermann	.....	D9/558
D488,386 S *	4/2004	Hall et al.	.....	D9/550
D548,104 S *	8/2007	Waldner	.....	D9/571
D548,105 S *	8/2007	Waldner	.....	D9/571
D561,035 S *	2/2008	Leslie et al.	.....	D9/551 X
D573,027 S *	7/2008	Bertelli	.....	D9/550 X
D595,140 S *	6/2009	Reimann et al.	.....	D9/540
D609,104 S *	2/2010	Ablo	.....	D9/538
D610,911 S *	3/2010	Kim et al.	.....	D9/537 X
D611,355 S *	3/2010	Kim et al.	.....	D9/540
D616,306 S *	5/2010	Coury	.....	D9/539 X
D644,521 S *	9/2011	Howell et al.	.....	D9/571 X
D655,172 S *	3/2012	Brooks et al.	.....	D9/575 X
D661,594 S *	6/2012	Renieris	.....	D9/544 X
2009/0134111 A1 *	5/2009	Schroeder	.....	215/383 X

\* cited by examiner

*Primary Examiner* — Carol P Rademaker

(74) *Attorney, Agent, or Firm* — Jordan IP Law, LLC; Todd A. Vaughn

(57) **CLAIM**

The ornamental design for a bottle, as shown and described.

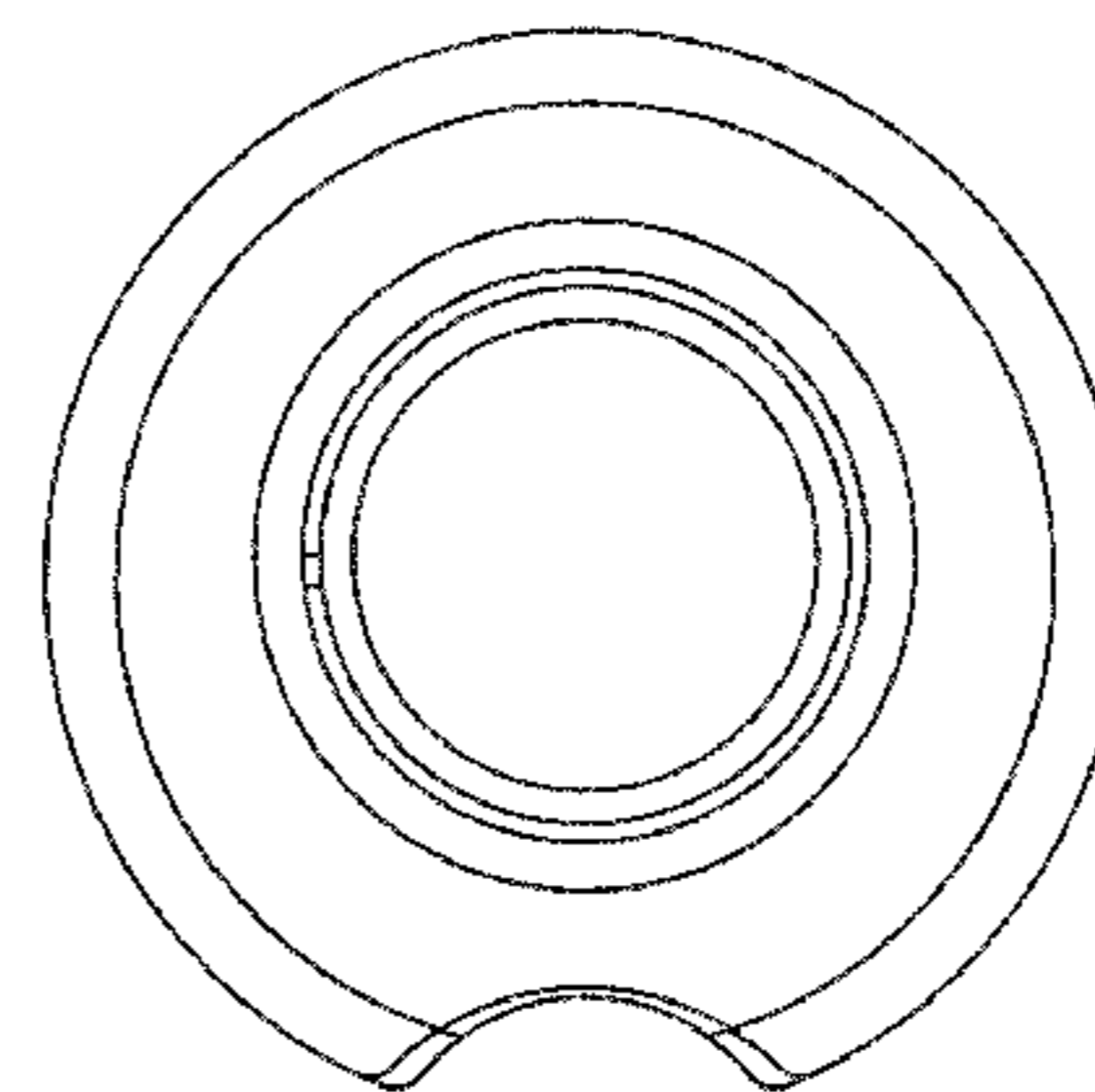
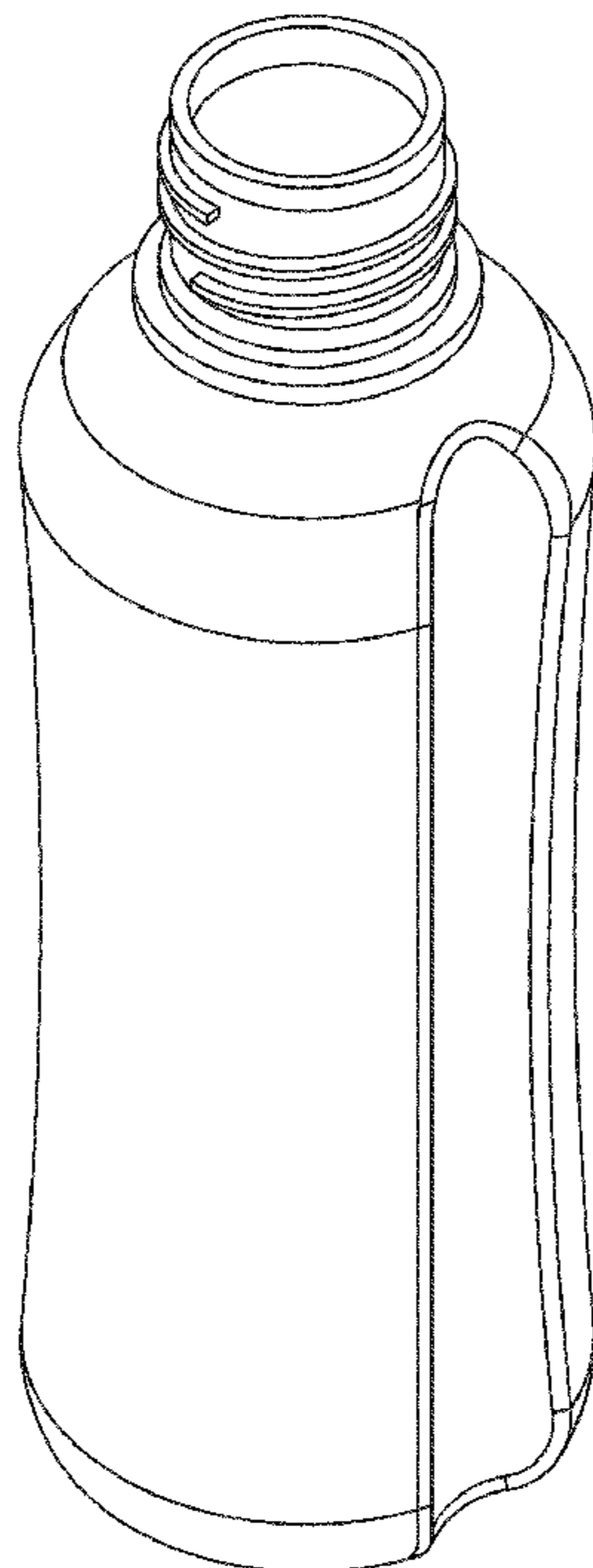
**DESCRIPTION**

FIG. 1 is a top, front, left side perspective view in accordance with the invention;

FIG. 2 is a front elevational view thereof; and,

FIG. 3 is a top plan view thereof.

**1 Claim, 3 Drawing Sheets**



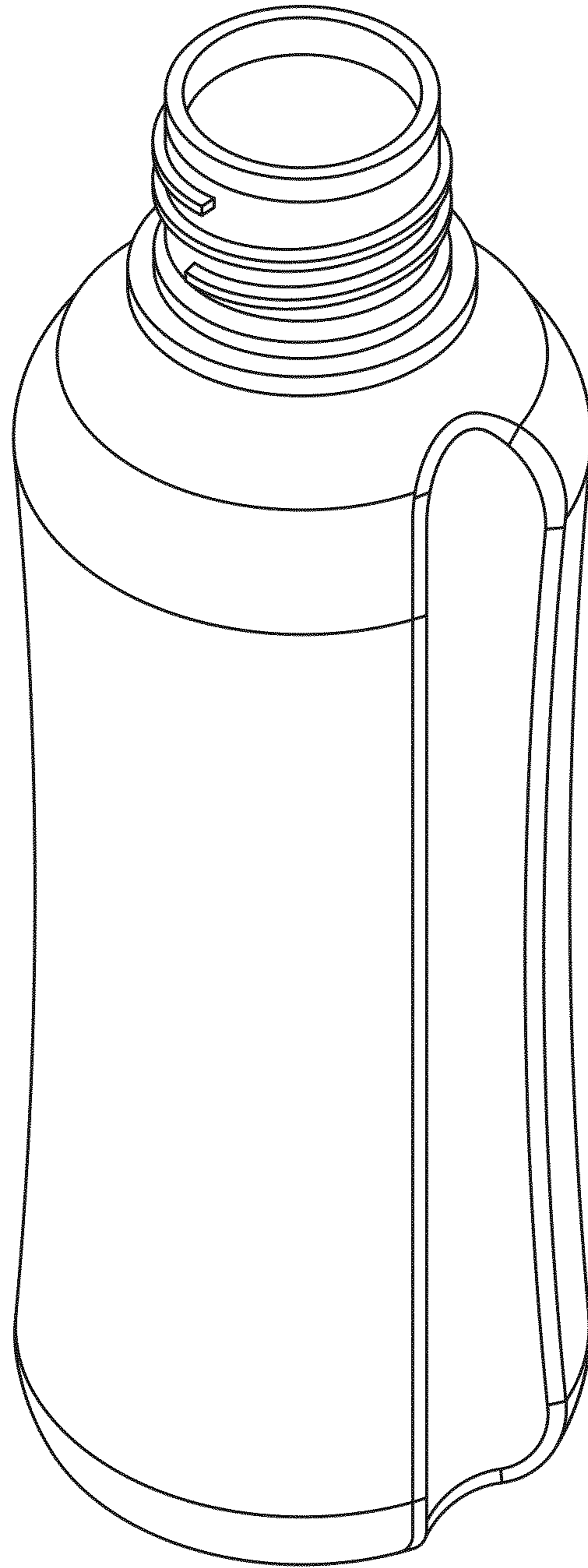


FIG.1

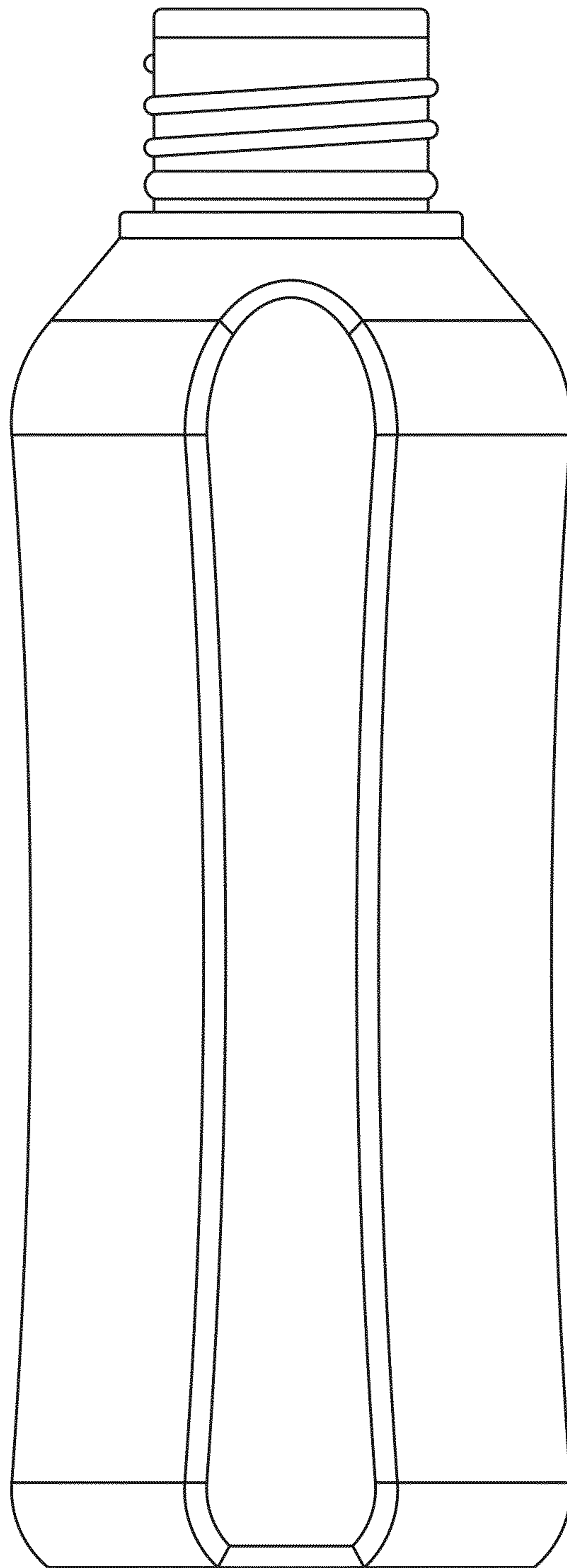


FIG. 2

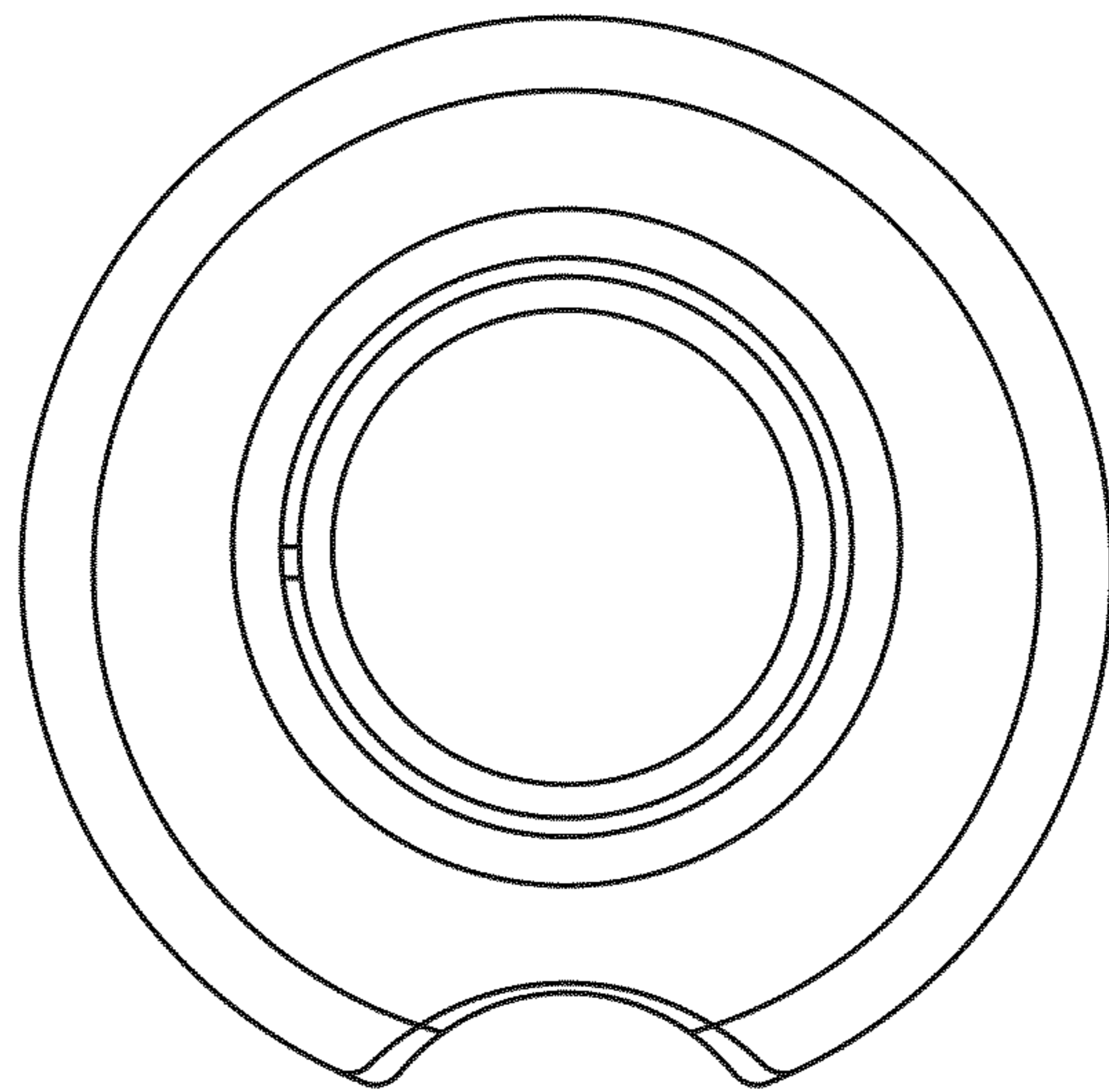


FIG.3