



US00D680436S

(12) **United States Design Patent**  
**Sanchez**

(10) **Patent No.:** **US D680,436 S**

(45) **Date of Patent:** **\*\* Apr. 23, 2013**

(54) **BOTTLE**

(75) **Inventor:** **Moses Sanchez**, Burbank, CA (US)

(73) **Assignee:** **El Padrino Spirits, Inc.**, Glendale, CA (US)

(\*\*) **Term:** **14 Years**

(21) **Appl. No.:** **29/374,538**

(22) **Filed:** **Aug. 30, 2011**

(51) **LOC (9) Cl.** ..... **09-01**

(52) **U.S. Cl.**  
USPC ..... **D9/522; D9/523; D9/543; D9/565; D9/575**

(58) **Field of Classification Search** ..... **D9/682, D9/687, 690-694, 516, 522-523, 529-530, D9/537-544, 546, 552, 565, 574-575, 435, D9/449, 454; 215/381-385**

See application file for complete search history.

(56) **References Cited**

**U.S. PATENT DOCUMENTS**

D216,460 S *	1/1970	Gibson	.....	D9/529 X
D220,249 S *	3/1971	Gould	.....	D9/522
D226,303 S *	2/1973	Kretz	.....	D9/543 X
D240,592 S *	7/1976	Koenigsberg	.....	D9/523
D269,248 S *	6/1983	Ziccardi	.....	D9/544 X
D301,688 S *	6/1989	Green	.....	D9/741
D308,480 S *	6/1990	Hoyt	.....	D9/549
D334,795 S *	4/1993	Demarest	.....	D9/523 X

D429,161 S *	8/2000	LePage	.....	D9/572 X
D442,490 S *	5/2001	LePage	.....	D9/523
D444,068 S *	6/2001	Farris	.....	D9/530
D449,778 S *	10/2001	Legoupil et al.	.....	D9/743
D450,245 S *	11/2001	Schultz	.....	D9/522
D482,971 S *	12/2003	Durant et al.	.....	D9/575 X
D485,184 S *	1/2004	Hay et al.	.....	D9/522
D507,174 S *	7/2005	Katz et al.	.....	D9/738
D507,738 S *	7/2005	Wagner	.....	D9/529 X
D510,868 S *	10/2005	Rae	.....	D9/522
D522,370 S *	6/2006	Hainaut	.....	D9/575 X
D526,201 S *	8/2006	Bakic	.....	D9/522
D526,202 S *	8/2006	Bakic	.....	D9/522
D558,575 S *	1/2008	Van Der Krogt et al.	.....	D9/522
D558,604 S *	1/2008	Dohm et al.	.....	D9/544 X
D561,031 S *	2/2008	Lin	.....	D9/575 X

\* cited by examiner

*Primary Examiner* — Carol P Rademaker

(74) *Attorney, Agent, or Firm* — Justin Lampel

(57) **CLAIM**

The ornamental design for a bottle, as shown and described.

**DESCRIPTION**

FIG. 1 is a top, front, right side perspective view of a bottle showing my new design;

FIG. 2 is a right side elevational view thereof;

FIG. 3 is a front elevational view thereof;

FIG. 4 is a left side elevational view thereof;

FIG. 5 is a top plan view thereof; and,

FIG. 6 is a bottom plan view thereof.

**1 Claim, 5 Drawing Sheets**

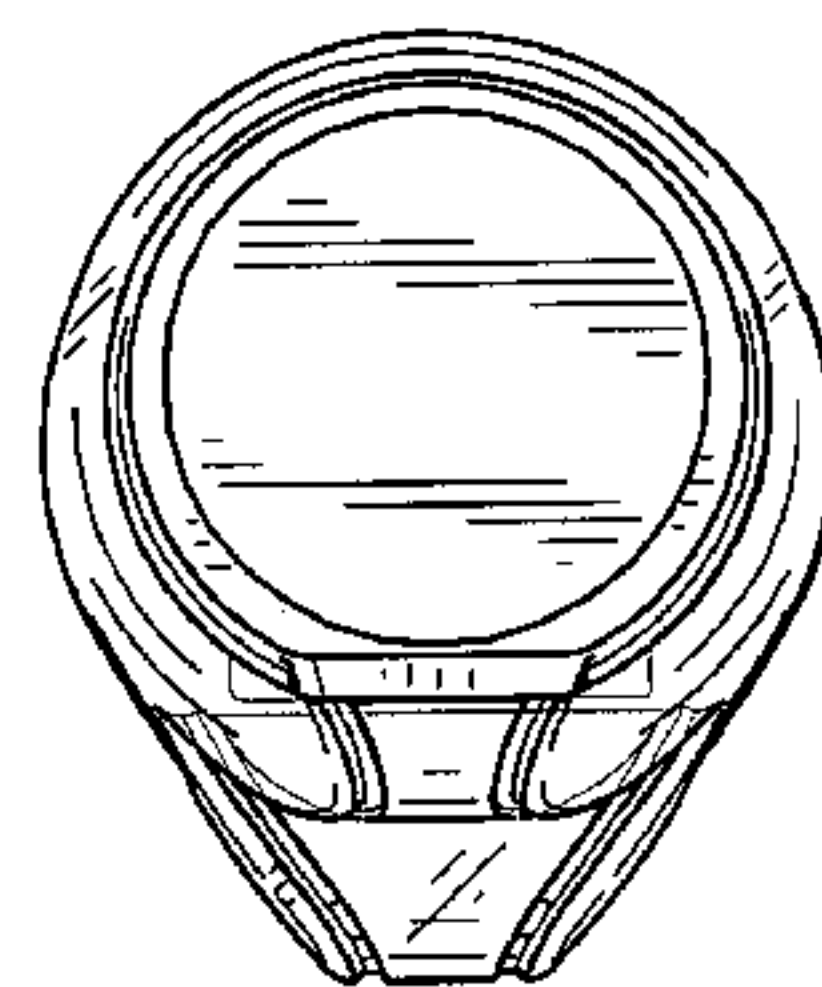
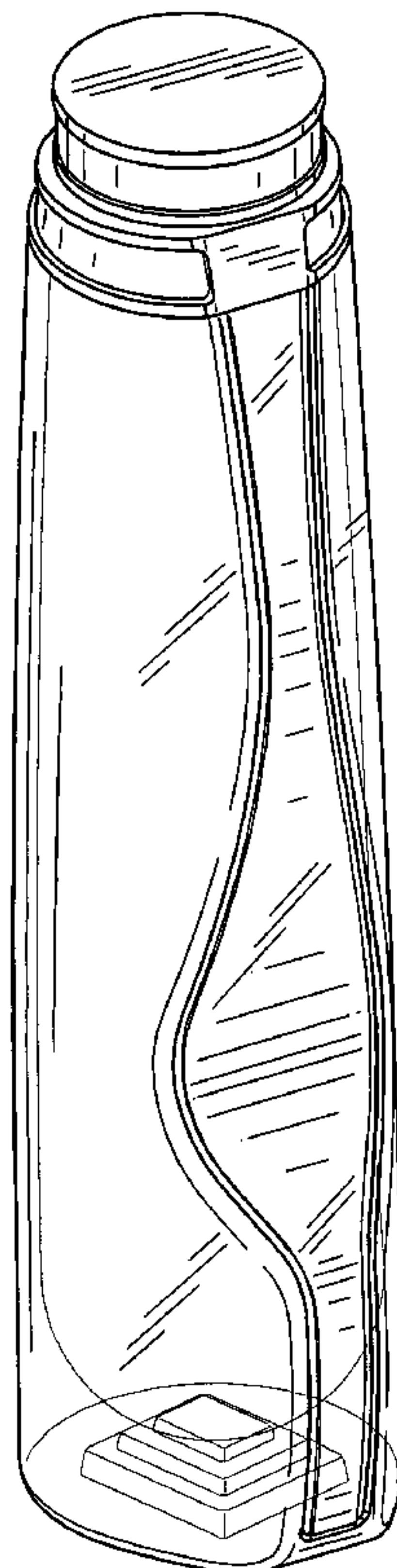


FIG. 1

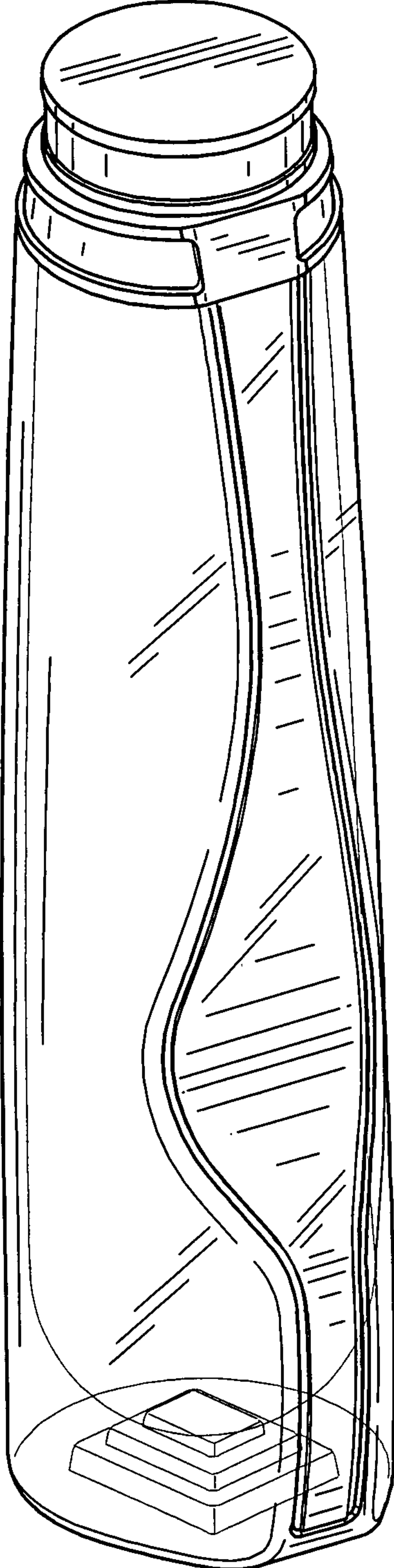


FIG. 2

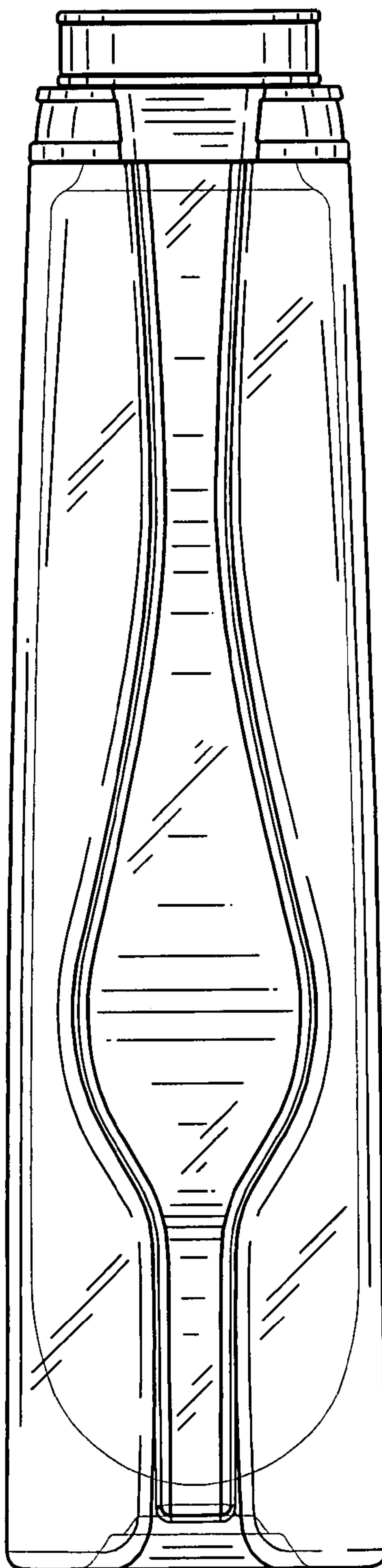



FIG. 3



FIG. 4



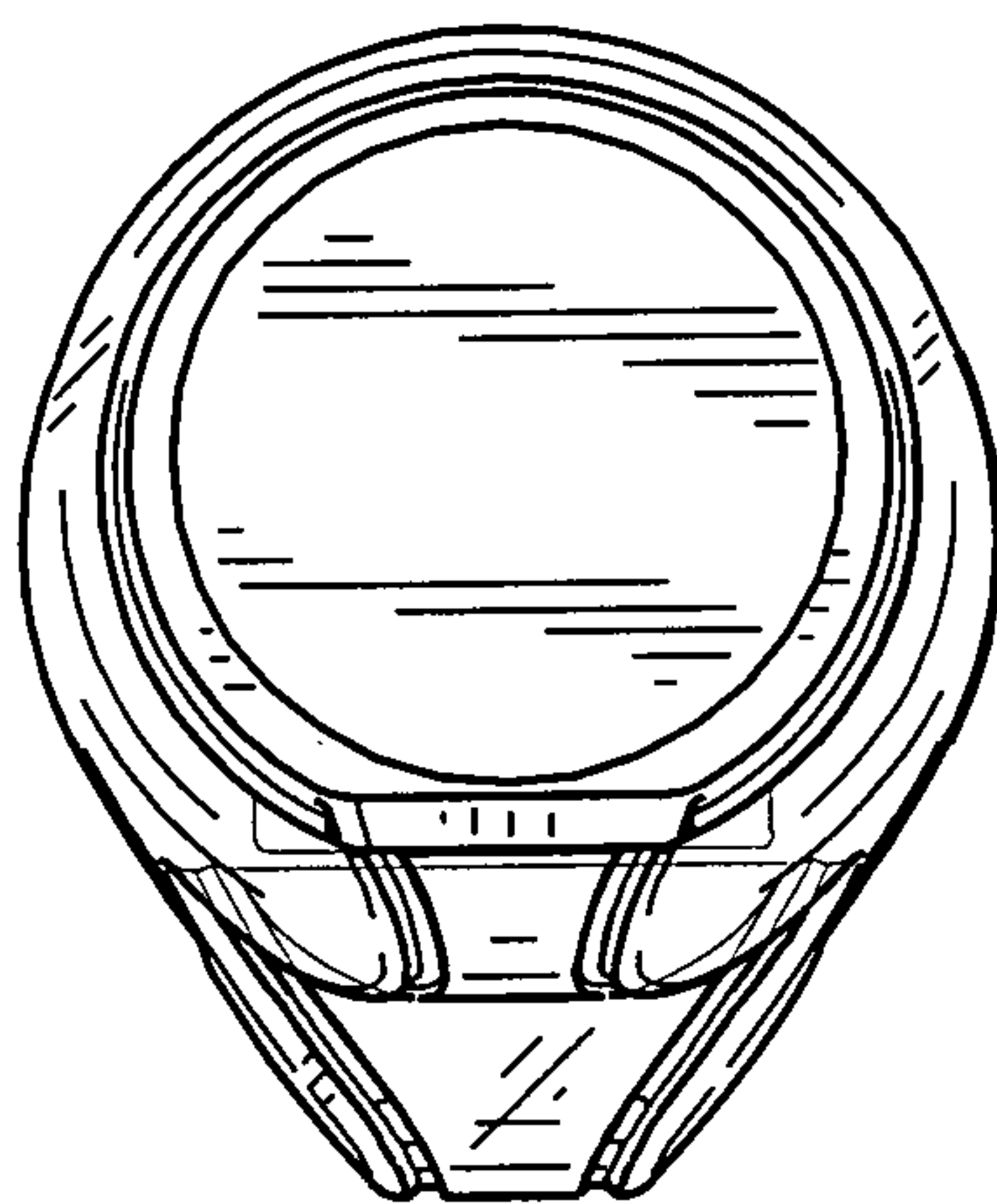


FIG. 5

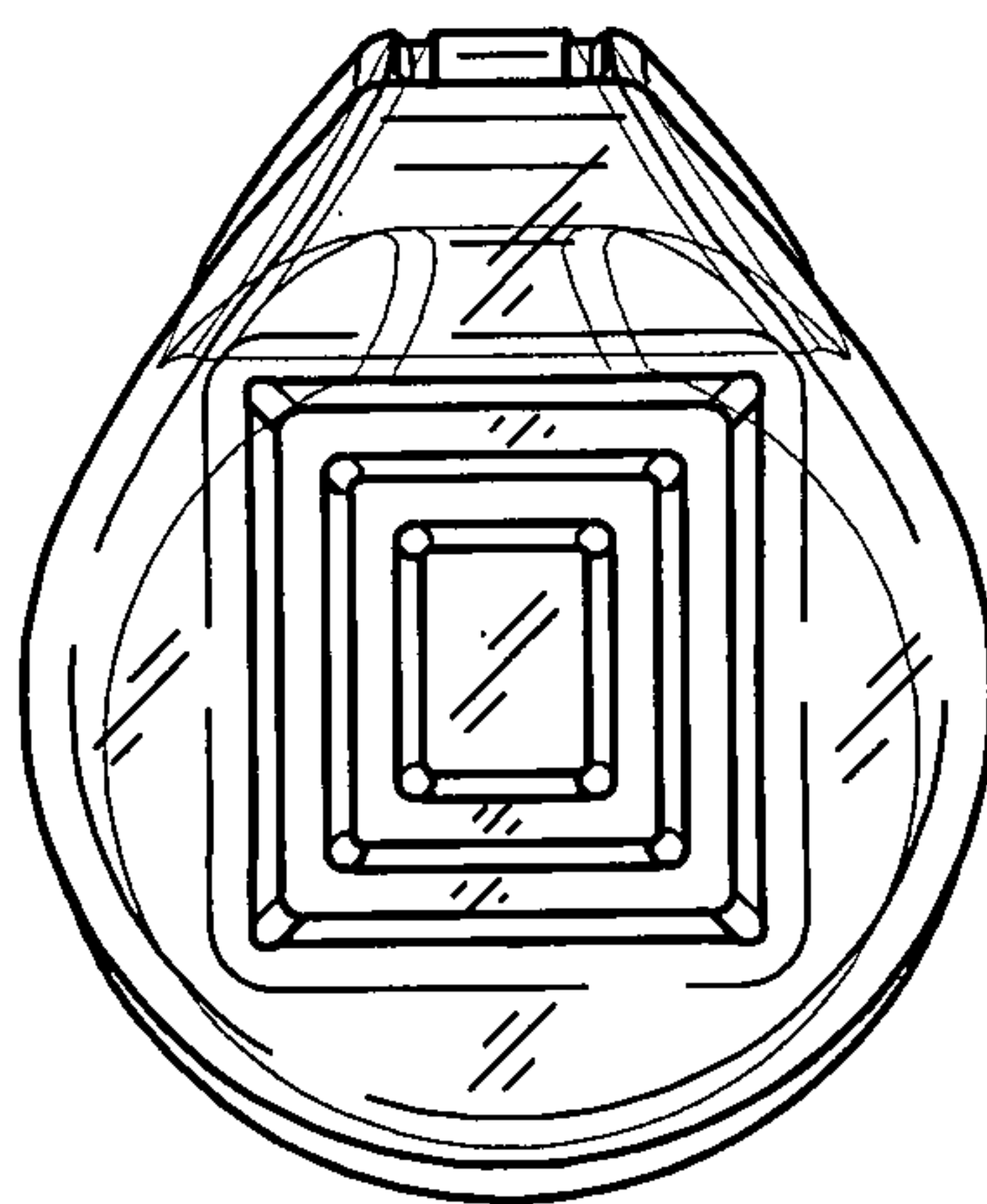


FIG. 6