



US00D680430S

(12) **United States Design Patent**
Nickel et al.

(10) **Patent No.:** **US D680,430 S**
(45) **Date of Patent:** **** Apr. 23, 2013**

- (54) **CAP FOR DISPENSING TUBE**
- (71) Applicants: **Dirk K. Nickel**, Mukwonago, WI (US);
Donald A. Lehman, Chicago, IL (US)
- (72) Inventors: **Dirk K. Nickel**, Mukwonago, WI (US);
Donald A. Lehman, Chicago, IL (US)
- (73) Assignee: **S.C. Johnson & Son, Inc.**, Racine, WI (US)

D210,517 S	3/1968	Baratte	
D317,715 S *	6/1991	Bauwens	D9/697
D412,107 S *	7/1999	Bosshardt	D9/697
D424,437 S *	5/2000	Smith	D9/436
D432,915 S *	10/2000	Smith	D9/436
D476,568 S	7/2003	Mechtold et al.	
D477,215 S *	7/2003	Mechtold et al.	D9/699
D507,351 S *	7/2005	Birnboim	D24/224
D515,435 S *	2/2006	Muehlhausen	D9/695
D552,992 S	10/2007	Spencer	
D642,932 S	8/2011	Nickel et al.	
D652,739 S	1/2012	Komai	

(**) Term: **14 Years**

* cited by examiner

(21) Appl. No.: **29/438,329**

Primary Examiner — Susan Bennett Hattan

(22) Filed: **Nov. 29, 2012**

Related U.S. Application Data

- (62) Division of application No. 29/383,004, filed on Jan. 11, 2011.
- (51) **LOC (9) Cl.** **09-07**
- (52) **U.S. Cl.**
USPC **D9/436**; D9/443; D9/452; D9/454
- (58) **Field of Classification Search** D9/699,
D9/697, 455, 454, 452, 443, 436, 435; D24/224,
D24/221, 216; 222/546, 490; 220/380, 228,
220/227, 214, 200; 215/901, 252
See application file for complete search history.

(57) **CLAIM**

The ornamental design for a cap for dispensing tube, as shown and described.

DESCRIPTION

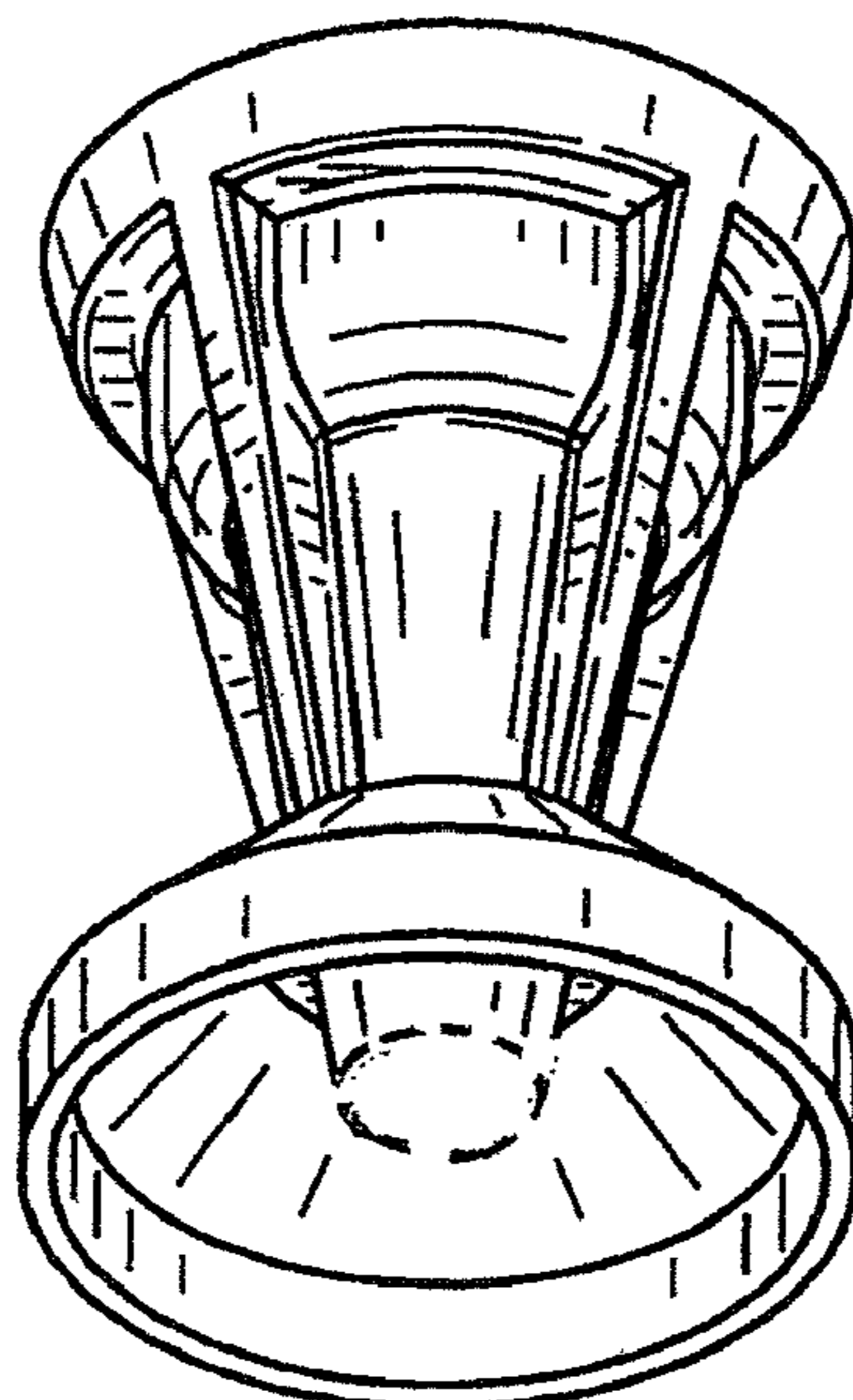
FIG. 1 is a bottom, left, frontal perspective view of our invention;
 FIG. 2 is a top, left, frontal perspective view thereof; and
 FIG. 3 is a front, rear, left side, and right side elevational view thereof;
 FIG. 4 is a top plan view thereof; and,
 FIG. 5 is a bottom plan view thereof.
 The broken line representations of threads and other internal structures in FIGS. 2 and 4, a lower closure end of FIGS. 1 and 5 are for purposes of illustration only and form no part of the claimed subject matter.

(56) **References Cited**

U.S. PATENT DOCUMENTS

- D146,713 S * 4/1947 Genske D9/545
- 2,688,425 A 9/1954 Graham

1 Claim, 2 Drawing Sheets



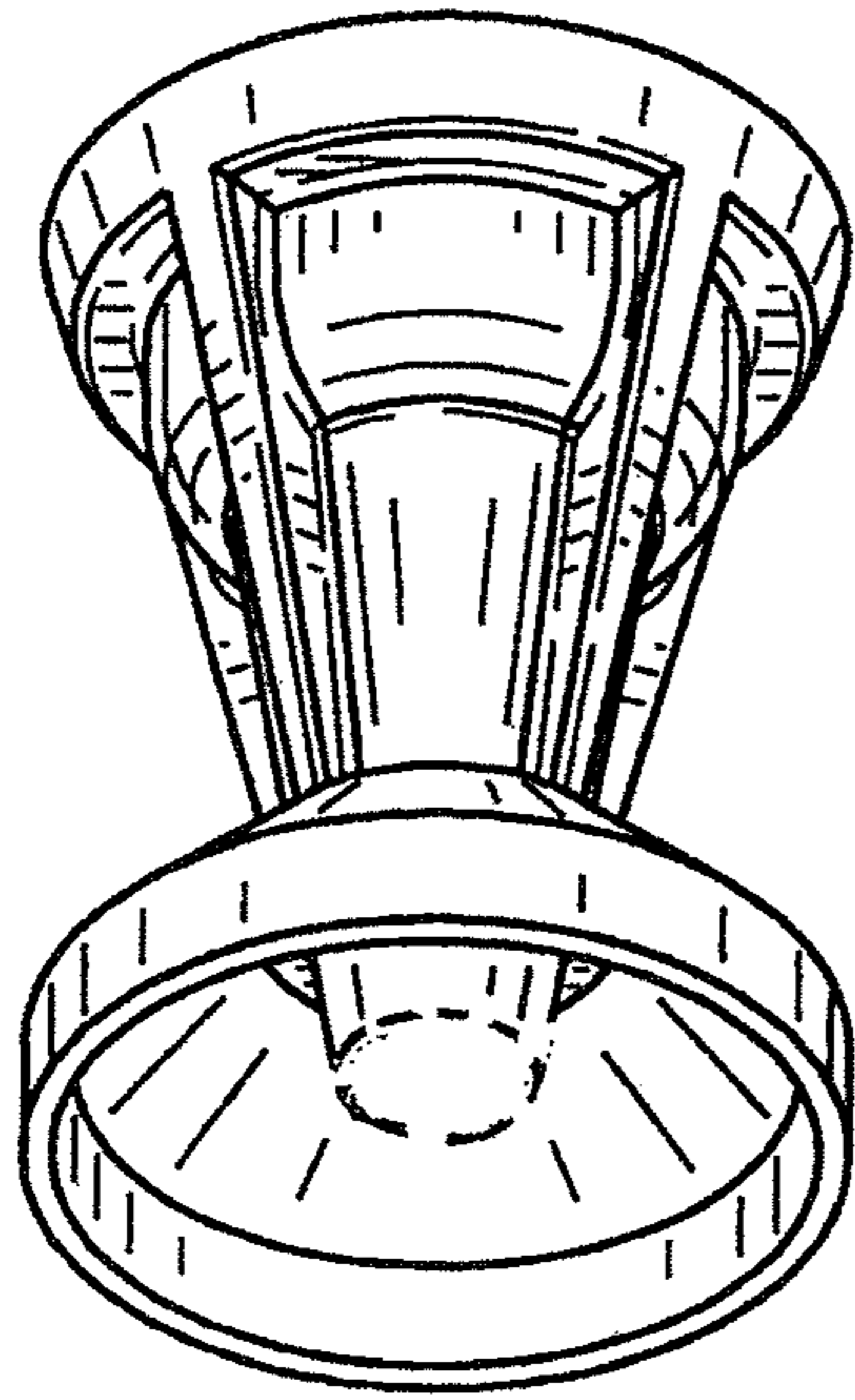


FIG. 1

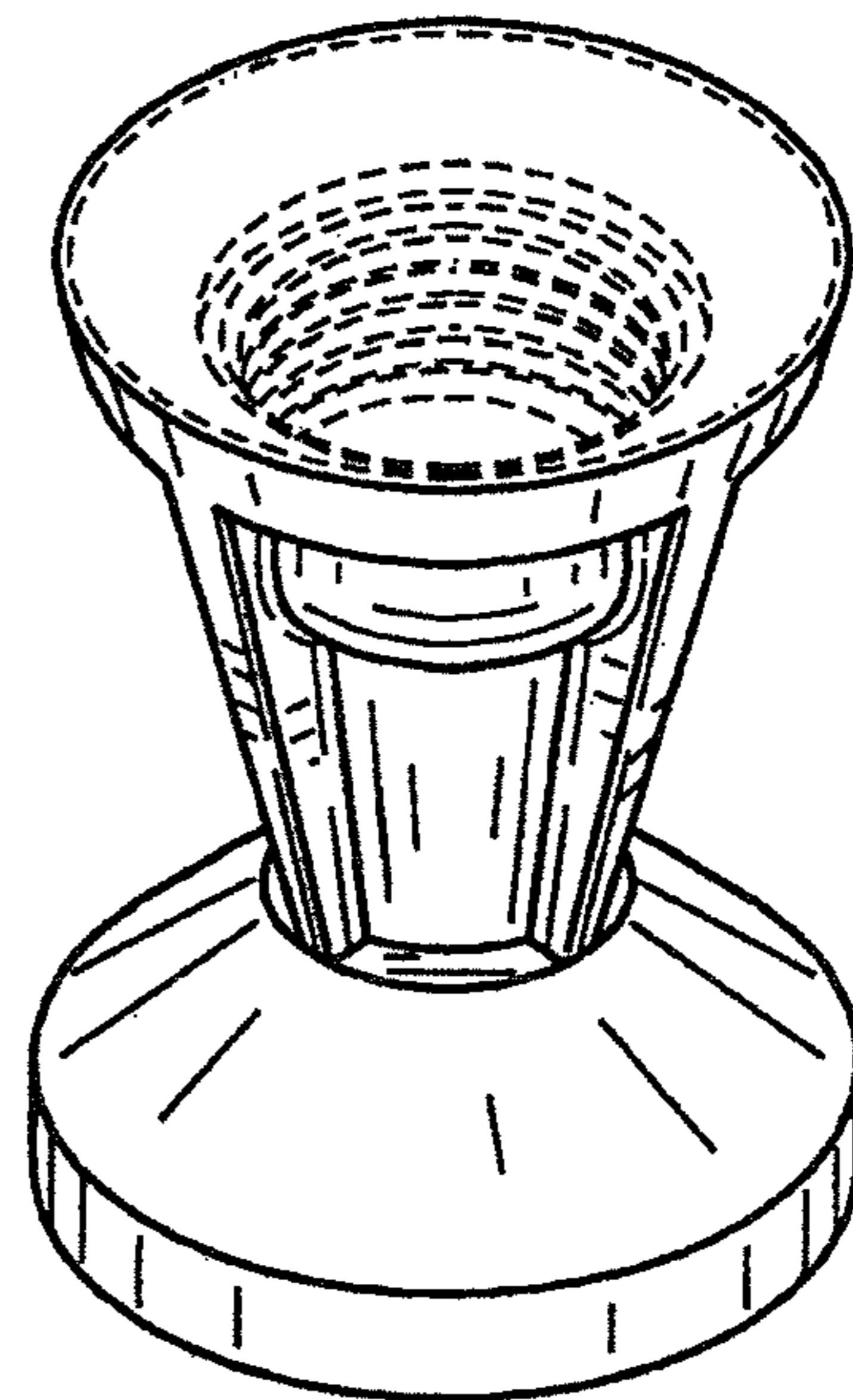


FIG. 2




FIG. 3

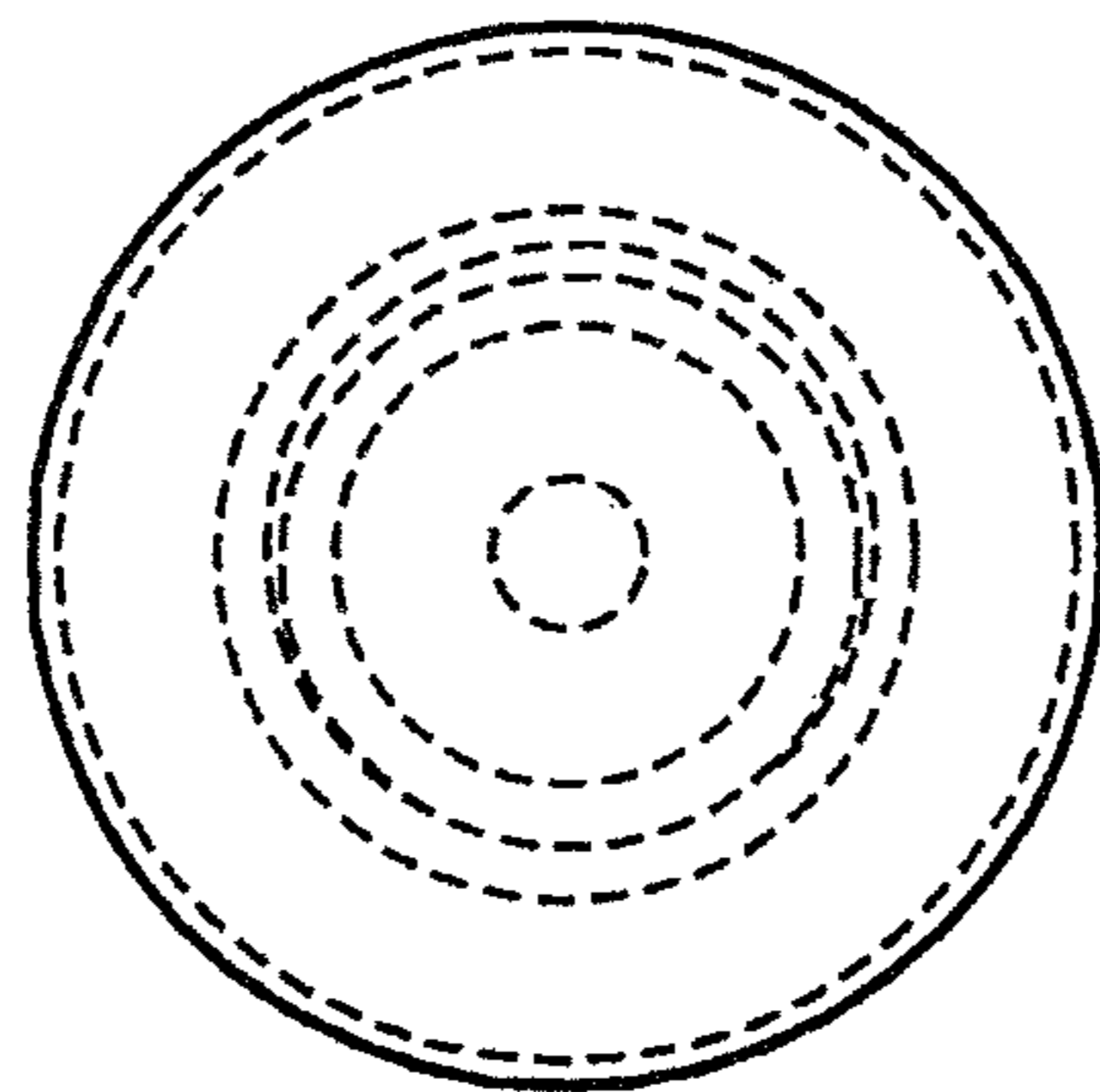


FIG. 4

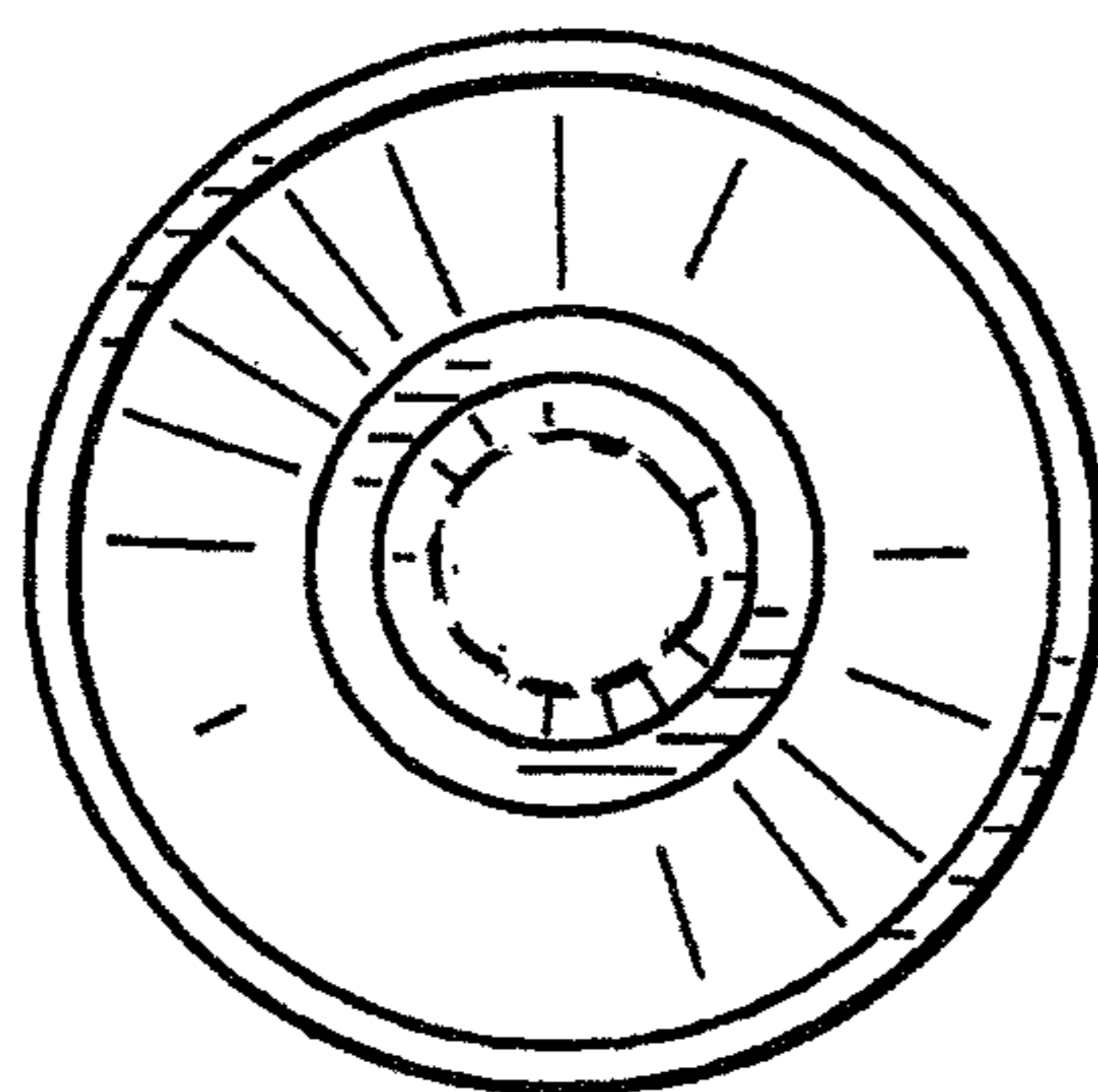


FIG. 5