



US00D680427S

(12) **United States Design Patent**
Macaulay et al.

(10) **Patent No.:** **US D680,427 S**

(45) **Date of Patent:** **** Apr. 23, 2013**

(54) **CONTAINER HAVING SURFACE ORNAMENTATION**

(75) Inventors: **Frank Delmar Macaulay**, Cincinnati, OH (US); **Jean Martin Campbell**, Cincinnati, OH (US); **Jon Blake Moser**, Edgewood, KY (US); **Scott Cunningham**, Cincinnati, OH (US); **Kevin Wimmer**, Union Township, OH (US)

(73) Assignee: **The Procter & Gamble Company**, Cincinnati, OH (US)

(**) Term: **14 Years**

(21) Appl. No.: **29/397,910**

(22) Filed: **Jul. 22, 2011**

(51) **LOC (9) Cl.** **09-07**

(52) **U.S. Cl.**
USPC **D9/434**

(58) **Field of Classification Search** D9/414,
D9/430-434, 600, 614-628, 643, 649, 667,
D9/516; 206/457, 527; 220/890; D14/489,
D14/492; D11/221; D5/58, 60, 61
See application file for complete search history.

(56) **References Cited**

U.S. PATENT DOCUMENTS

D618,094 S * 6/2010 Arnell D9/434
D637,486 S * 5/2011 Andrew D9/432
D639,179 S * 6/2011 Powers et al. D9/649

D646,970 S * 10/2011 Sovonick et al. D9/434
D650,273 S * 12/2011 Tekulve et al. D9/432
D655,602 S * 3/2012 Hablutzel et al. D9/434
D656,400 S * 3/2012 Bohache et al. D9/516
D656,825 S * 4/2012 Bohache et al. D9/516
D656,826 S * 4/2012 Bohache et al. D9/516
D666,092 S * 8/2012 Dowden et al. D9/434

* cited by examiner

Primary Examiner — Susan Bennett Hattan

Assistant Examiner — Barbara B Lohr

(74) *Attorney, Agent, or Firm* — Alexandra S. Anoff

(57) **CLAIM**

The ornamental design for a container having surface ornamentation, as shown and described.

DESCRIPTION

The patent or application file contains at least one drawing executed in color. Copies of this patent or patent application publication with color drawing(s) will be provided by the Office upon request and payment of the necessary fee.

FIG. 1 is a perspective view of a container having surface ornamentation embodying our new design;

FIG. 2 is a front view thereof;

FIG. 3 is a rear view thereof;

FIG. 4 is a left side view thereof;

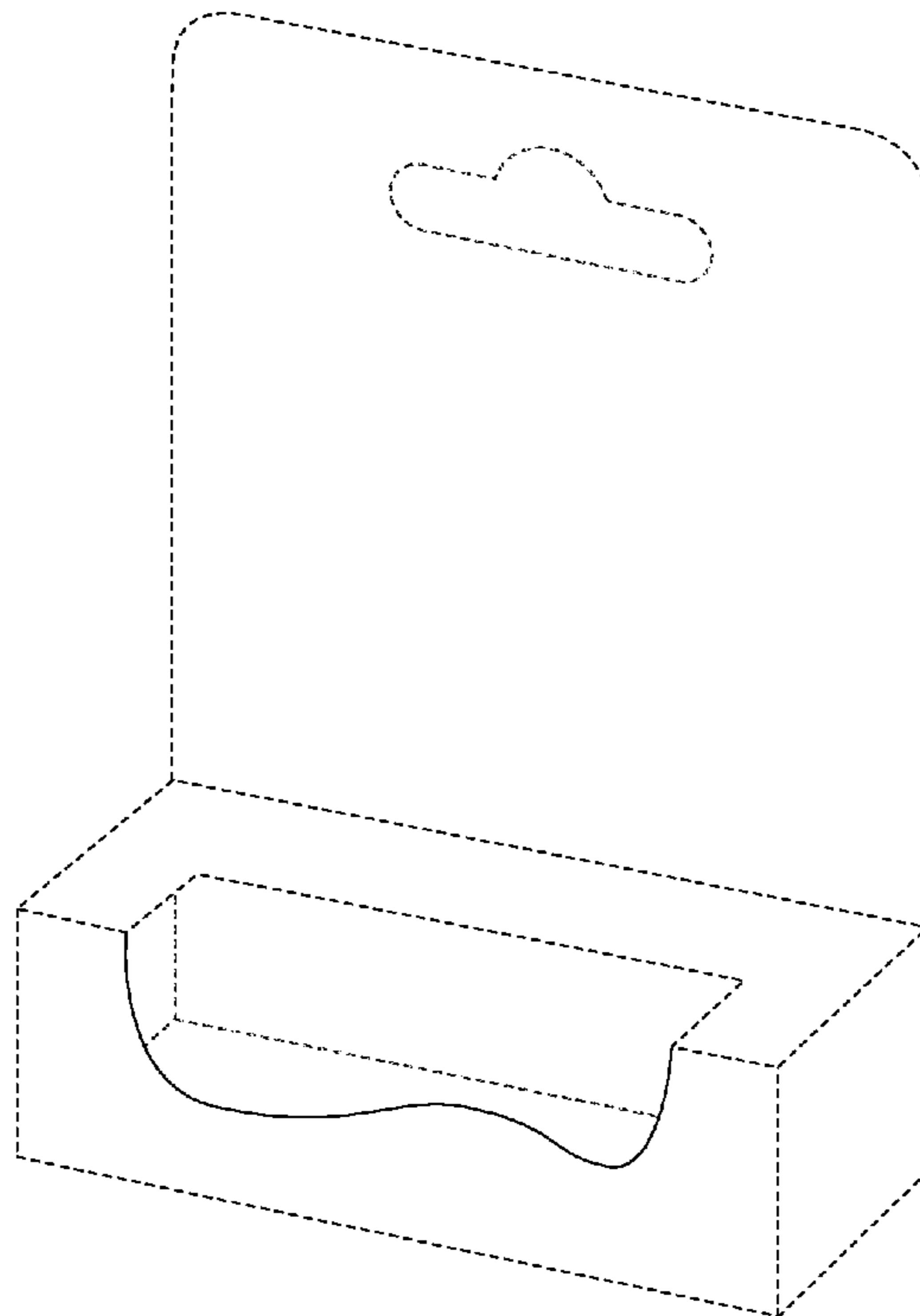
FIG. 5 is a right side view thereof;

FIG. 6 is a top view thereof; and,

FIG. 7 is a bottom view thereof.

The broken lines in the drawings are for illustrative purposes only and do not form a part of the claimed design.

1 Claim, 2 Drawing Sheets



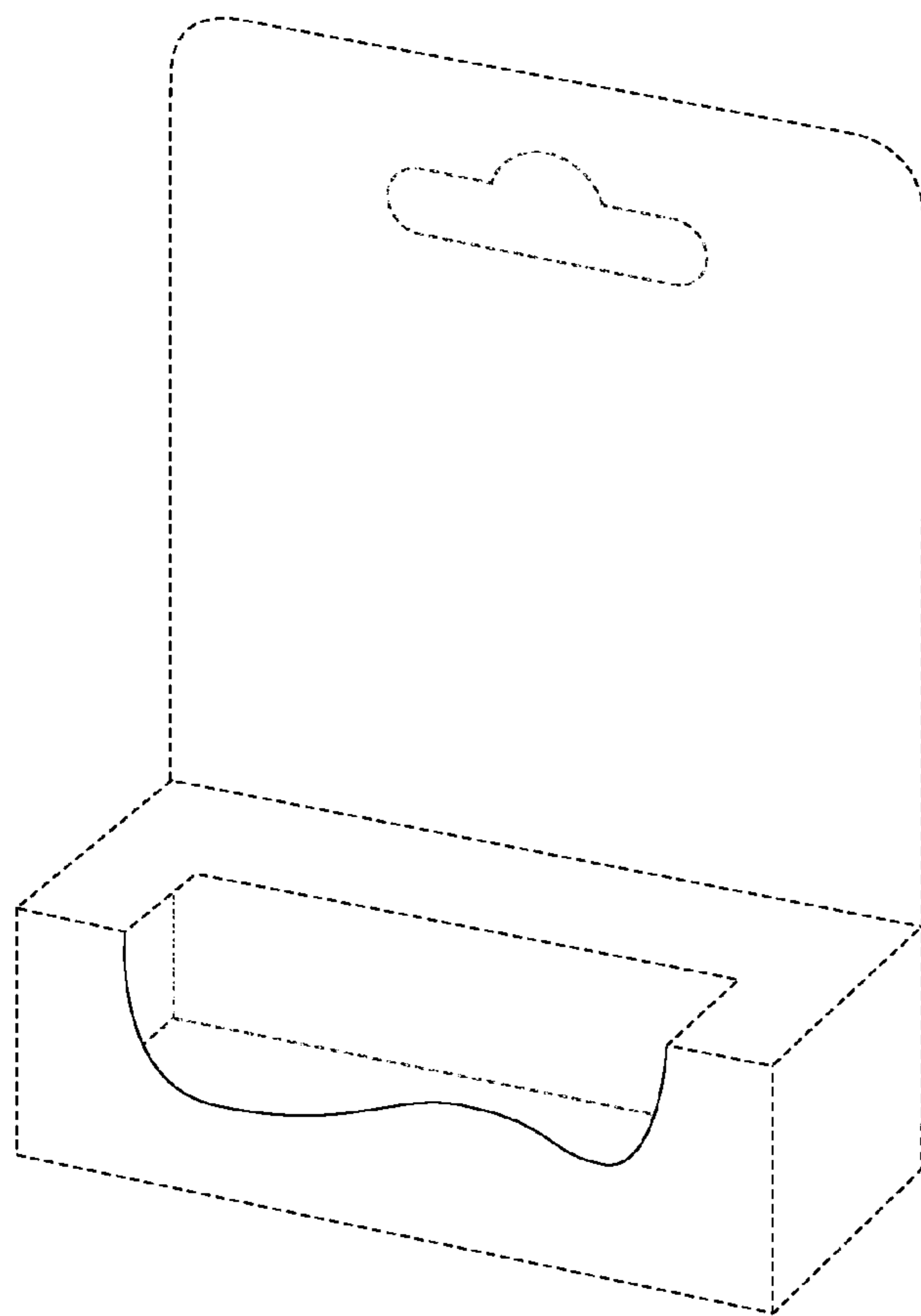


Fig. 1

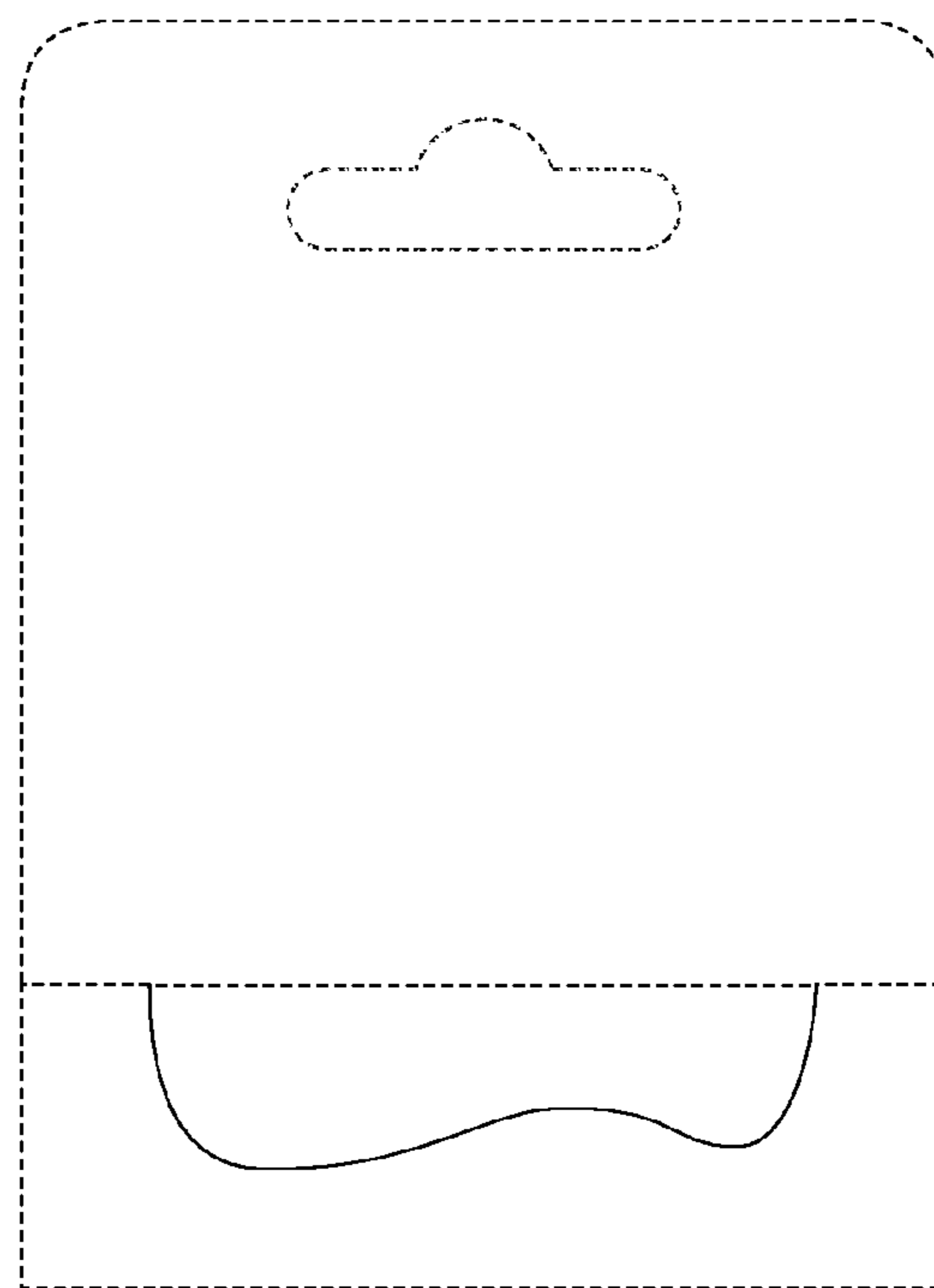


Fig. 2




Fig. 3




Fig. 4



Fig. 5




Fig. 6



Fig. 7