



US00D680421S

(12) **United States Design Patent**
Martin et al.

(10) **Patent No.:** **US D680,421 S**
(45) **Date of Patent:** **** Apr. 23, 2013**

(54) **SHOWER CURTAIN HANGER HAVING
SAME-ORIENTED DOUBLE HOOKS**

D630,498 S * 1/2011 Kim D8/367
D638,283 S * 5/2011 Gilbert D8/367
D646,960 S * 10/2011 Goodman et al. D8/372

(75) Inventors: **Carolyn Martin**, Providence, RI (US);
Jeffrey Klowan, Lincoln, RI (US);
Vincent DeSanto, Lincoln, RI (US)

* cited by examiner

Primary Examiner — Cynthia Underwood

(73) Assignee: **Kenney Manufacturing Company**,
Warwick, RI (US)

(74) *Attorney, Agent, or Firm* — Steven M. McHugh

(**) Term: **14 Years**

(57) **CLAIM**

The ornamental design for a shower curtain hanger having same-oriented double hooks, as shown.

(21) Appl. No.: **29/405,486**

DESCRIPTION

(22) Filed: **Nov. 2, 2011**

(51) **LOC (9) Cl.** **08-05**

(52) **U.S. Cl.**
USPC **D8/372; D8/367**

(58) **Field of Classification Search** D8/373,
D8/367, 372; D6/546, 547; 160/330; 248/302,
248/303

See application file for complete search history.

FIG. 1 is an isometric right-rear side perspective view of the shower curtain hanger having same-oriented double hooks of the present invention.

FIG. 2 is a side view of the shower curtain hanger having same-oriented double hooks of FIG. 1.

FIG. 3 is a rear view of the shower curtain hanger having same-oriented double hooks of FIG. 1.

FIG. 4 is a front view of the shower curtain hanger having same-oriented double hooks of FIG. 1.

FIG. 5 is a top view of the shower curtain hanger having same-oriented double hooks of FIG. 1; and,

FIG. 6 is a bottom view of the shower curtain hanger having same-oriented double hooks of FIG. 1.

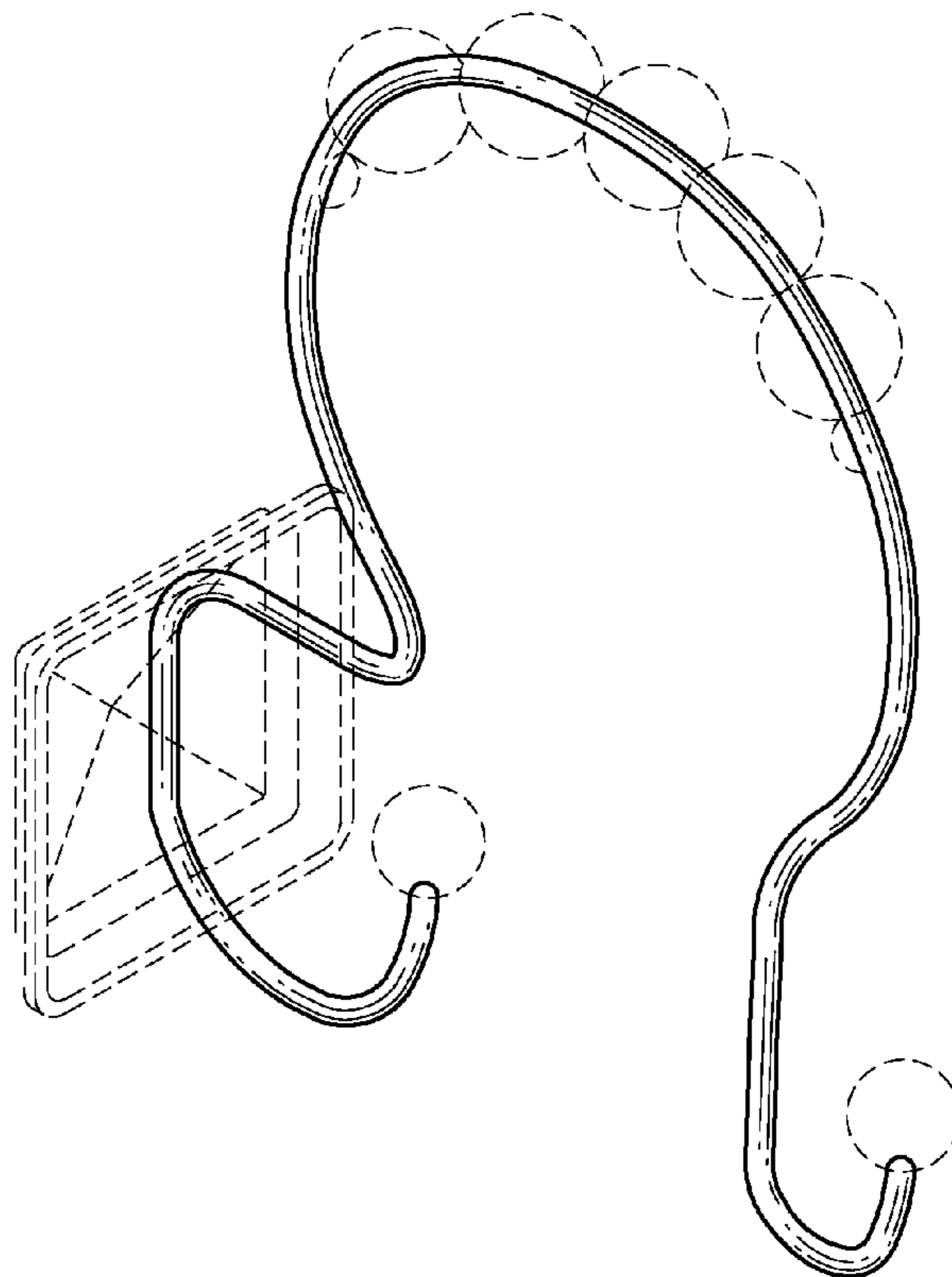
The portions shown in broken lines are for illustrative purposes only and form no part of the claimed design.

(56) **References Cited**

U.S. PATENT DOCUMENTS

D422,199 S * 4/2000 Snell D8/372
D459,201 S * 6/2002 Michaelson D8/372
D545,180 S * 6/2007 Harwanko D8/372
D608,623 S * 1/2010 Snell D8/367
7,748,673 B2 * 7/2010 Barrese 248/215
D630,088 S * 1/2011 Kim D8/367

1 Claim, 2 Drawing Sheets



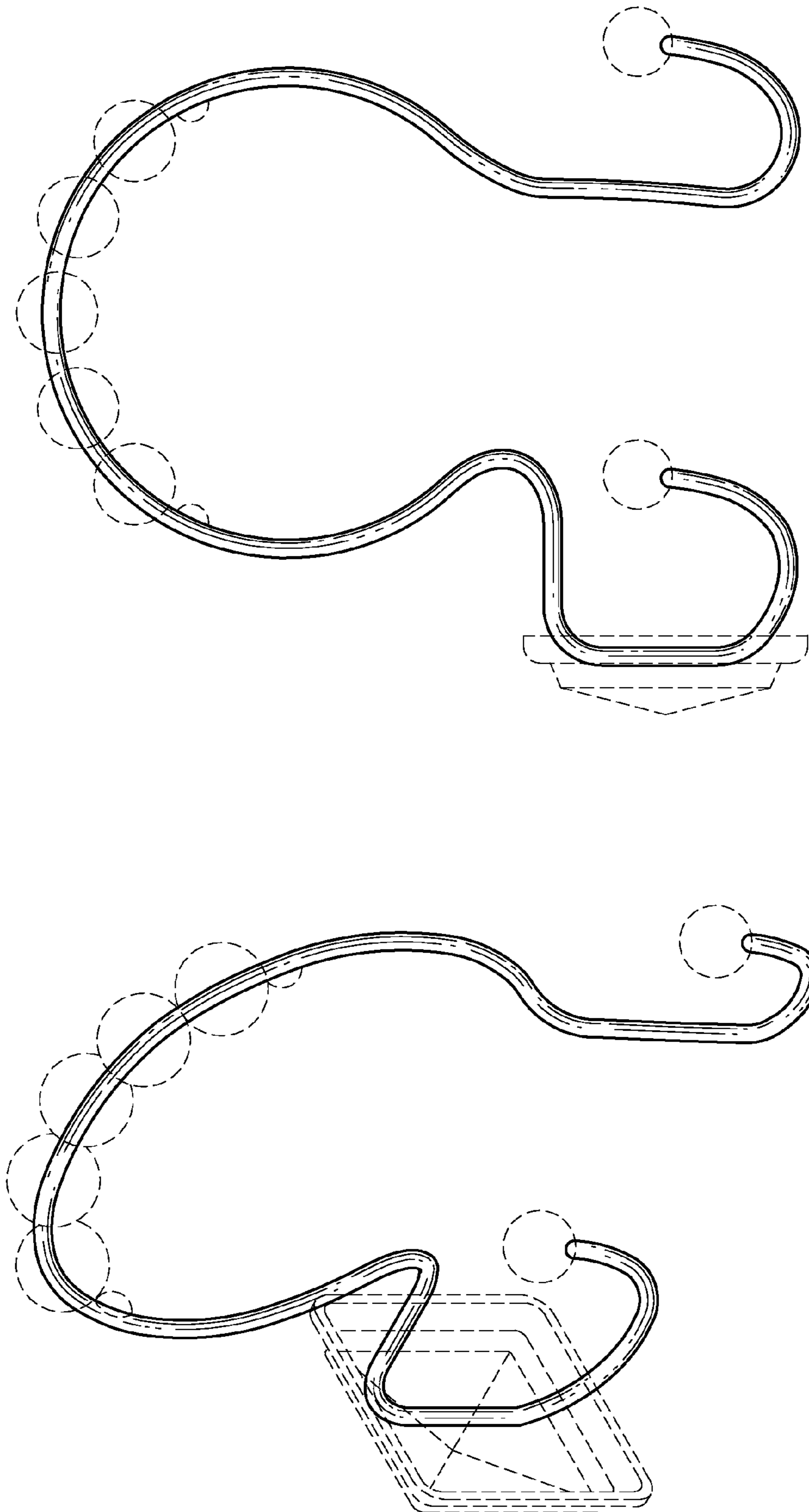


FIG. 2

FIG. 1

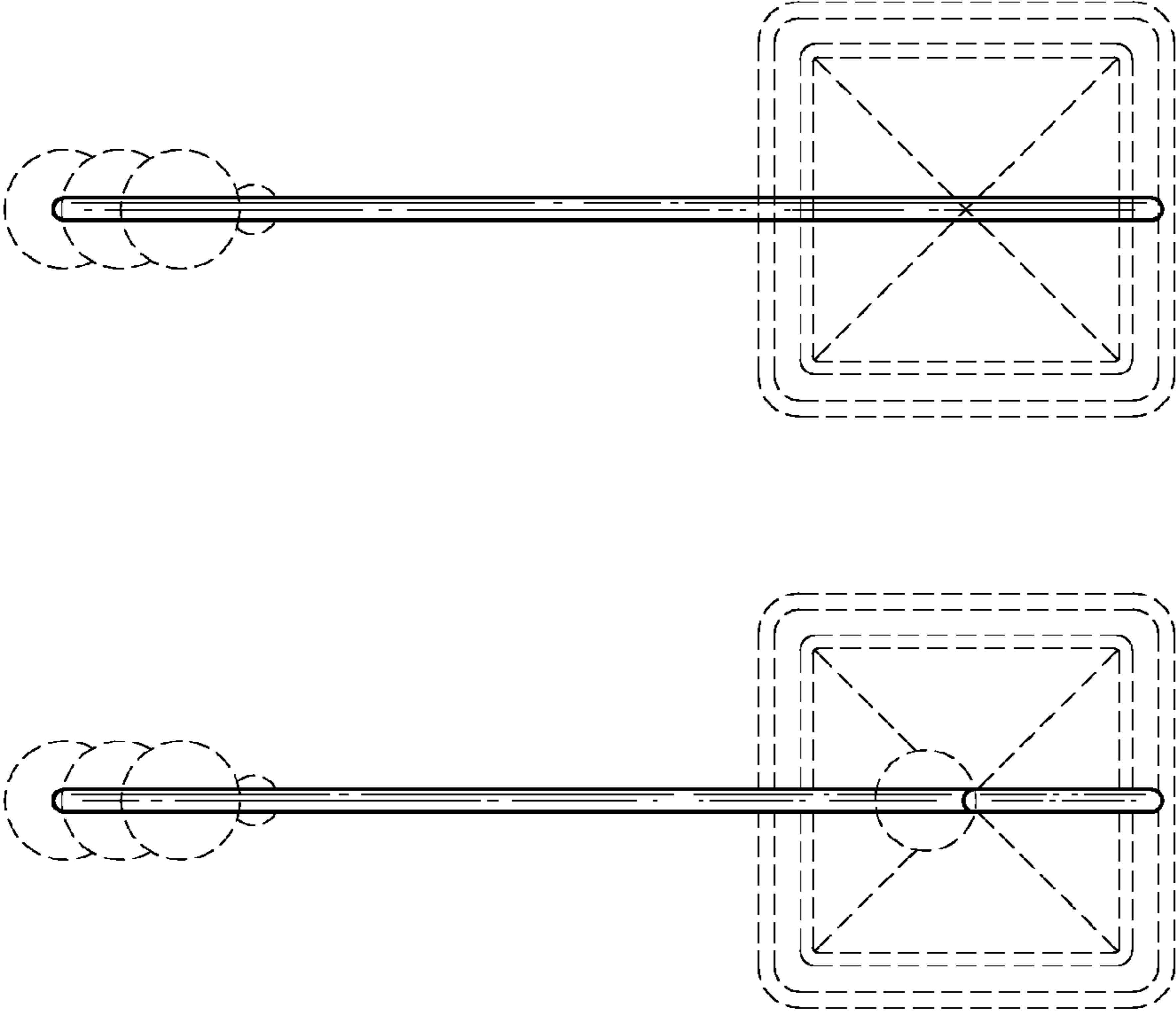


FIG. 3

FIG. 4

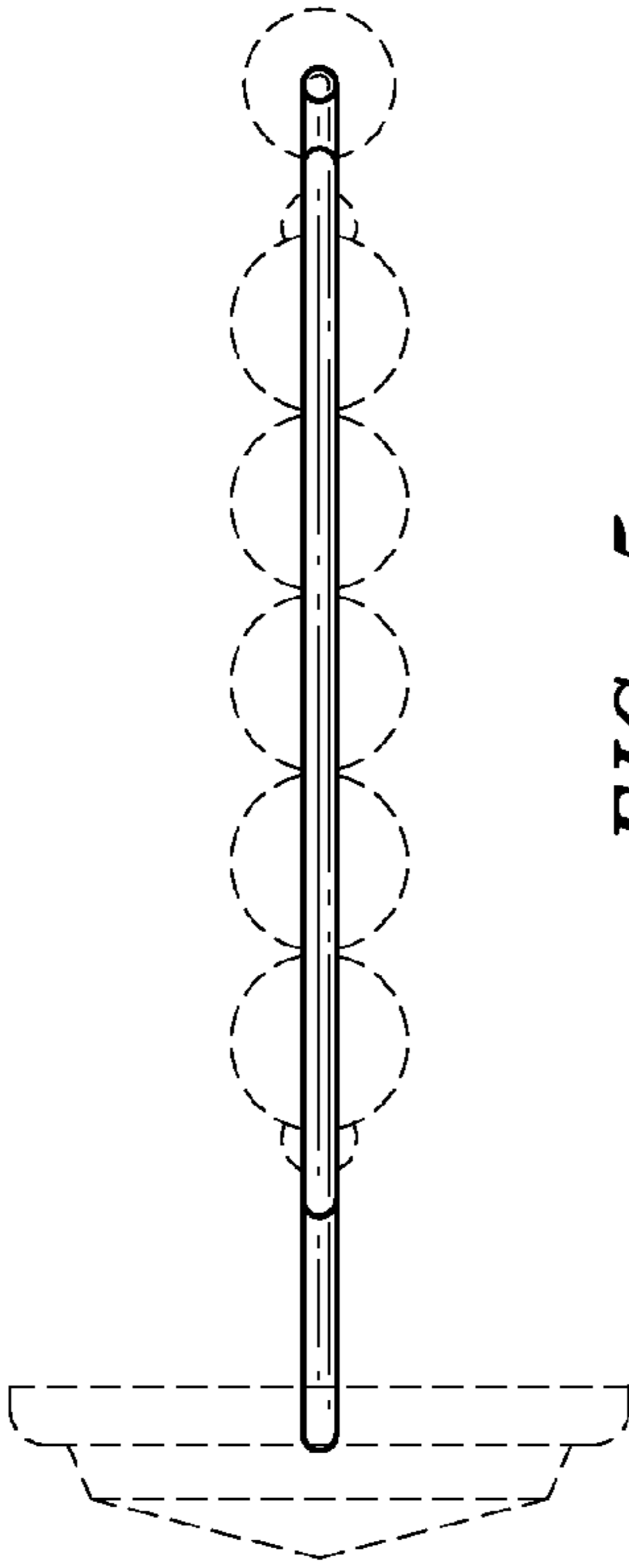


FIG. 5

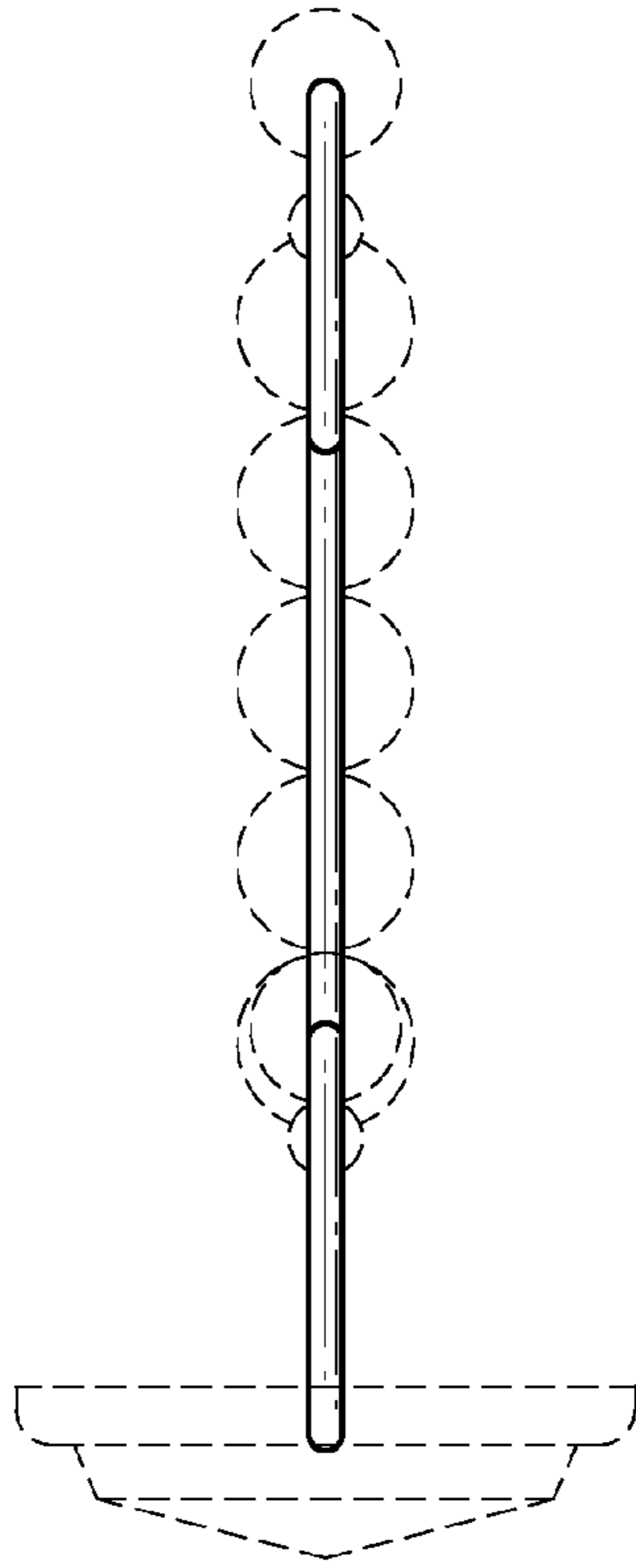


FIG. 6