



US00D680412S

(12) **United States Design Patent**
Ramsland et al.

(10) **Patent No.:** **US D680,412 S**
(45) **Date of Patent:** **** Apr. 23, 2013**

(54) **CABINET HANDLE**

(75) Inventors: **Warren Ramsland**, Hillsborough, NJ
(US); **Christine Zimmer**, Hillsborough,
NJ (US)

(73) Assignee: **Top Knobs USA, Inc.**, Hillsborough, NJ
(US)

(**) Term: **14 Years**

(21) Appl. No.: **29/416,369**

(22) Filed: **Mar. 21, 2012**

(51) **LOC (9) Cl.** **08-06**

(52) **U.S. Cl.**
USPC **D8/313**

(58) **Field of Classification Search** D8/300–303,
D8/305–321, DIG. 1, DIG. 2; D7/393, 394;
D3/318; D6/549, 524, 533, 550; D23/303,
D23/305, 250–254; D15/89; 292/347; 211/16,
211/182; 220/752–754; 16/441, 118, 110 R,
16/111 R, DIG. 19, DIG. 30, 110.1, 412,
16/414–420, 443–446

See application file for complete search history.

(56) **References Cited**

U.S. PATENT DOCUMENTS

D71,901 S *	1/1927	Brock	D8/313
D82,580 S *	11/1930	Overmyer et al.	D8/313
D100,111 S *	6/1936	McCormick et al.	D8/314
D100,698 S *	8/1936	Knapp et al.	D8/314
D102,288 S *	12/1936	Murrin et al.	D8/314
D109,314 S *	4/1938	De Vries	D8/313
D128,774 S *	8/1941	De Vries	D8/313
D154,381 S *	7/1949	Graham	D8/313
D161,802 S *	1/1951	Stone	D8/313
D164,655 S *	9/1951	Stewart	D8/313
D165,561 S *	12/1951	Stone	D8/313
2,783,494 A *	3/1957	Sterling et al.	16/412
D182,558 S *	4/1958	Willman et al.	D8/313
D193,385 S *	8/1962	Caminker et al.	D8/314

D194,782 S *	3/1963	Watt, Jr.	D8/314
D199,614 S *	11/1964	Heyer	D8/305
D303,620 S *	9/1989	Russell et al.	D8/313
D303,621 S *	9/1989	Russell et al.	D8/313
D303,922 S *	10/1989	Russell et al.	D8/321
D314,131 S *	1/1991	Russell et al.	D8/321
D363,206 S *	10/1995	Chieda	D8/317
D379,918 S *	6/1997	Mattson et al.	D8/313
D403,570 S *	1/1999	Relyea et al.	D8/300
D403,571 S *	1/1999	Burns et al.	D8/317
D406,745 S *	3/1999	Burns et al.	D8/317
D409,074 S *	5/1999	Caugh et al.	D8/313
D457,800 S *	5/2002	Petri	D8/313
D488,052 S *	4/2004	Hansen	D8/352
D530,594 S *	10/2006	Soller et al.	D8/313
D545,170 S *	6/2007	Sato	D8/313
D551,055 S *	9/2007	Jou	D8/313
D573,002 S *	7/2008	Mattson et al.	D8/313
D574,216 S *	8/2008	Jou	D8/313
D575,620 S *	8/2008	Jou	D8/313
D579,752 S *	11/2008	Matijevic	D8/313
D597,819 S *	8/2009	Matijevic	D8/313
D627,620 S *	11/2010	Jou	D8/313

* cited by examiner

Primary Examiner — Mark Goodwin

(74) *Attorney, Agent, or Firm* — Schultz & Associates, P.C.

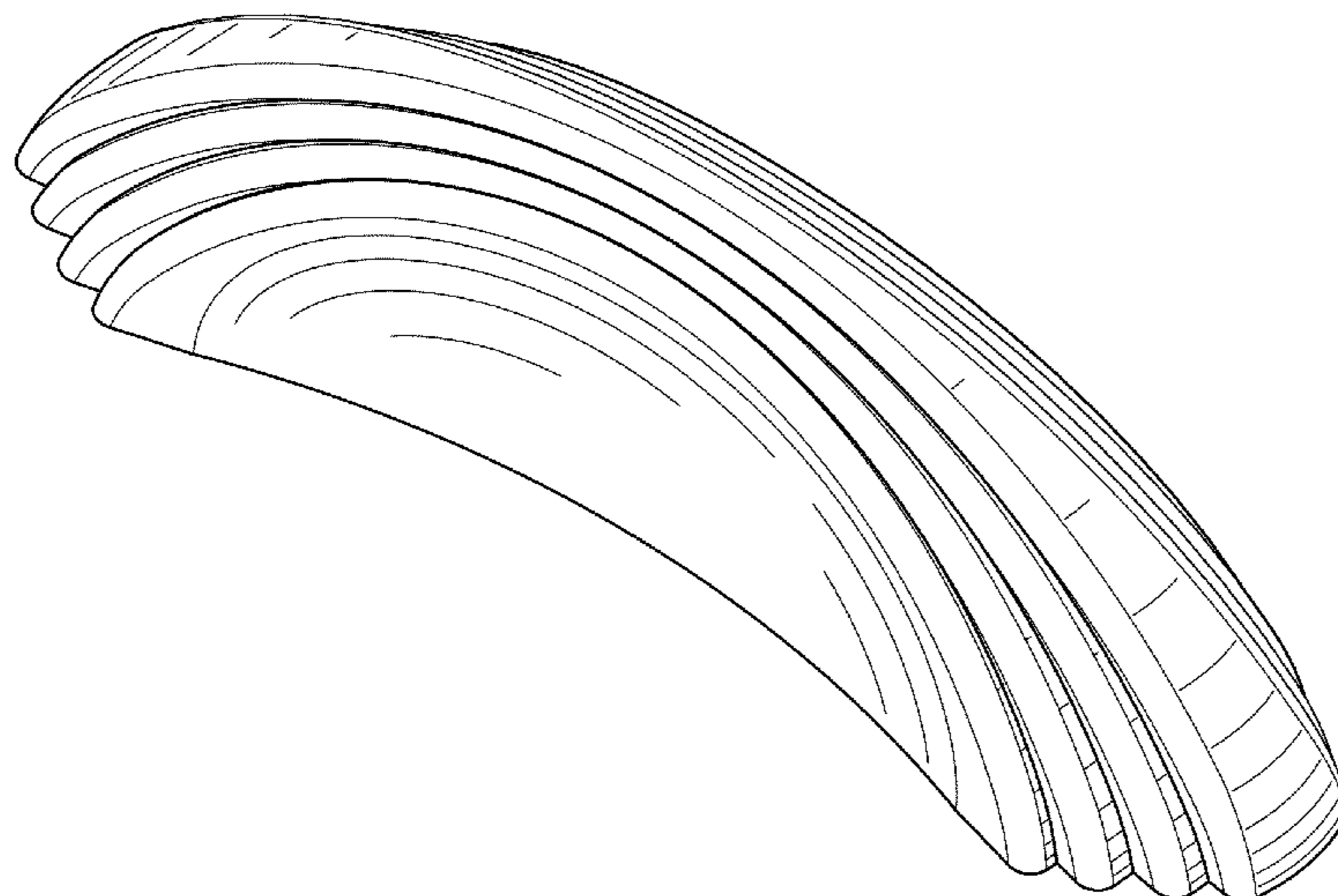
(57) **CLAIM**

The ornamental design for a cabinet handle, as shown and described.

DESCRIPTION

FIG. 1 is a front perspective view of a cabinet handle showing our new design;
FIG. 2 is a side elevation view thereof;
FIG. 3 is a side elevation view thereof;
FIG. 4 is a top plan view thereof; and,
FIG. 5 is a bottom plan view thereof.
The broken lines shown represent unclaimed subject matter and form no part of the claimed design.

1 Claim, 2 Drawing Sheets



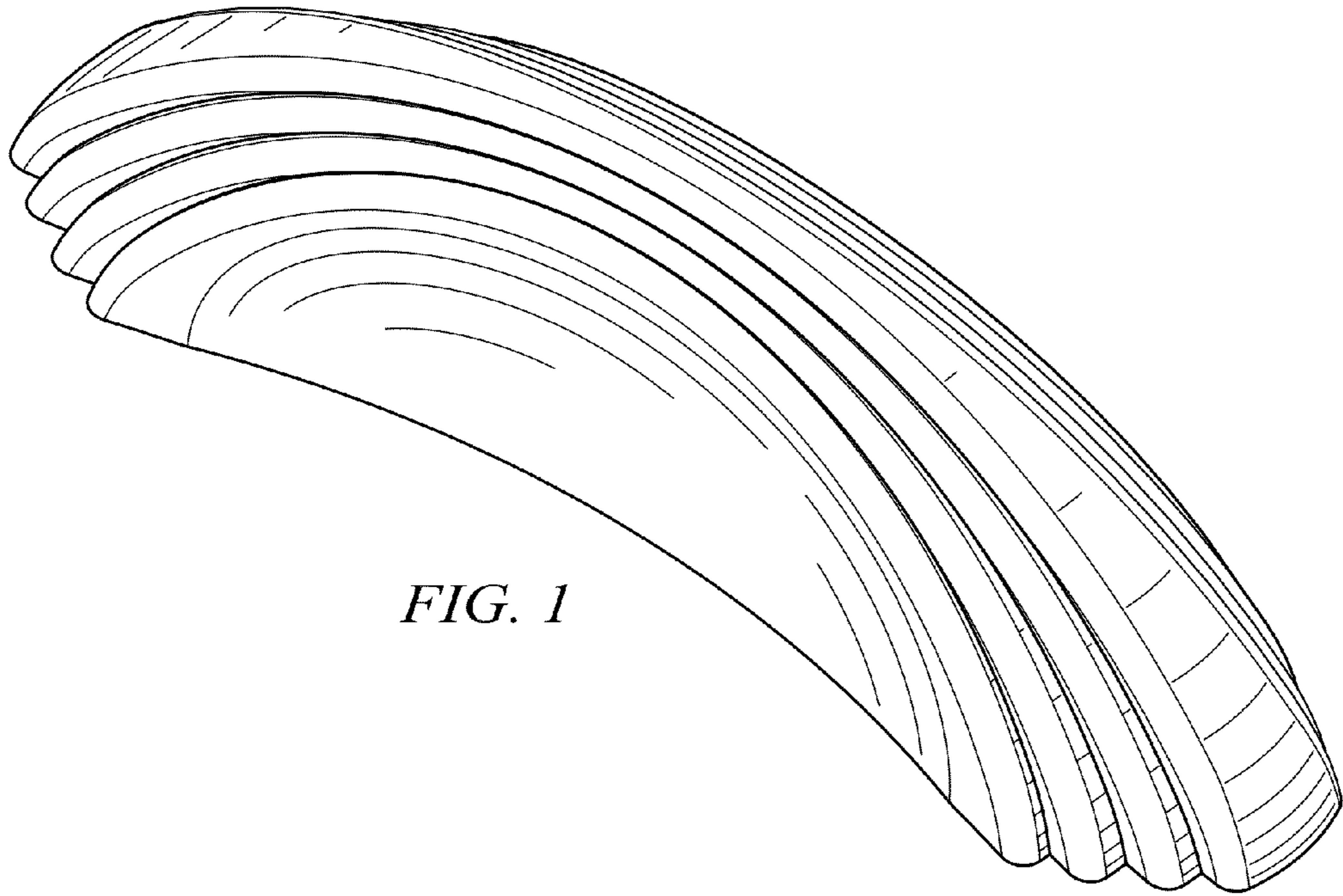


FIG. 1

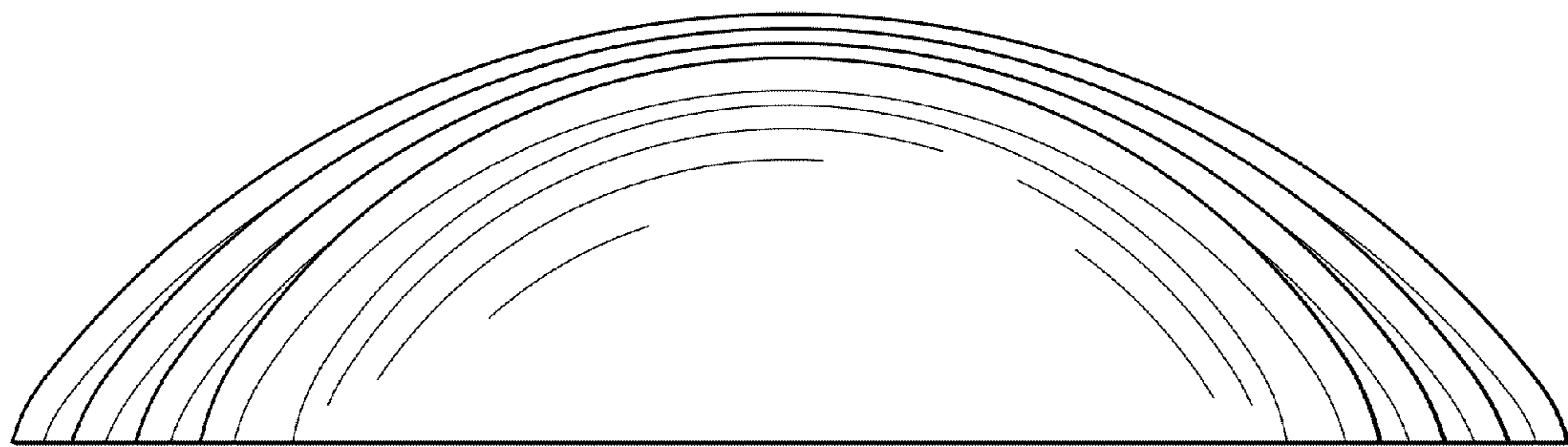


FIG. 2

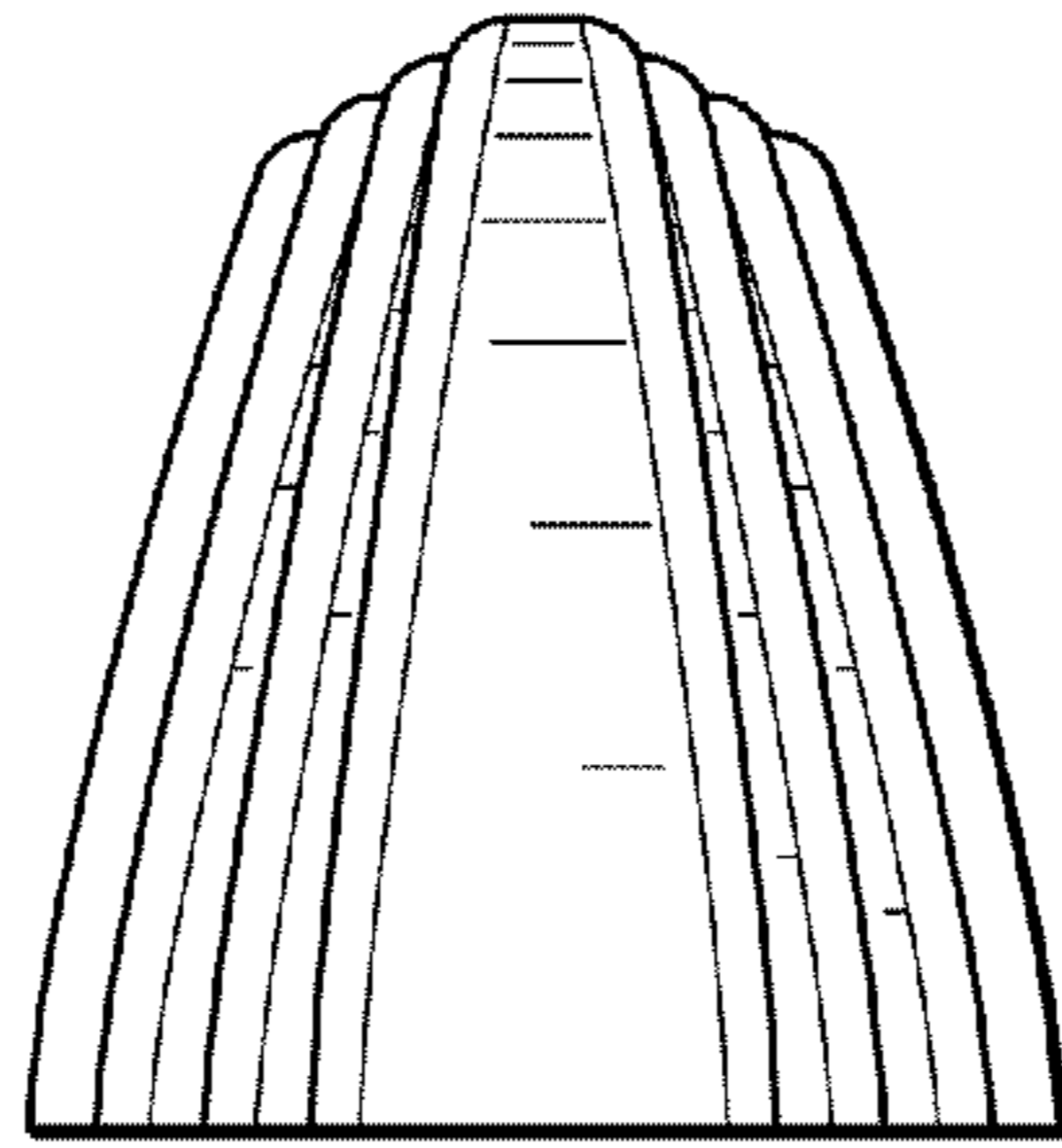


FIG. 3




FIG. 4

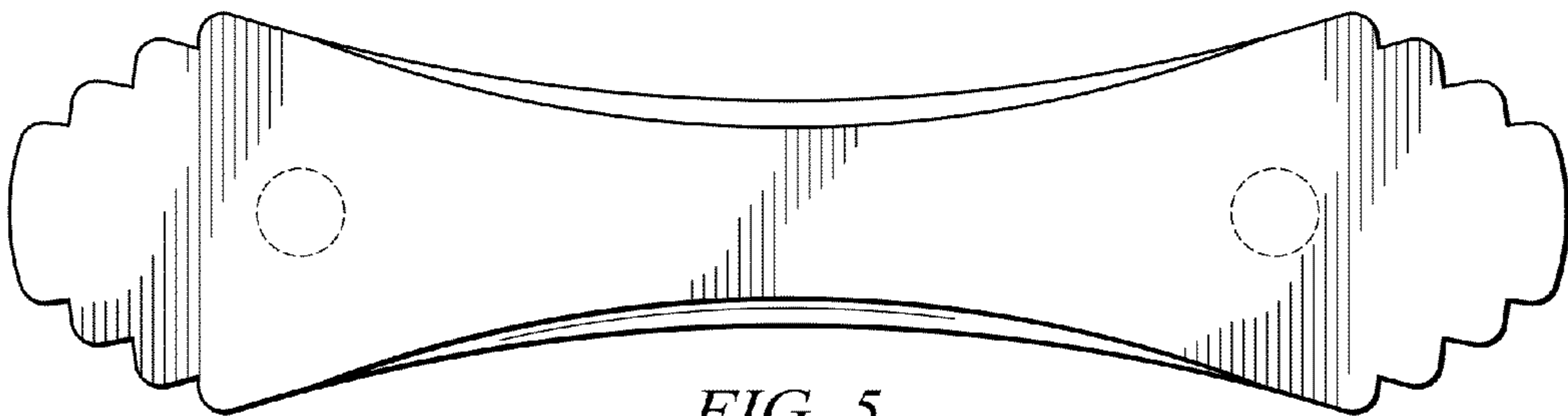


FIG. 5