



US00D680411S

(12) **United States Design Patent**  
**Ramsland et al.**

(10) **Patent No.:** **US D680,411 S**  
(45) **Date of Patent:** **\*\* Apr. 23, 2013**

- (54) **CABINET HANDLE**
- (75) Inventors: **Warren Ramsland**, Hillsborough, NJ (US); **Christine Zimmer**, Hillsborough, NJ (US)
- (73) Assignee: **Top Knobs USA, Inc.**, Hillsborough, NJ (US)
- (\*\*) Term: **14 Years**
- (21) Appl. No.: **29/416,280**
- (22) Filed: **Mar. 20, 2012**
- (51) **LOC (9) Cl.** ..... **08-06**
- (52) **U.S. Cl.**  
USPC ..... **D8/313**
- (58) **Field of Classification Search** ..... D8/300–303, D8/305–321, DIG. 1, DIG. 2; D7/393, 394; D3/318; D6/549, 524, 533, 550; D23/303, D23/305, 250–254; D15/89; 292/347; 211/16, 211/182; 220/752–754; 16/441, 118, 110 R, 16/111 R, DIG. 19, DIG. 30, 110.1, 412, 16/414–420, 443–446  
See application file for complete search history.

D194,782 S *	3/1963	Watt, Jr. ....	D8/314
D199,614 S *	11/1964	Heyer ....	D8/305
D303,620 S *	9/1989	Russell et al. ....	D8/313
D303,621 S *	9/1989	Russell et al. ....	D8/313
D303,922 S *	10/1989	Russell et al. ....	D8/321
D314,131 S *	1/1991	Russell et al. ....	D8/321
D363,206 S *	10/1995	Chieda ....	D8/317
D379,918 S *	6/1997	Mattson et al. ....	D8/313
D403,570 S *	1/1999	Relyea et al. ....	D8/300
D403,571 S *	1/1999	Burns et al. ....	D8/317
D406,745 S *	3/1999	Burns et al. ....	D8/317
D409,074 S *	5/1999	Caugh et al. ....	D8/313
D457,800 S *	5/2002	Petri ....	D8/313
D488,052 S *	4/2004	Hansen ....	D8/352
D530,594 S *	10/2006	Soller et al. ....	D8/313
D545,170 S *	6/2007	Sato ....	D8/313
D551,055 S *	9/2007	Jou ....	D8/313
D573,002 S *	7/2008	Mattson et al. ....	D8/313
D574,216 S *	8/2008	Jou ....	D8/313
D575,620 S *	8/2008	Jou ....	D8/313
D579,752 S *	11/2008	Matijevic ....	D8/313
D597,819 S *	8/2009	Matijevic ....	D8/313
D627,620 S *	11/2010	Jou ....	D8/313

\* cited by examiner

*Primary Examiner* — Mark Goodwin  
(74) *Attorney, Agent, or Firm* — Schultz & Associates, P.C.

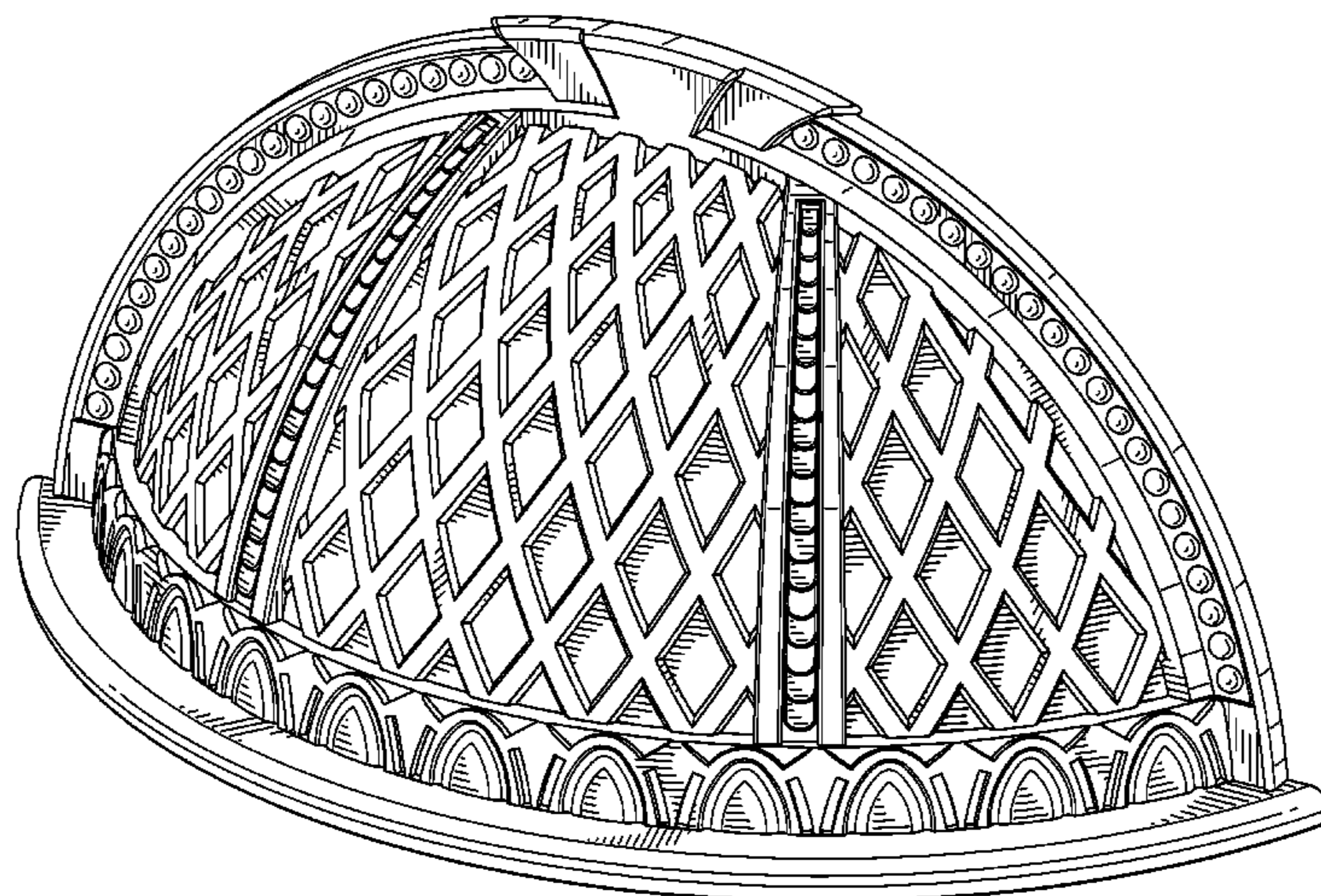
(57) **CLAIM**  
The ornamental design for a cabinet handle, as shown and described.

- (56) **References Cited**
- U.S. PATENT DOCUMENTS
- D71,901 S \* 1/1927 Brock ..... D8/313
- D82,580 S \* 11/1930 Overmyer et al. .... D8/313
- D100,111 S \* 6/1936 McCormick et al. .... D8/314
- D100,698 S \* 8/1936 Knapp et al. .... D8/314
- D102,288 S \* 12/1936 Murrin et al. .... D8/314
- D109,314 S \* 4/1938 De Vries ..... D8/313
- D128,774 S \* 8/1941 De Vries ..... D8/313
- D154,381 S \* 7/1949 Graham ..... D8/313
- D161,802 S \* 1/1951 Stone ..... D8/313
- D164,655 S \* 9/1951 Stewart ..... D8/313
- D165,561 S \* 12/1951 Stone ..... D8/313
- 2,783,494 A \* 3/1957 Sterling et al. .... 16/412
- D182,558 S \* 4/1958 Willman et al. .... D8/313
- D193,385 S \* 8/1962 Caminker et al. .... D8/314

**DESCRIPTION**

FIG. 1 is a front perspective view of a cabinet handle showing our new design;  
FIG. 2 is a front elevation view thereof;  
FIG. 3 is a side elevation view thereof;  
FIG. 4 is a rear elevation view thereof; and,  
FIG. 5 is a bottom plan view thereof.  
The broken lines shown represent unclaimed subject matter and form no part of the claimed design.

**1 Claim, 5 Drawing Sheets**



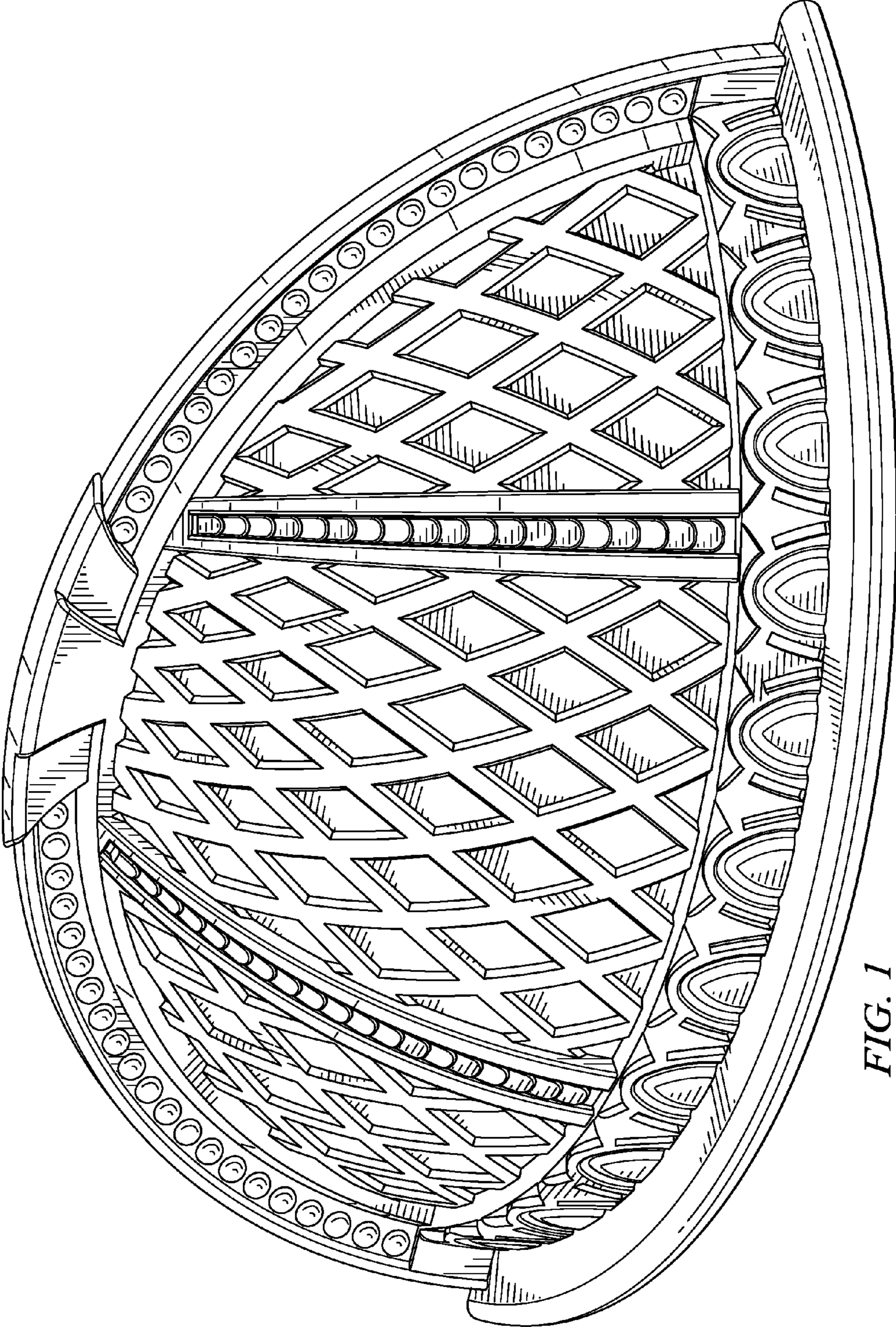


FIG. 1

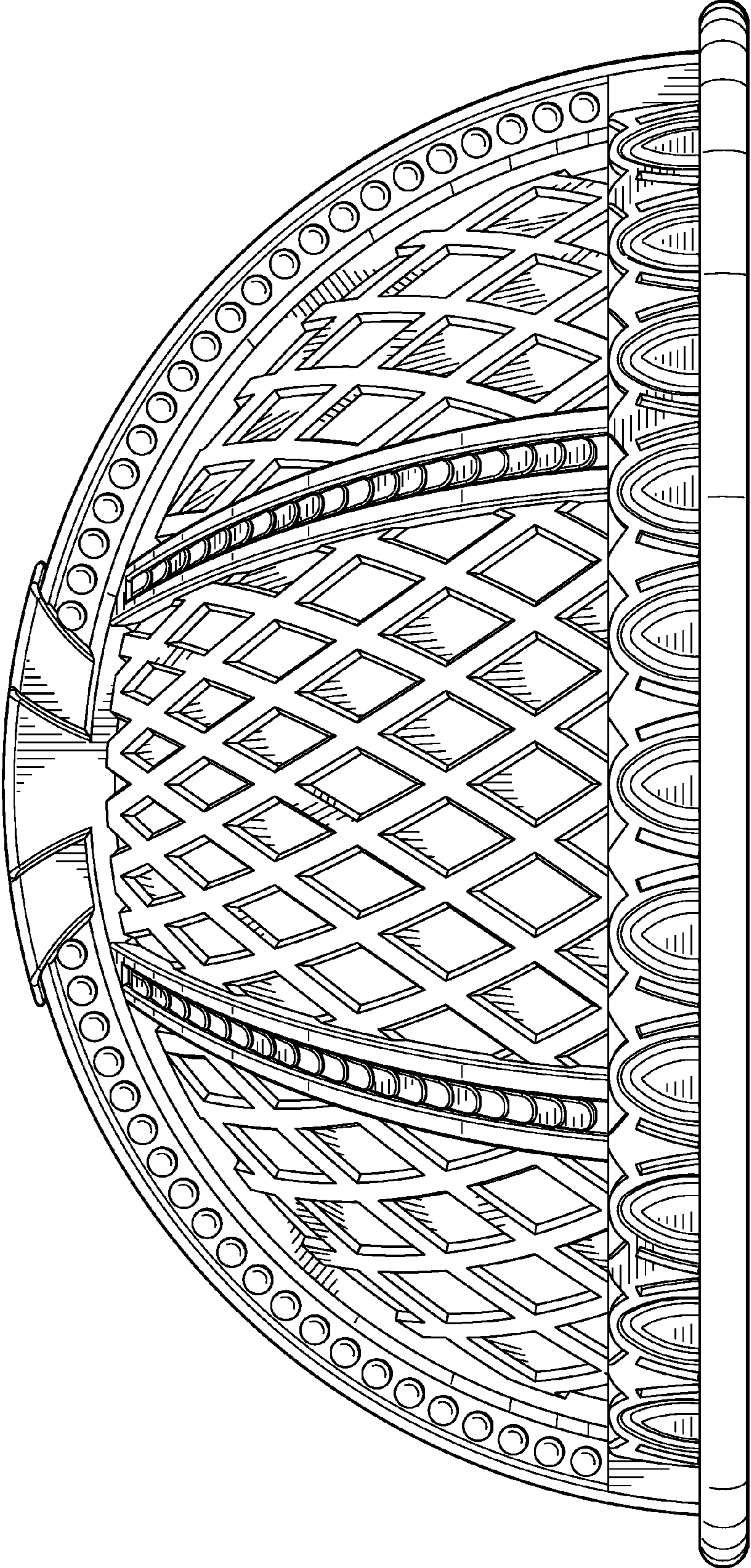


FIG. 2

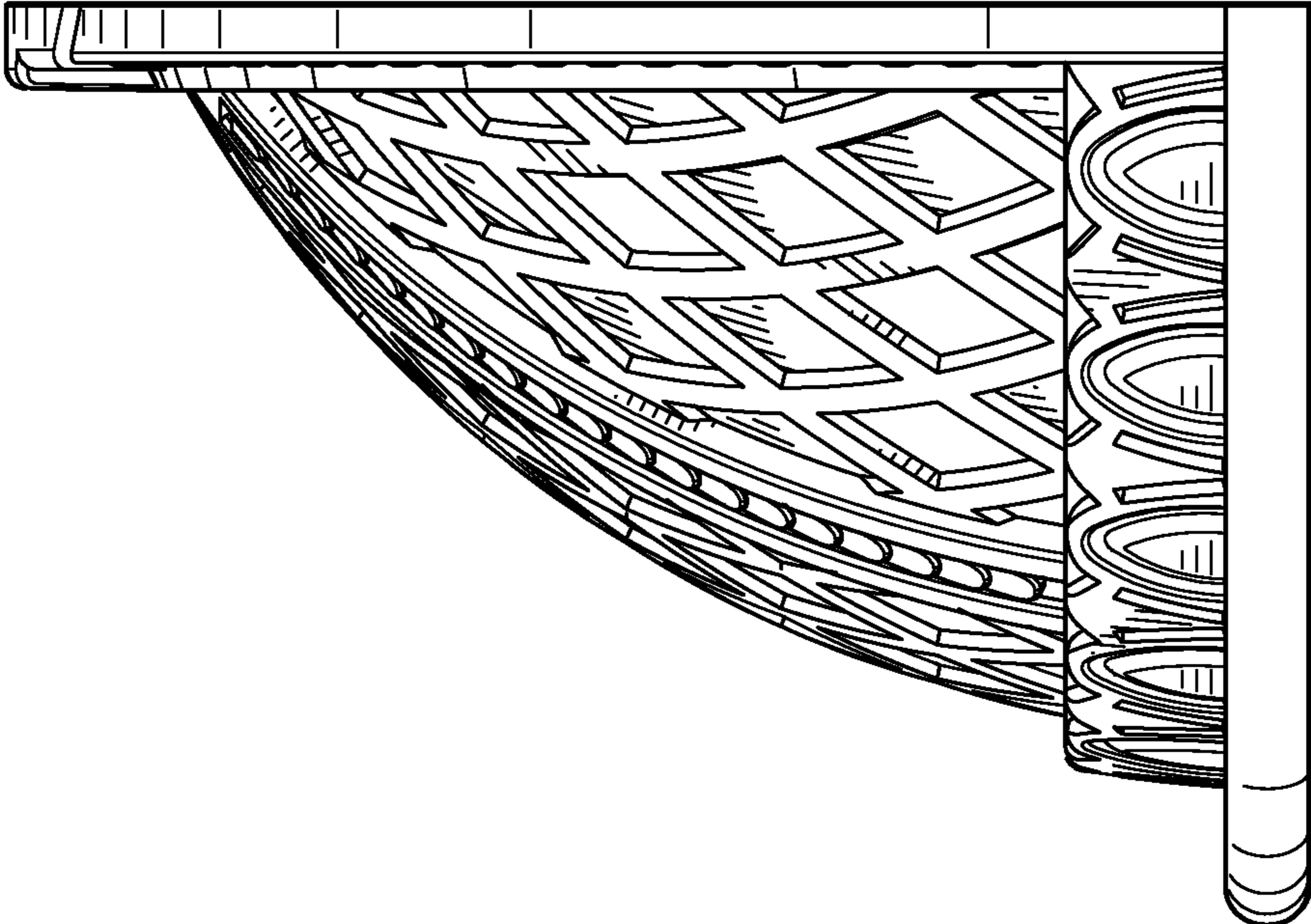


FIG. 3

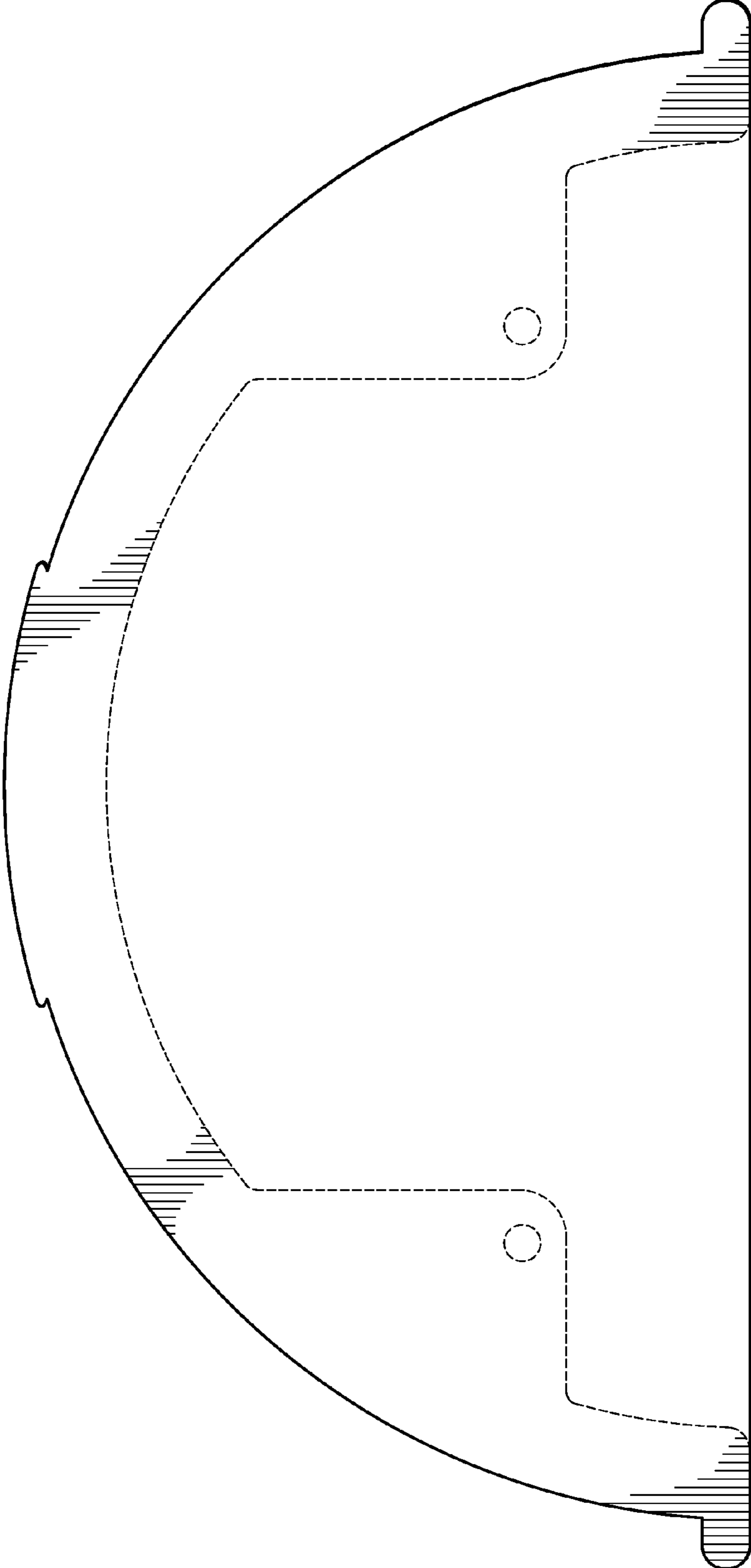


FIG. 4

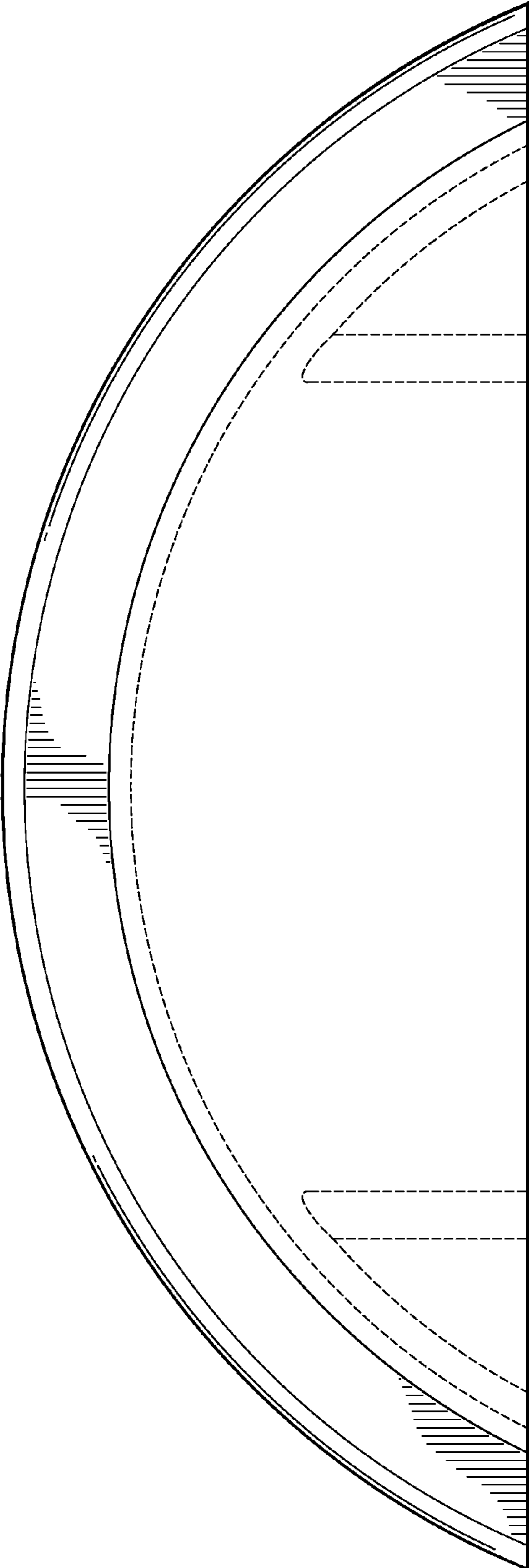


FIG. 5