



US00D680384S

(12) **United States Design Patent**
Tsai

(10) **Patent No.:** **US D680,384 S**
(45) **Date of Patent:** **** Apr. 23, 2013**

(54) **CIRCULARITY CUP RACK**
(75) Inventor: **Tsung-Yu Tsai**, Changhua County (TW)
(73) Assignee: **Dongguan Master United Plastic & Hardware Products, Co., Ltd.**, Dongguan, Guandong Province (CN)

(**) Term: **14 Years**
(21) Appl. No.: **29/430,939**
(22) Filed: **Aug. 31, 2012**

(51) **LOC (9) Cl.** **07-06**
(52) **U.S. Cl.**
USPC **D7/600.4; D7/600.2**

(58) **Field of Classification Search** D7/600.1-600.4, D7/590, 600, 602, 603, 619.1, 701-708; D9/739, 741, 744, 747; D6/454-469, 396, D6/397, 400, 403, 405, 449, 450, 451, 473, D6/485, 490, 495, 509, 512-516, 534, 552, D6/572; 211/14, 59.2, 70.6, 70.7, 71.01, 211/74, 75, 77, 78, 85.26, 85.31, 85.4, 106, 211/126.7, 128.1, 129.1, 131.1, 133.1, 133.2, 211/133.4, 133.5, 133.6, 119.12, 191.1; 220/23.83, 220/23.88

See application file for complete search history.

(56) **References Cited**

U.S. PATENT DOCUMENTS

D536,936 S * 2/2007 Tiemann D7/704
D609,057 S * 2/2010 Hertaus D7/600.2

D609,533 S * 2/2010 Tiemann D7/600.2
D623,875 S * 9/2010 Snider D6/469
D626,382 S * 11/2010 Tiemann D7/600.2
D629,655 S * 12/2010 Tiemann D7/600.2
D662,782 S * 7/2012 Tiemann D7/600.2
D664,401 S * 7/2012 Tiemann D7/600.4

* cited by examiner

Primary Examiner — Ian Simmons

Assistant Examiner — Shannon Weekley

(74) *Attorney, Agent, or Firm* — Muncy, Geissler, Olds & Lowe, PLLC

(57) **CLAIM**

The ornamental design for a circularity cup rack, as shown and described.

DESCRIPTION

FIG. 1 shows a front perspective view of the circularity cup rack showing my new design;

FIG. 2 shows a front view, which is identical to the rear view of the circularity cup rack, showing my new design thereof;

FIG. 3 shows a left side view thereof;

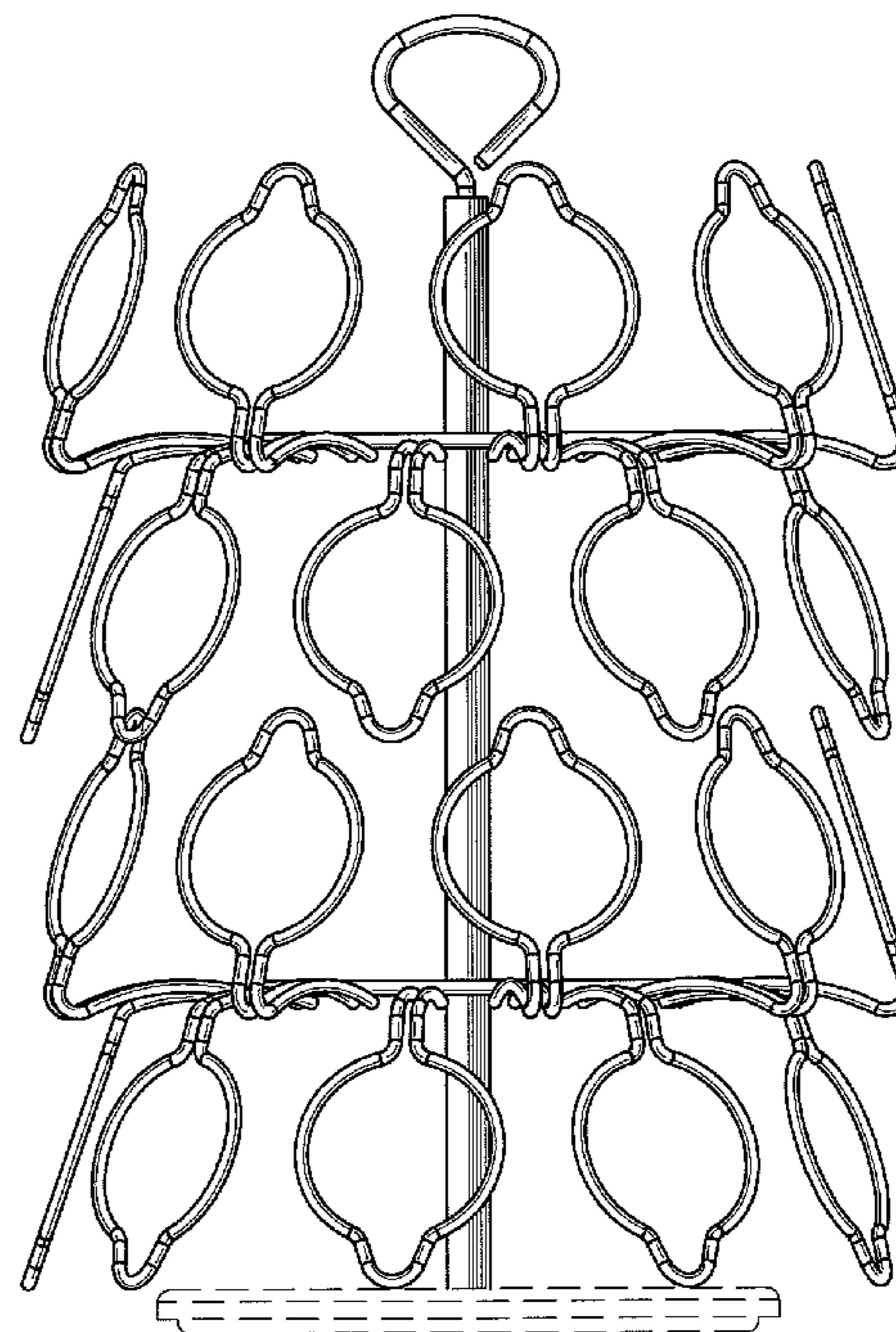

FIG. 4 shows a right side view thereof;

FIG. 5 shows a top view thereof; and,

FIG. 6 shows a bottom view thereof.

The broken lines shown throughout the views of the circularity cup rack represent a structural feature, which is for the purpose of illustrating environment only, and forms no part of the claimed design.

1 Claim, 6 Drawing Sheets






FIG. 1

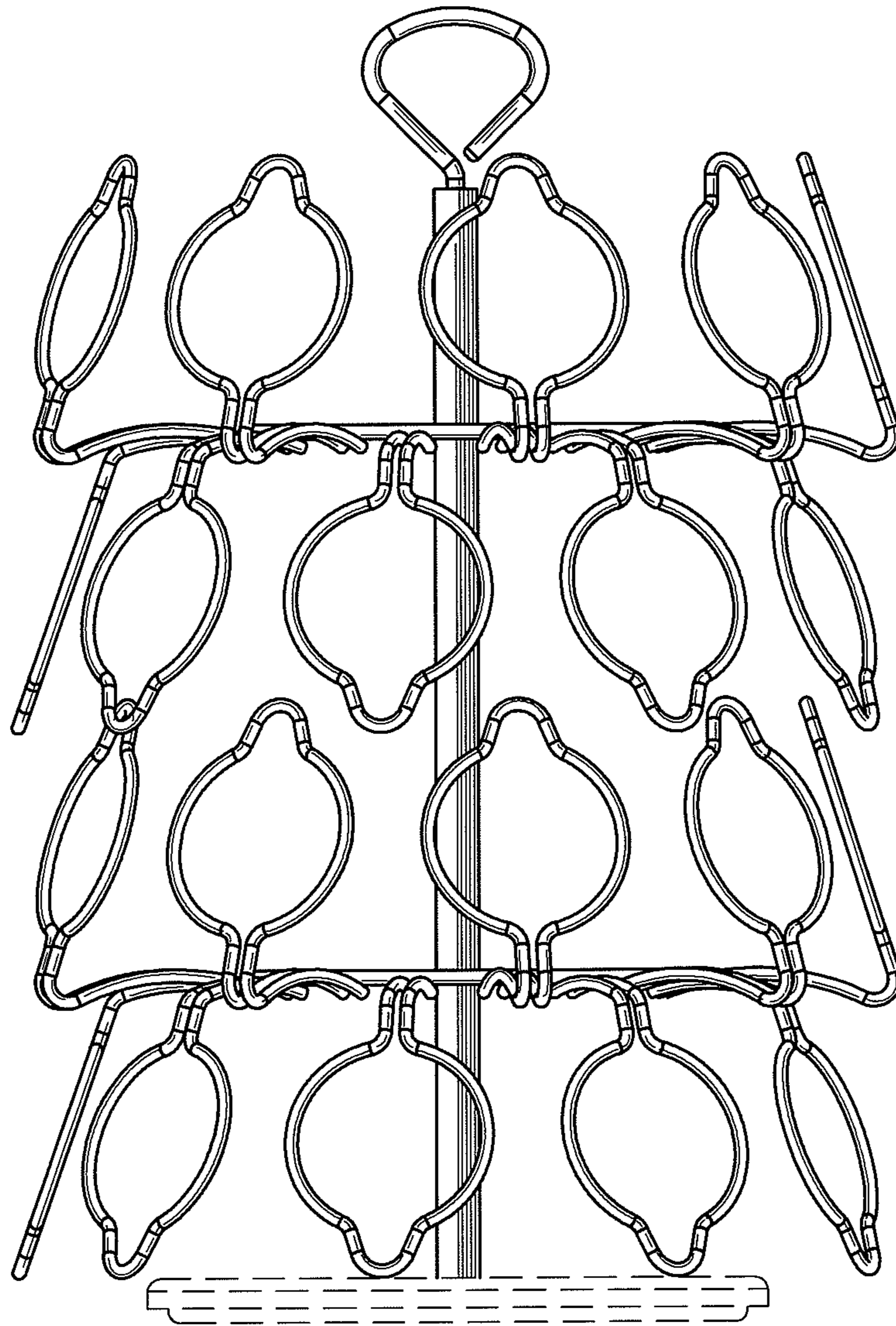


FIG.2

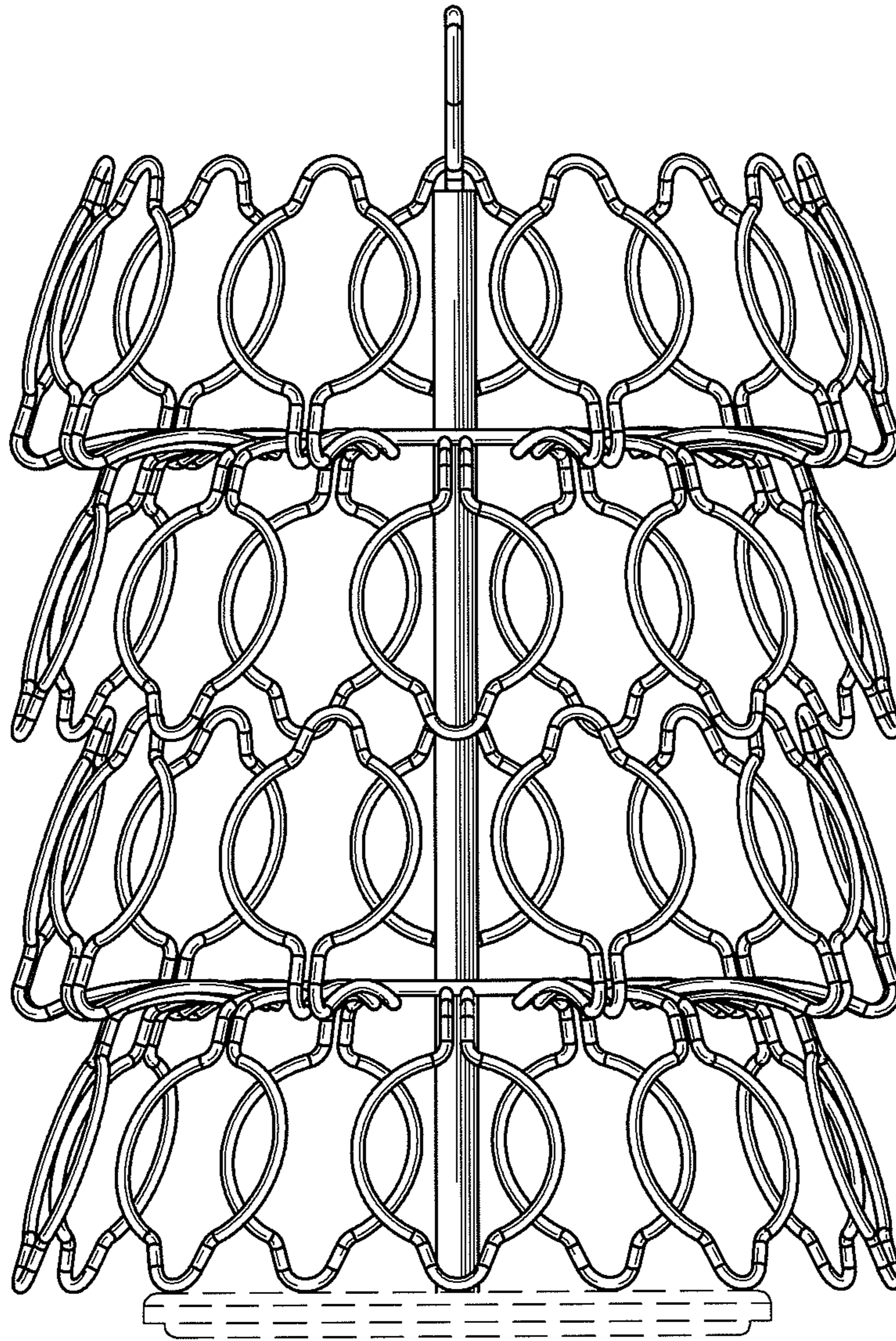


FIG.3

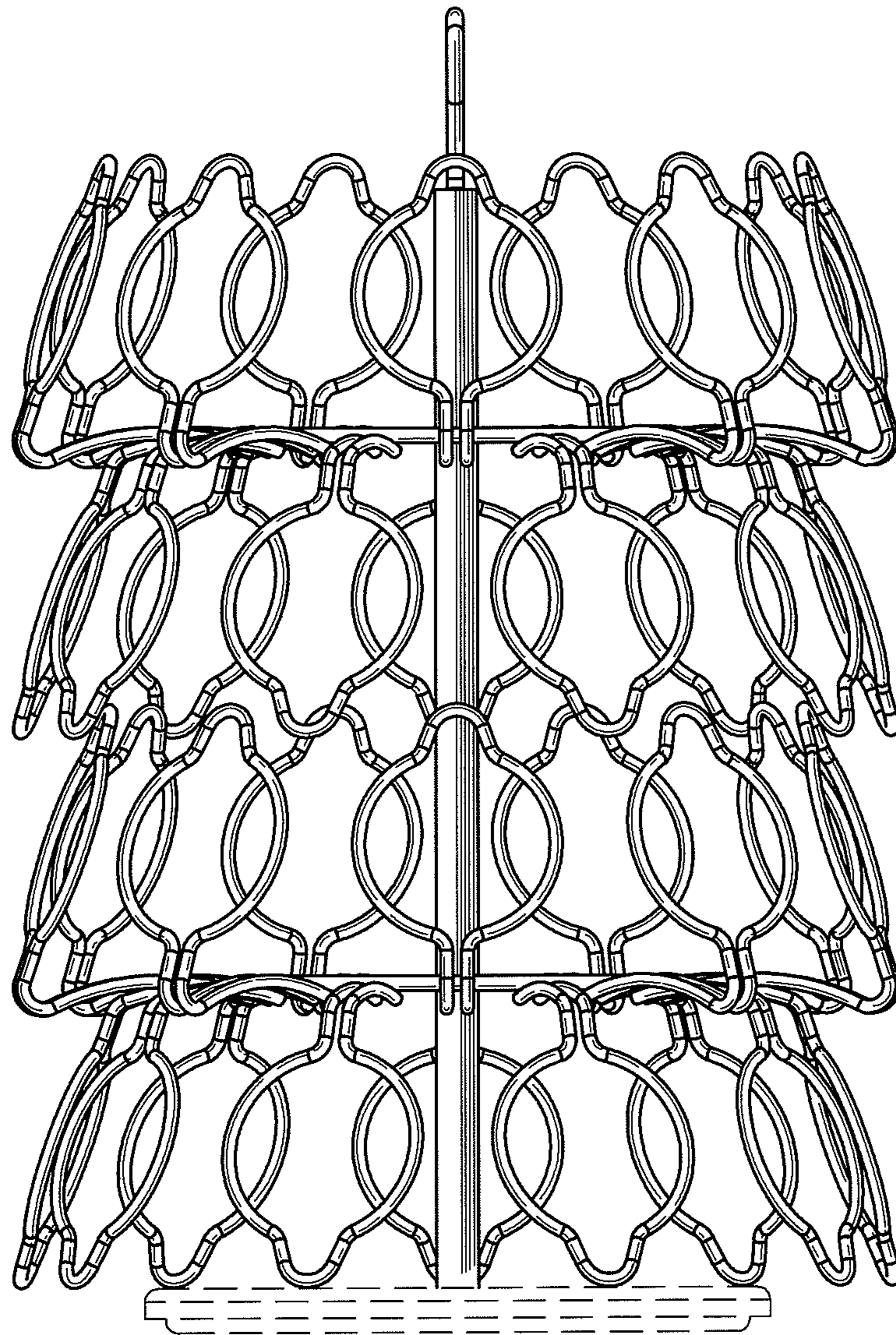


FIG.4

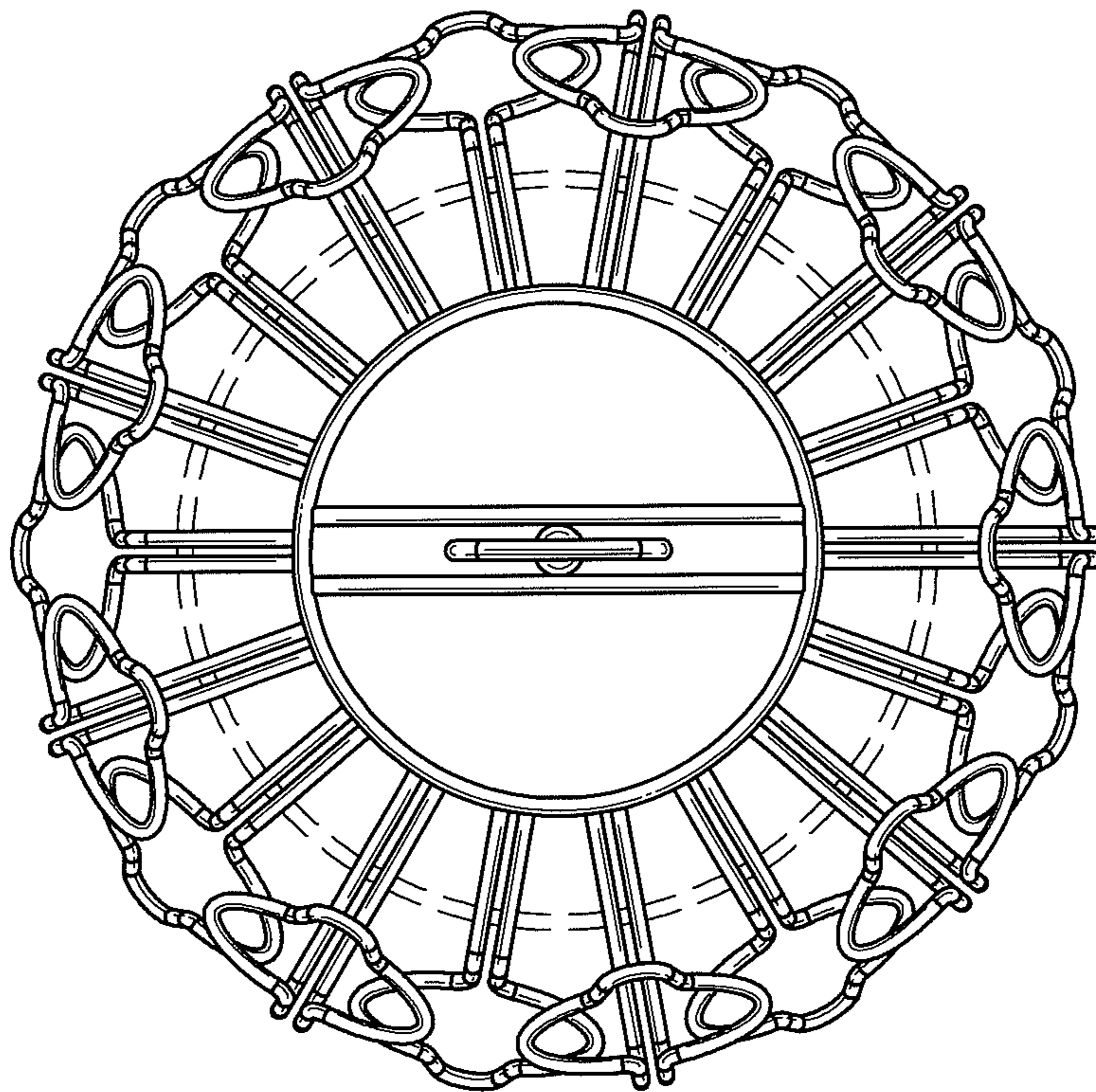


FIG.5




FIG.6