



US00D680383S

(12) **United States Design Patent**  
**Tsai**

(10) **Patent No.:** **US D680,383 S**  
(45) **Date of Patent:** **\*\* Apr. 23, 2013**

(54) **CIRCULARITY CUP RACK**  
(75) Inventor: **Tsung-Yu Tsai**, Changhua County (TW)  
(73) Assignee: **Dongguan Master United Plastic & Hardware Products Co., Ltd.**, Dongguan, Guandong Province (CN)

D621,640 S \* 8/2010 Tiemann ..... D6/469  
D626,382 S \* 11/2010 Tiemann ..... D7/600.2  
D629,655 S \* 12/2010 Tiemann ..... D7/600.2  
D636,643 S \* 4/2011 Tiemann ..... D7/702  
D643,684 S \* 8/2011 Tiemann ..... D7/600.2  
2007/0045206 A1\* 3/2007 Tiemann ..... 211/77

\* cited by examiner

(\*\*) Term: **14 Years**

*Primary Examiner* — Terry Wallace

(21) Appl. No.: **29/430,856**

(74) *Attorney, Agent, or Firm* — Muncy, Geissler, Olds & Lowe, PLLC

(22) Filed: **Aug. 30, 2012**

(57) **CLAIM**

(51) **LOC (9) Cl.** ..... **07-06**

The ornamental design for a circularity cup rack, as shown and described.

(52) **U.S. Cl.**

**DESCRIPTION**

USPC ..... **D7/600.4**

(58) **Field of Classification Search** ..... D7/600.1–600.4, D7/701–708; D6/454–469, 449, 450; 211/71.07, 211/70.6, 77, 78, 74, 85.31, 191.1, 119.12, 211/128.1, 85.26, 85.4, 133.2

FIG. 1 shows a perspective view of the present design. FIG. 2 shows a front view of the present design, which is the same as the rear view of the present design. FIG. 3 shows a left side view of the present design. FIG. 4 shows a right side view of the present design. FIG. 5 shows a top view of the present design; and, FIG. 6 shows a bottom view of the present design.

See application file for complete search history.

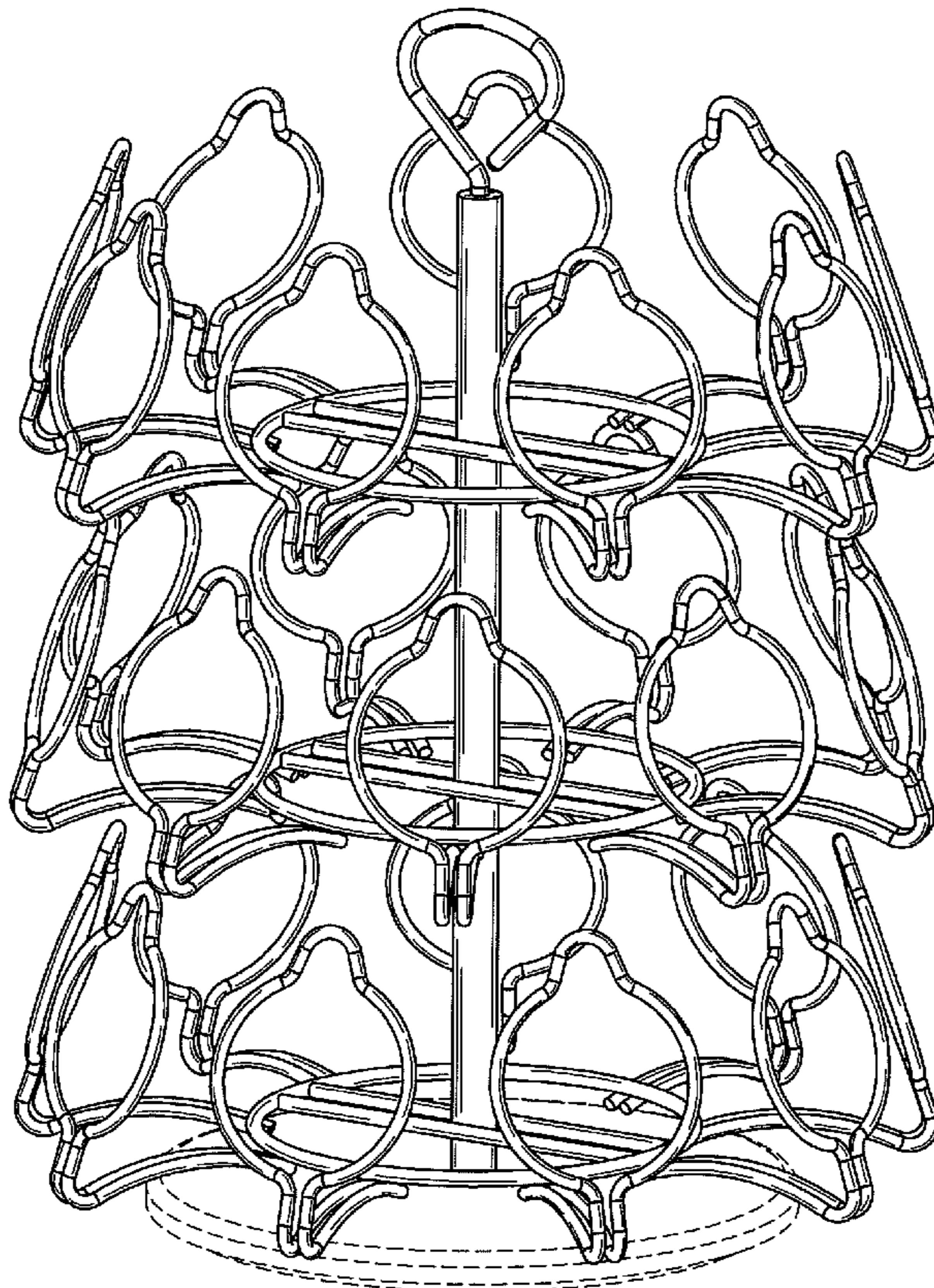
The broken lines showing of structural feature is indeed for the purpose of illustrating non-claimed subject matter and forms no part of the claimed design.

(56) **References Cited**

**U.S. PATENT DOCUMENTS**

D536,936 S \* 2/2007 Tiemann ..... D7/704  
D609,057 S \* 2/2010 Hertaus ..... D7/600.2  
D609,533 S \* 2/2010 Tiemann ..... D7/600.2  
D620,280 S \* 7/2010 Snider ..... D6/464

**1 Claim, 6 Drawing Sheets**



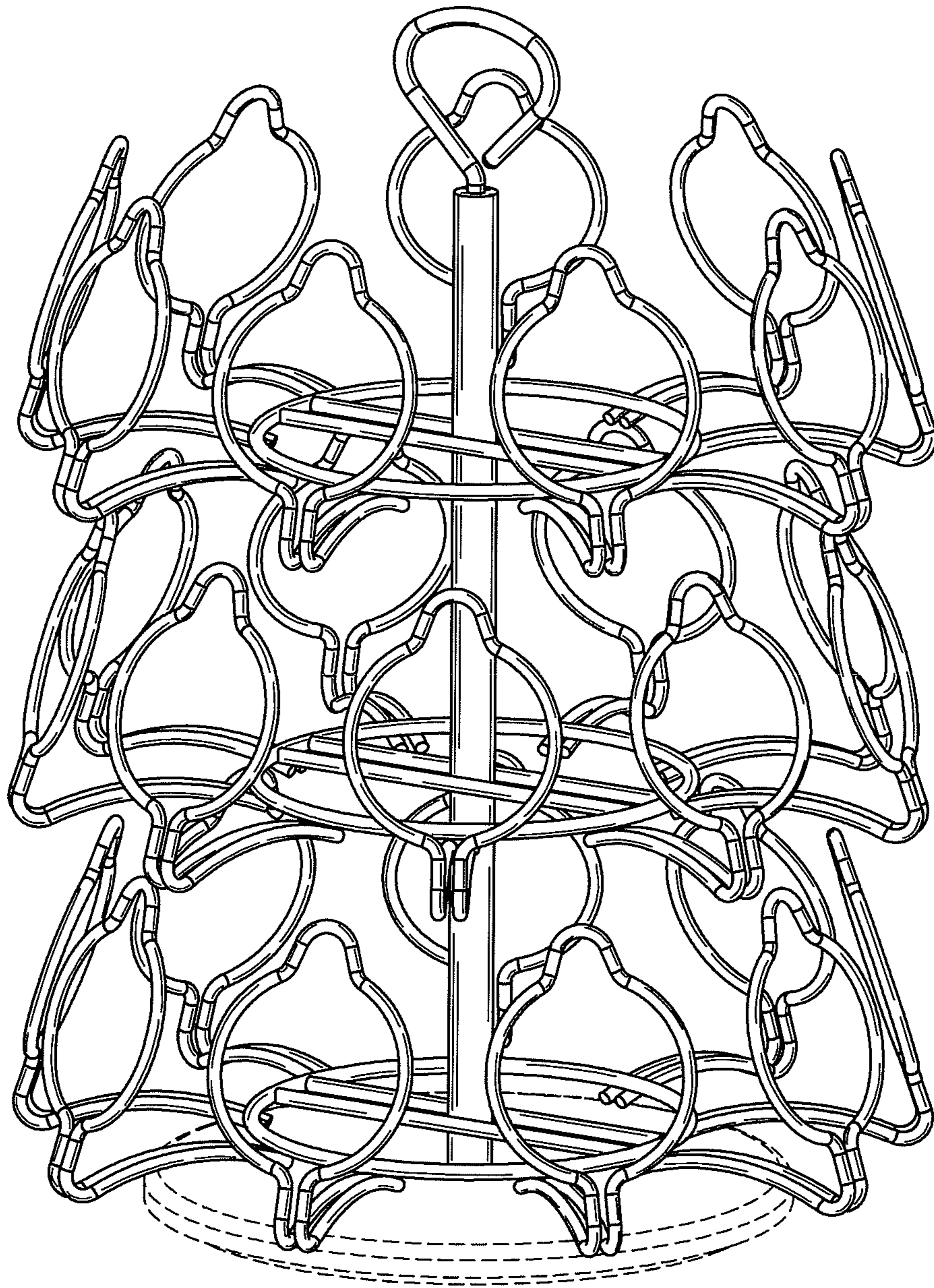


FIG. 1



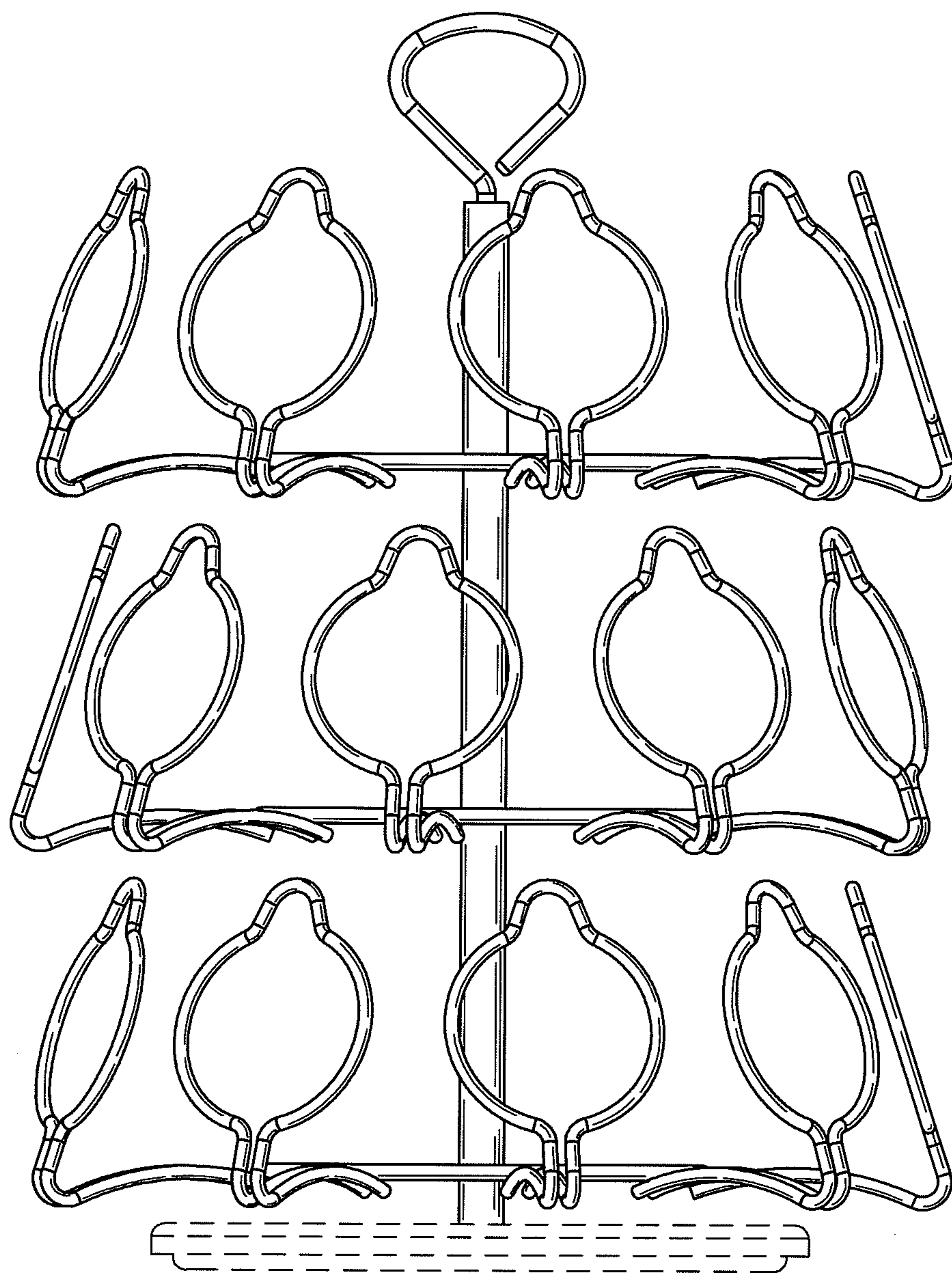


FIG. 2

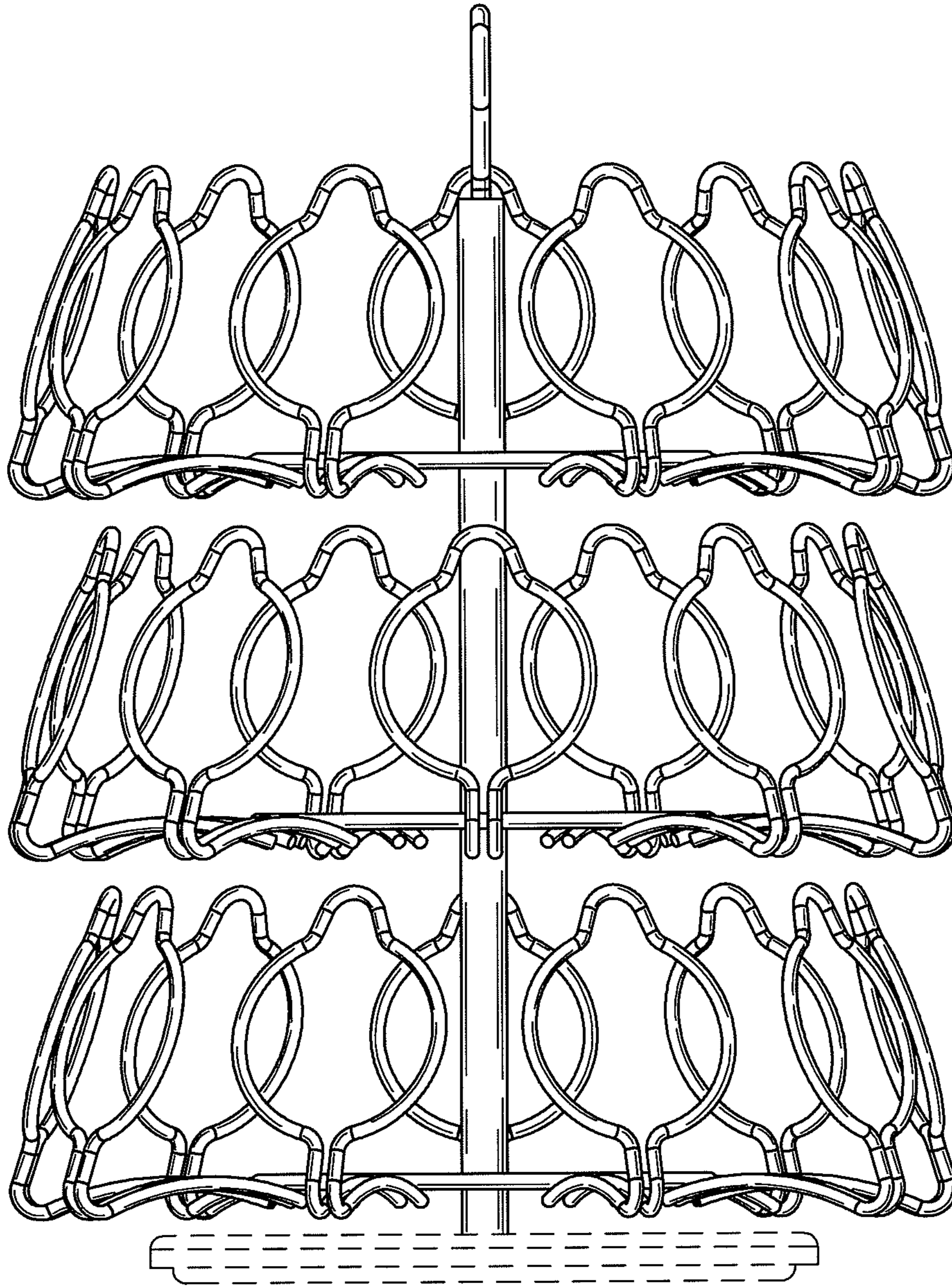


FIG. 3



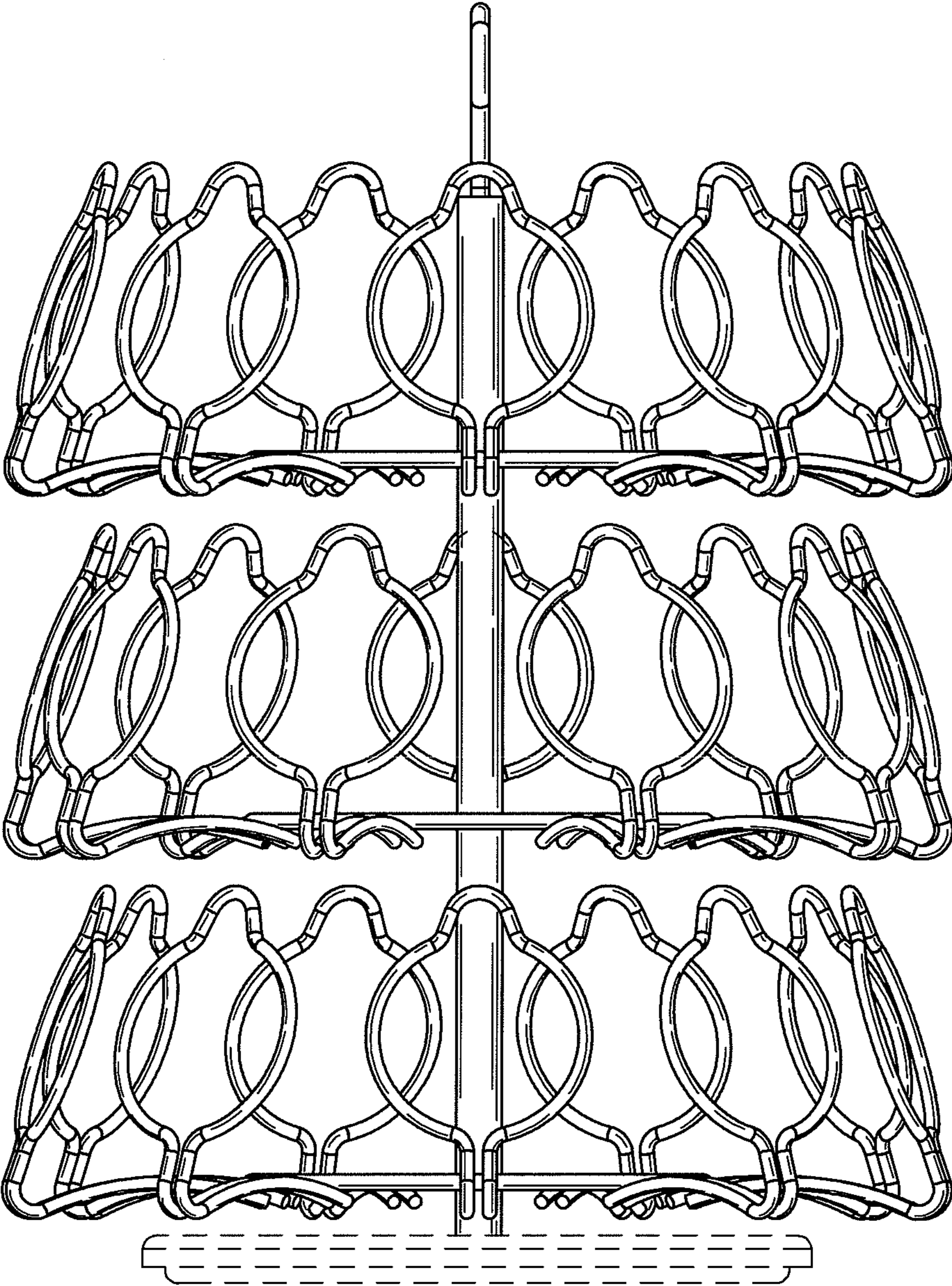


FIG. 4




FIG. 5




FIG. 6