



US00D680382S

(12) **United States Design Patent**
Tiemann

(10) **Patent No.:** **US D680,382 S**
(45) **Date of Patent:** **** Apr. 23, 2013**

(54) **CAROUSEL FOR HOLDING BEVERAGE CARTRIDGES**

(75) Inventor: **Frank R. Tiemann**, Madison Lake, MN (US)

(73) Assignee: **Nifty Home Products, Inc.**, Madison Lake, MN (US)

(**) Term: **14 Years**

(21) Appl. No.: **29/422,524**

(22) Filed: **May 22, 2012**

(51) **LOC (9) Cl.** **07-06**

(52) **U.S. Cl.**
USPC **D7/600.2**

(58) **Field of Classification Search** D7/600.1-600.4,
D7/590, 600, 602, 603, 619.1, 701-708;
D9/739, 741, 744, 747; D6/462-469, 396,
D6/397, 400, 403, 405, 449, 451, 457, 473,
D6/485, 490, 495, 509, 512-516, 534, 552,
D6/572; 211/14, 59.2, 70.6, 70.7, 71.01,
211/74, 75, 77, 78, 85.26, 85.4, 106, 126.7,
211/129.1, 131.1, 133.1, 133.2, 133.4, 133.5,
211/133.6; 220/23.83, 23.88

See application file for complete search history.

(56) **References Cited**

U.S. PATENT DOCUMENTS

D498,982 S	*	11/2004	Hockey	D7/600.2
D536,936 S		2/2007	Tiemann		
D544,308 S		6/2007	Tiemann		
D586,185 S		2/2009	Tiemann		
D609,057 S		2/2010	Hertaus		
D609,533 S		2/2010	Tiemann		
D617,124 S		6/2010	Snider		

D620,280 S	7/2010	Snider	
D621,640 S	8/2010	Tiemann	
D626,382 S	11/2010	Tiemann	
D629,655 S	12/2010	Tiemann	
D634,978 S	3/2011	Tiemann	
D636,643 S	4/2011	Tiemann	
D640,884 S	7/2011	Tiemann	
D643,684 S	8/2011	Tiemann	
D648,600 S	11/2011	Tiemann	
D650,240 S	*	12/2011	Hertaus D7/600.2
D662,782 S	7/2012	Tiemann	
D664,401 S	7/2012	Tiemann	
2007/0045206 A1	3/2007	Tiemann	

FOREIGN PATENT DOCUMENTS

CA 138042 7/2011

* cited by examiner

Primary Examiner — Ian Simmons

Assistant Examiner — Shannon Weekley

(74) *Attorney, Agent, or Firm* — Thomas J. Nikolai; Nikolai & Mersereau, P.A.

(57) **CLAIM**

The ornamental design for a carousel for holding beverage cartridges, as shown and described.

DESCRIPTION

FIG. 1 is a front perspective view of the carousel for holding beverage cartridges;

FIG. 2 is a front view thereof;

FIG. 3 is a right side view thereof;

FIG. 4 is a rear view thereof;

FIG. 5 is a left side view thereof;

FIG. 6 is a top view thereof; and,

FIG. 7 is a bottom view thereof.

1 Claim, 7 Drawing Sheets

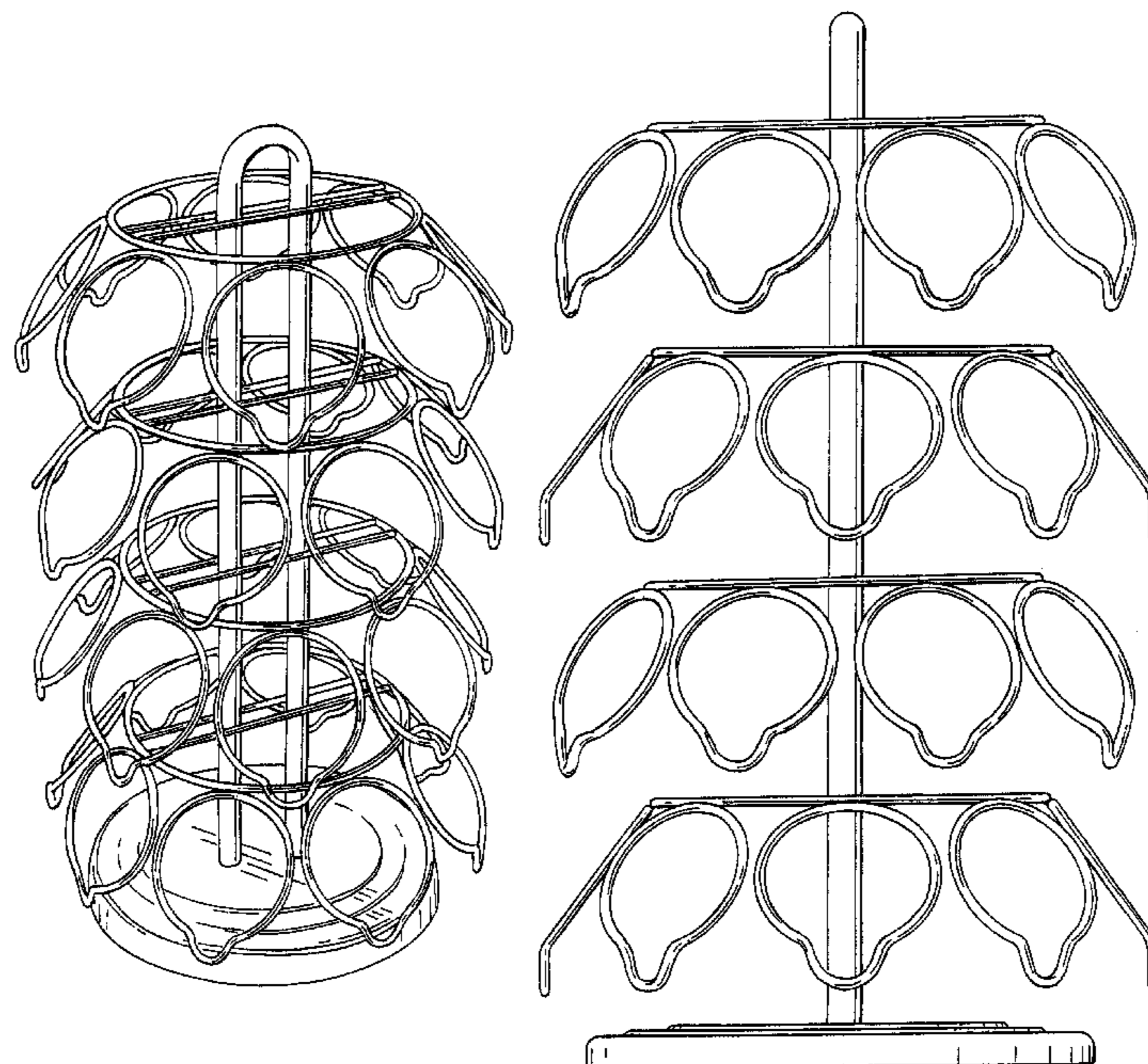


FIG. 1

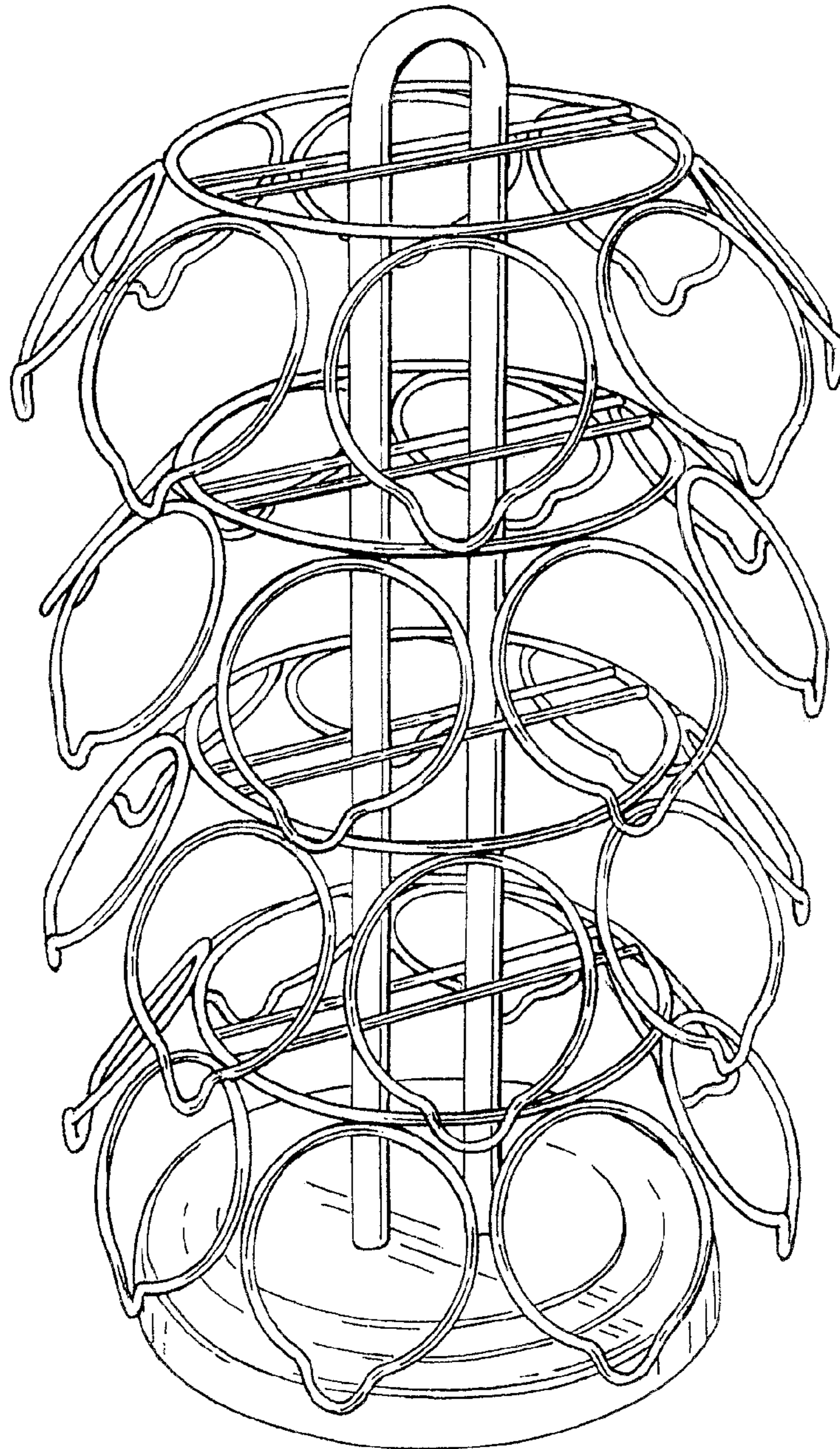


FIG. 2

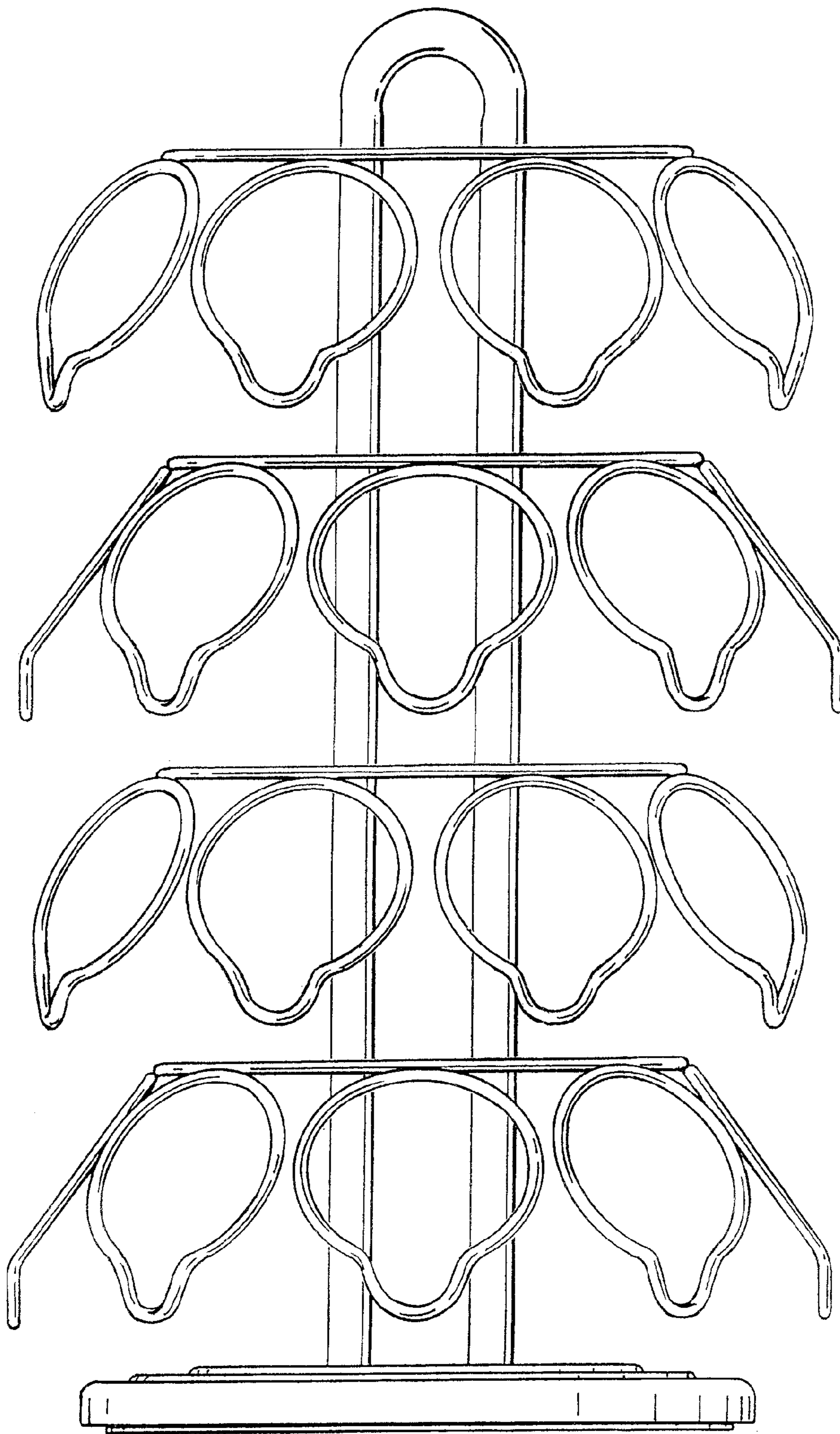


FIG. 3

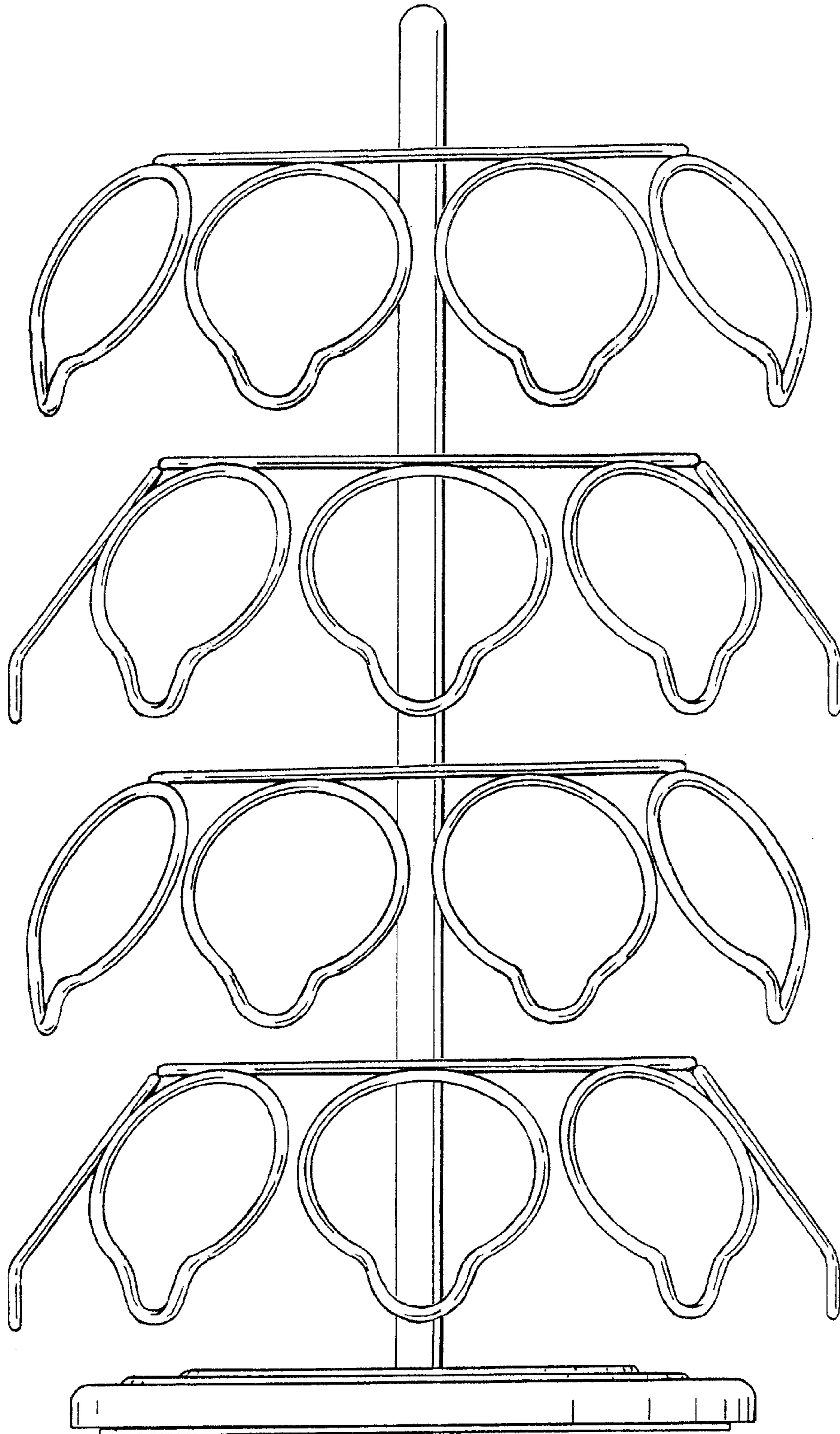


FIG. 4

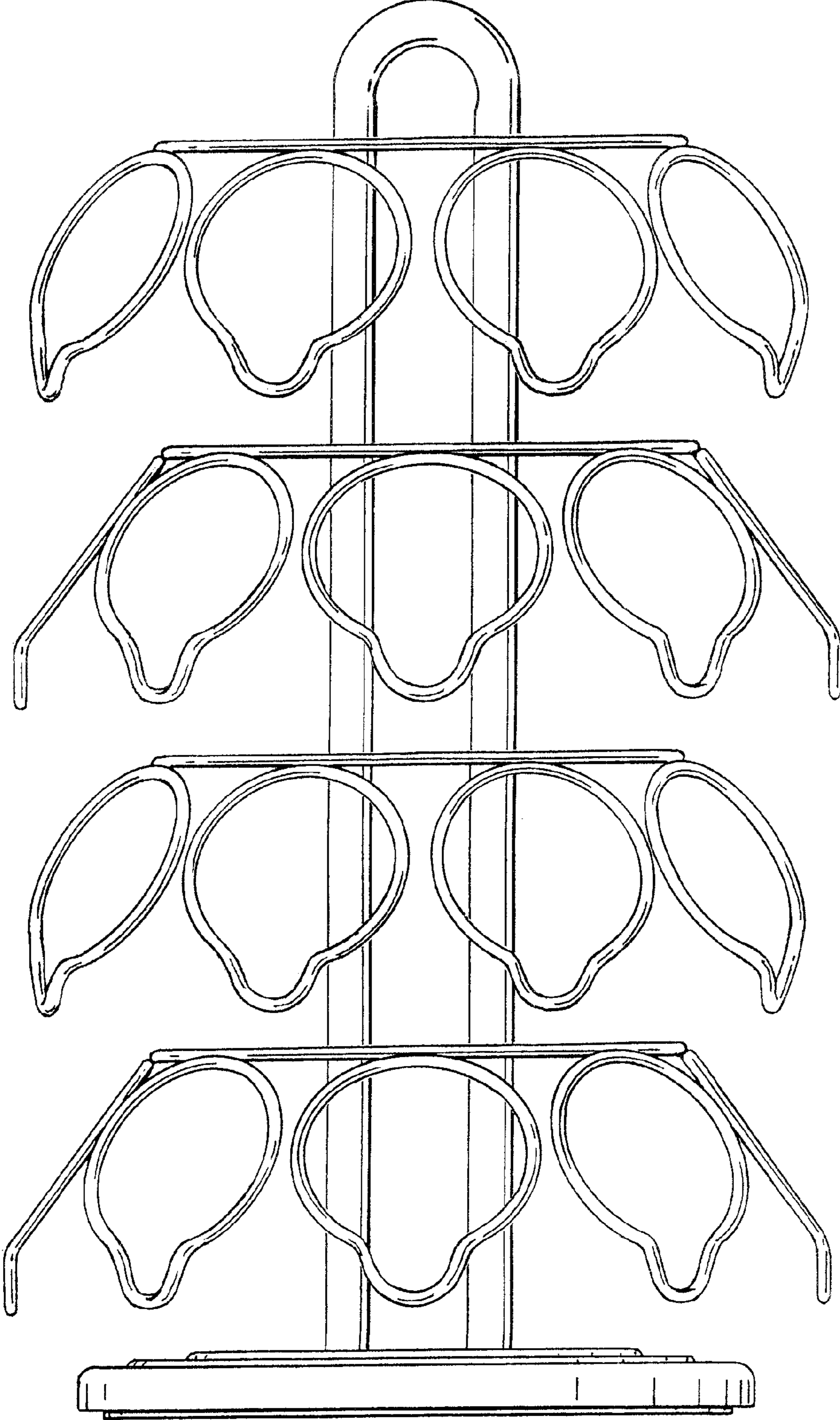


FIG. 5

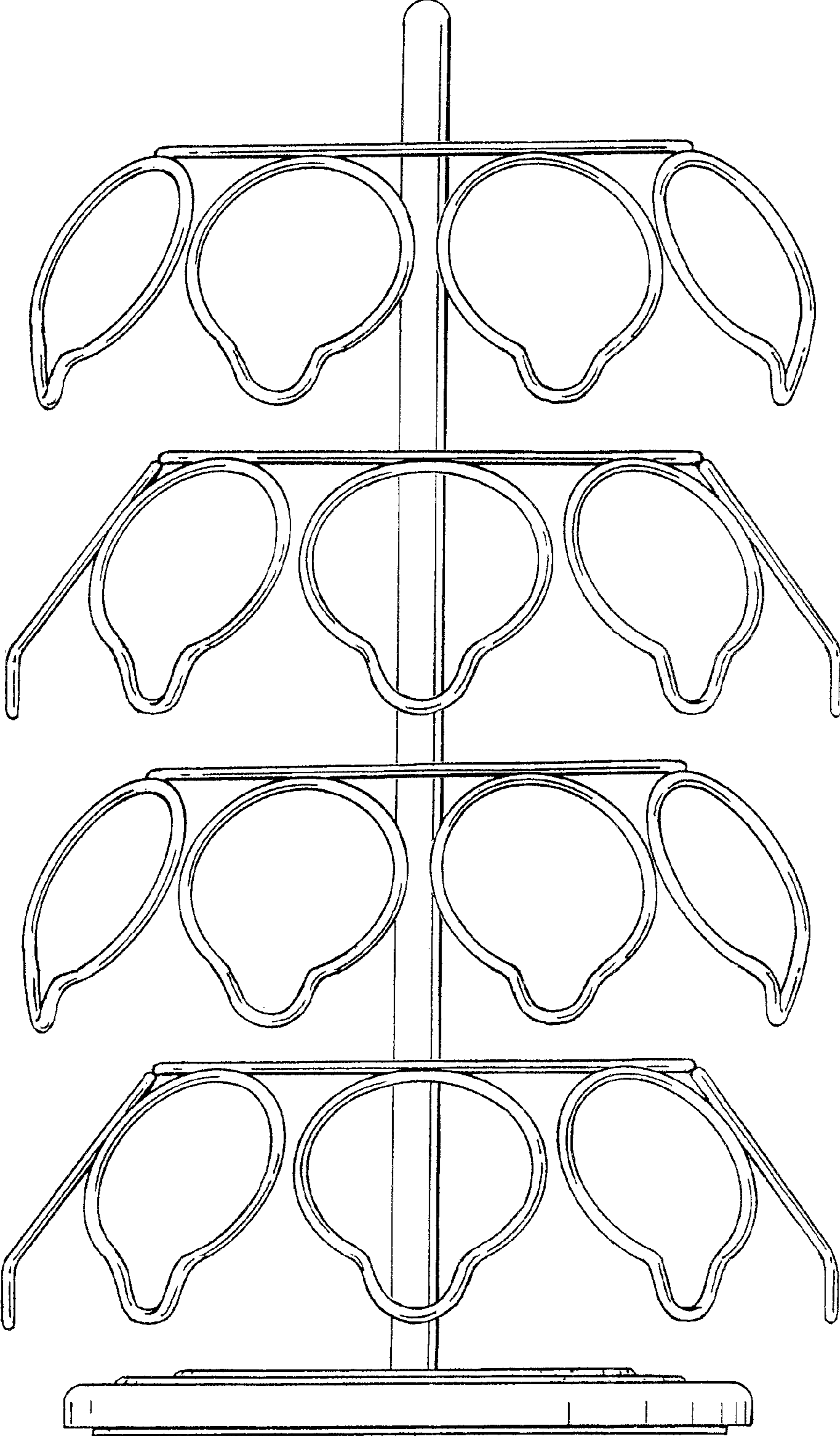


FIG. 6




FIG. 7

