



US00D680360S

(12) **United States Design Patent**
Ogawa

(10) **Patent No.:** **US D680,360 S**

(45) **Date of Patent:** **** Apr. 23, 2013**

(54) **HEATER FOR CHAIR**

(56) **References Cited**

(71) Applicant: **Raydent Kogyo Kabushiki Kaisha,**
Kyoto-fu (JP)

(72) Inventor: **Ikuo Ogawa,** Kyoto-fu (JP)

(73) Assignee: **Raydent Kogyo Kabushiki Kaisha,**
Kyoto-Fu (JP)

(**) Term: **14 Years**

(21) Appl. No.: **29/432,692**

(22) Filed: **Sep. 19, 2012**

(30) **Foreign Application Priority Data**

Mar. 19, 2012 (JP) 2012-006200

(51) **LOC (9) Cl.** **06-13**

(52) **U.S. Cl.**
USPC **D6/611**

(58) **Field of Classification Search** D6/610,
D6/611, 596, 601, 602, 603, 615, 617, 621;
D7/332, 334-337; D12/401-405; 135/87,
135/88.01, 95; 150/165-167, 158, 154; 280/770;
296/136.01, 136.1, 136.11

See application file for complete search history.

U.S. PATENT DOCUMENTS

4,676,376	A *	6/1987	Keiswetter	206/494
4,892,353	A *	1/1990	Goddard	297/224
5,150,945	A *	9/1992	Aupperlee et al.	297/184.13
5,709,431	A *	1/1998	Horn	297/228.1
5,806,925	A *	9/1998	Hanley	297/229
D610,855	S *	3/2010	Siklosi	D6/611
D624,343	S *	9/2010	Long	D6/601
2005/0225135	A1 *	10/2005	Moses	297/228.1
2010/0001565	A1 *	1/2010	Gray et al.	297/229

* cited by examiner

Primary Examiner — Katrina A Betton

(74) *Attorney, Agent, or Firm* — Jordan and HamburgLLP

(57) **CLAIM**

The ornamental design for a heater for chair, as shown and described.

DESCRIPTION

FIG. 1 is a perspective view of a heater for chair showing my new design;

FIG. 2 is a top plan view thereof;

FIG. 3 is a right side elevational view thereof;

FIG. 4 is a bottom plan view thereof;

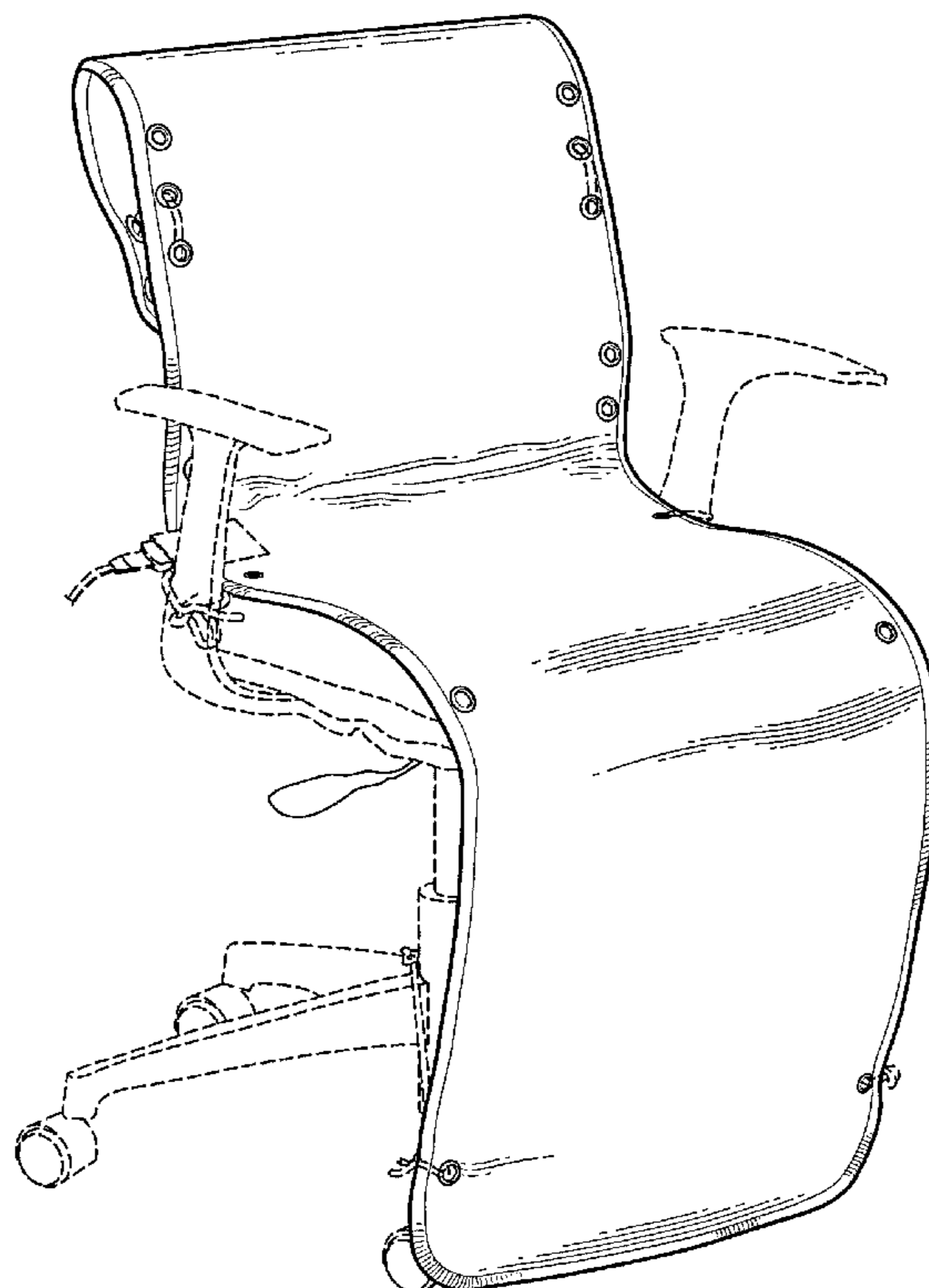
FIG. 5 is a left side elevational view thereof;

FIG. 6 is a bottom end elevational view thereof; and,

FIG. 7 is a top end elevational view thereof.

The broken line depictions of a chair, tie strings, power cord and power cord receptacle are illustrative of environmental structure and form no part of the claimed design.

1 Claim, 4 Drawing Sheets



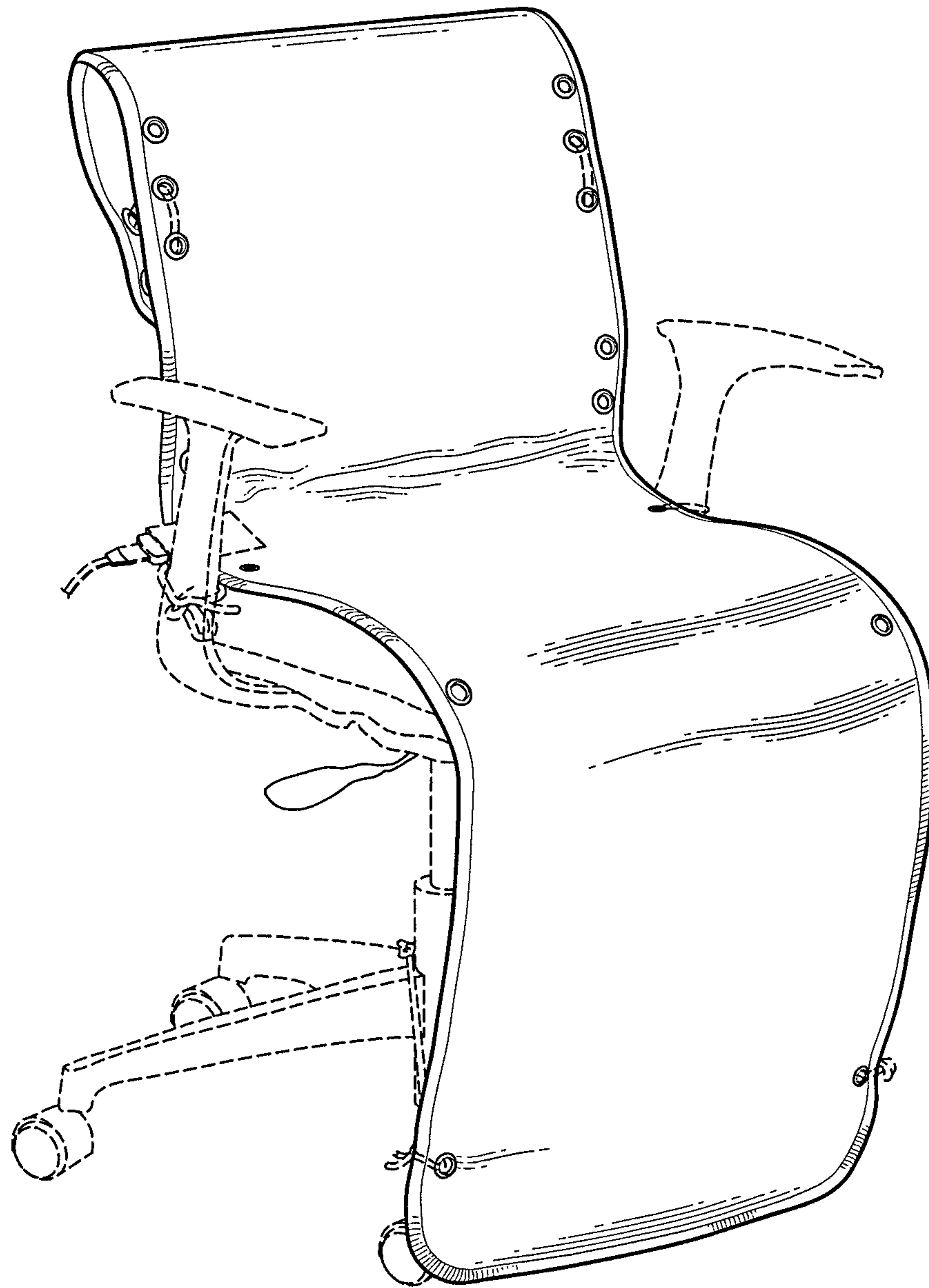


FIG. 1

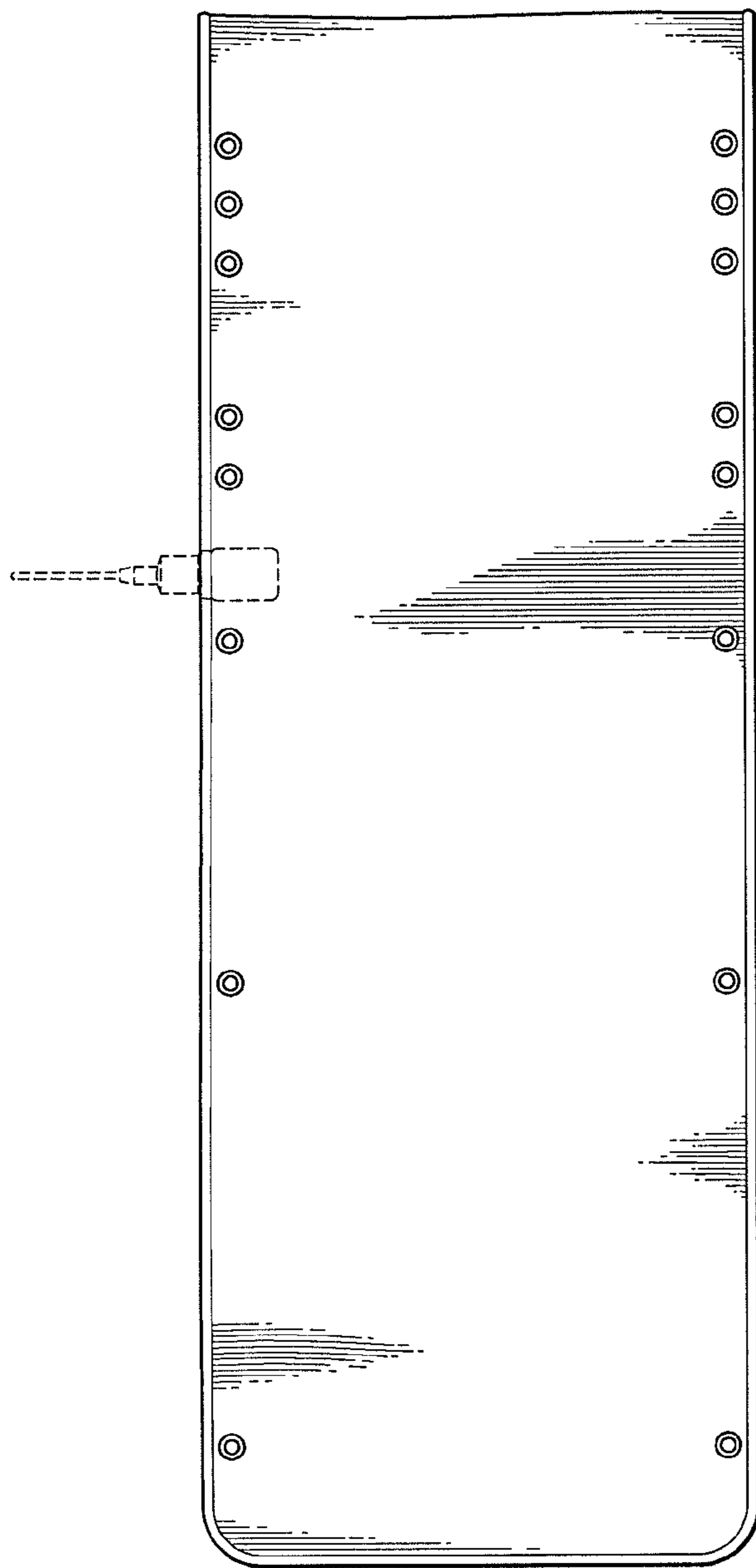


FIG. 2



FIG. 3

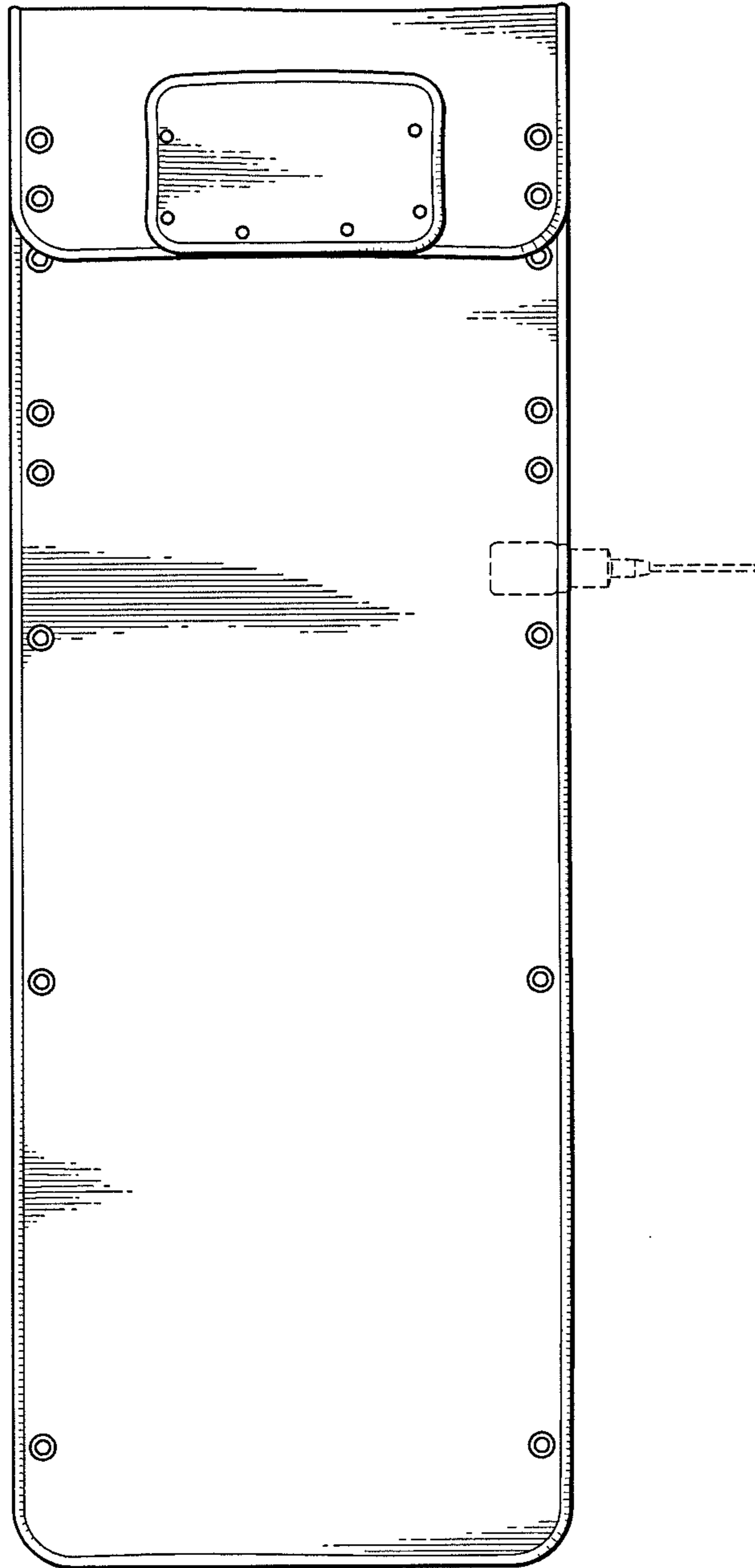


FIG. 4

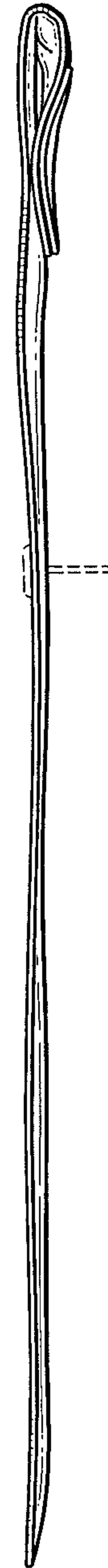


FIG. 5




FIG. 6

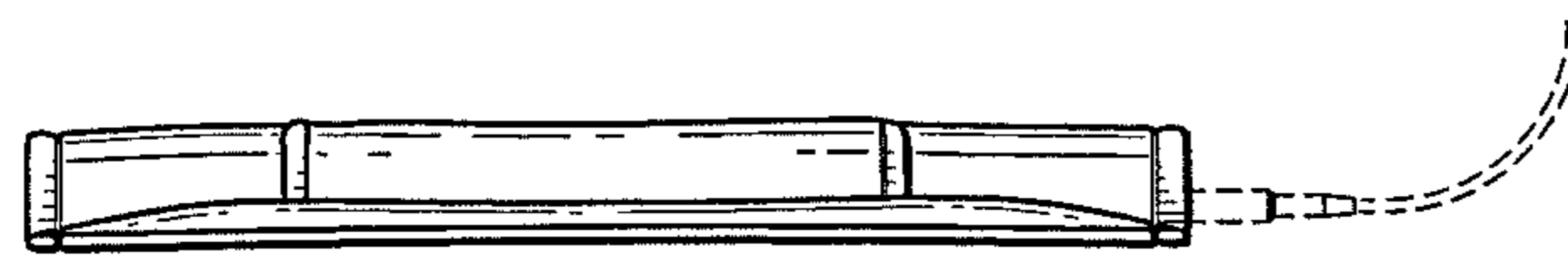


FIG. 7