



US00D680358S

(12) **United States Design Patent**
Tjoflat

(10) **Patent No.:** **US D680,358 S**
(45) **Date of Patent:** **** Apr. 23, 2013**

(54) **MATTRESS INCLUDING A MATTRESS HANDLE**

(75) Inventor: **Cindy Tjoflat**, Tucker, GA (US)

(73) Assignee: **Dreamwell, Ltd.**, Las Vegas, NV (US)

(**) Term: **14 Years**

(21) Appl. No.: **29/424,677**

(22) Filed: **Jun. 14, 2012**

Related U.S. Application Data

(63) Continuation of application No. 13/006,828, filed on Jan. 14, 2011.

(51) **LOC (9) Cl.** **06-09**

(52) **U.S. Cl.**
USPC **D6/605**

(58) **Field of Classification Search** D6/595,
D6/596, 601, 604, 605; 5/690, 703, 704,
5/716, 717, 739, 740, 657.5, 675, 680, 688,
5/700, 706, 737, 499, 496, 498
See application file for complete search history.

(56) **References Cited**

U.S. PATENT DOCUMENTS

604,043	A *	5/1898	Hall	5/703
1,144,888	A *	6/1915	Bradshaw	5/703
1,596,209	A *	8/1926	Mulkey	5/703
D102,646	S *	1/1937	Bowersox et al.	D6/605
3,859,679	A	1/1975	Bartz et al.		

4,316,298	A	2/1982	Russo et al.		
4,336,635	A *	6/1982	Lantz	24/72.5
4,930,170	A	6/1990	Kobayashi		
D377,433	S	1/1997	Funk et al.		
5,632,054	A	5/1997	Hutton et al.		
5,864,907	A	2/1999	Hutton et al.		
5,937,463	A	8/1999	Hutton et al.		
6,176,002	B1	1/2001	Korb		
7,243,382	B2	7/2007	Weedling et al.		
D622,531	S *	8/2010	Morrison et al.	D6/605
2012/0131750	A1 *	5/2012	Kenalty et al.	5/626

* cited by examiner

Primary Examiner — Janice Seeger

(74) *Attorney, Agent, or Firm* — Cantor Colburn LLP

(57) **CLAIM**

I claim, the ornamental design for a mattress including a mattress handle, as shown and described.

DESCRIPTION

FIG. 1 is a perspective view of a mattress showing our new handle design; and

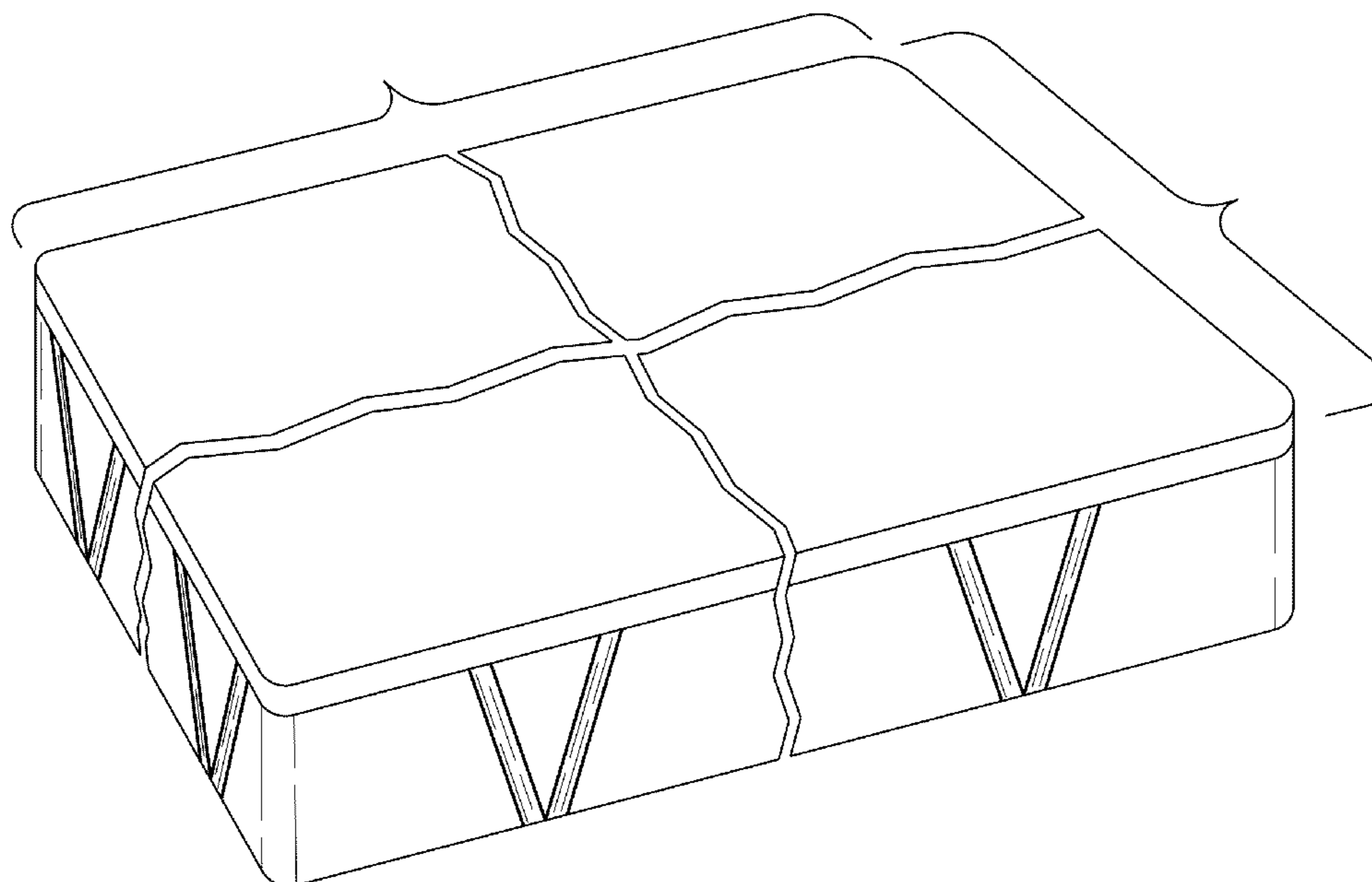
FIG. 2 is a right side view of the mattress of FIG. 1 illustrating the new handle design; and,

FIG. 3 is an end side view of the mattress of FIG. 1 illustrating the new handle design.

The left side view of the illustrated mattress is not shown because it is mirror image of the right side view shown in FIG. 2.

The top side view of the illustrated mattress is not shown because it is a mirror image of the end side view shown in FIG. 3

1 Claim, 2 Drawing Sheets



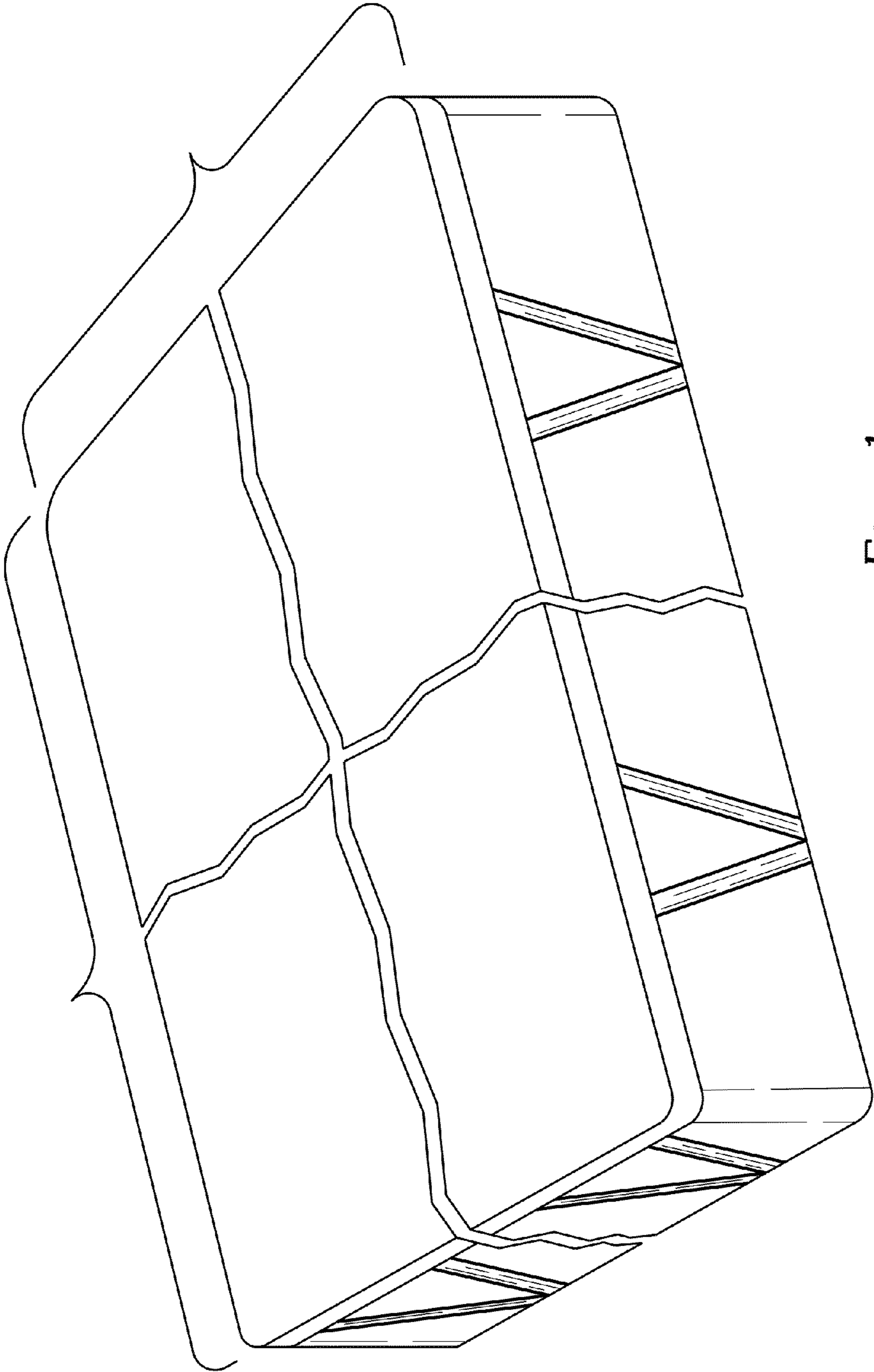


Fig. 1

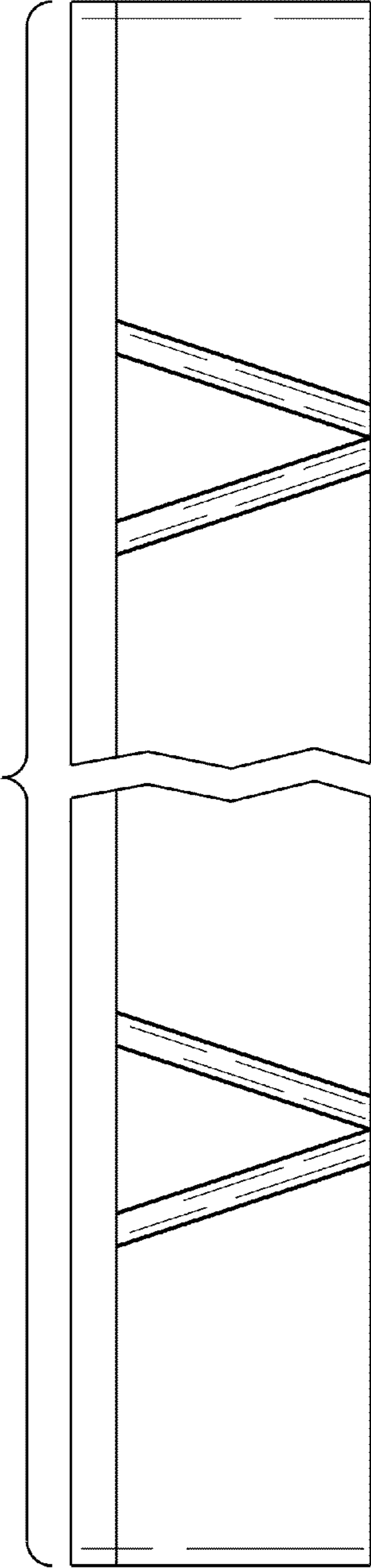


Fig. 2

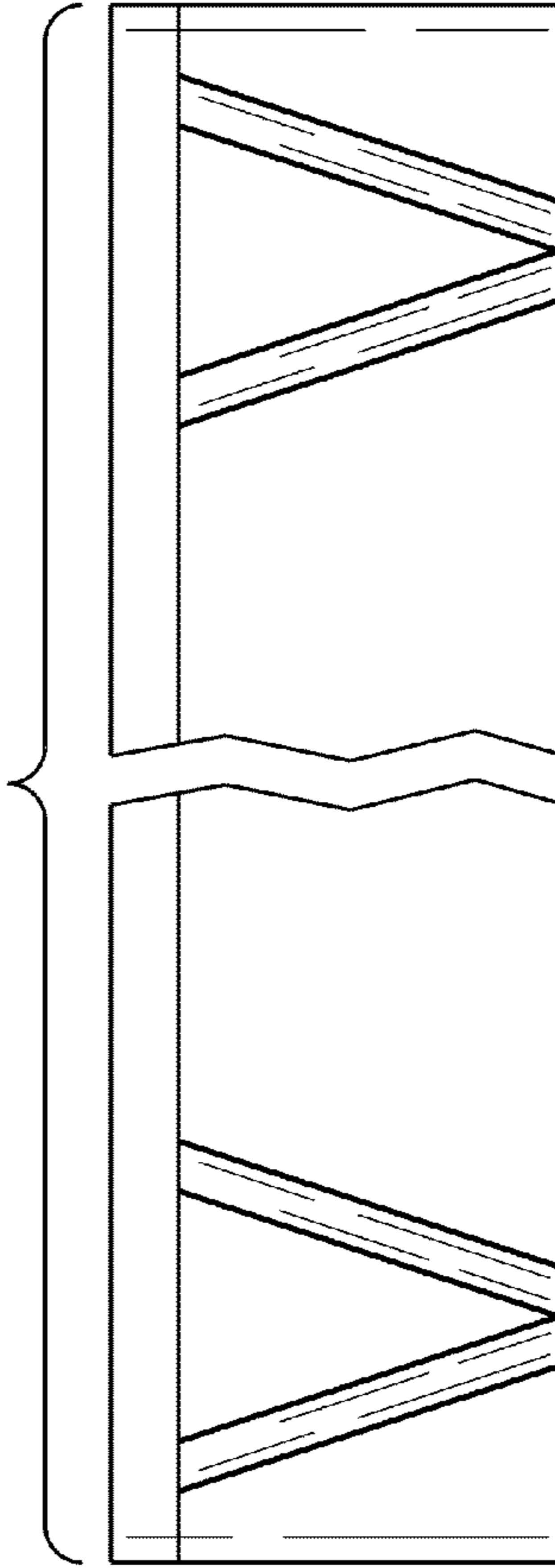


Fig. 3