



US00D680353S

(12) **United States Design Patent**
Hawkins

(10) **Patent No.:** **US D680,353 S**
(45) **Date of Patent:** **** Apr. 23, 2013**

(54) **DISPLAY SHELF**

(71) Applicant: **Target Brands, Inc.**, Minneapolis, MN
(US)

(72) Inventor: **Laura L. Hawkins**, Minneapolis, MN
(US)

(73) Assignee: **Target Brands, Inc.**, Minneapolis, MN
(US)

(**) Term: **14 Years**

(21) Appl. No.: **29/438,173**

(22) Filed: **Nov. 27, 2012**

(51) **LOC (9) Cl.** **06-06**

(52) **U.S. Cl.**
USPC **D6/468**

(58) **Field of Classification Search** D6/396-397,
D6/449, 466-469, 556-558; D19/79-80,
D19/81-83; D3/304-305, 313-316; 211/59.3,
211/14, 71.1, 85.2, 85.48, 85.23; 221/27-29
See application file for complete search history.

(56) **References Cited**

U.S. PATENT DOCUMENTS

491,786 A	2/1893	Schurig et al.	
731,710 A	6/1903	Renken	
1,474,753 A	11/1923	Zrebiec	
1,970,370 A	8/1934	Foser	
2,688,408 A	9/1954	Binggely	
3,711,048 A	1/1973	Thalenfeld	
4,026,220 A	5/1977	Schuring, Jr.	
4,608,776 A	9/1986	Kooy	
D296,630 S *	7/1988	Renold et al.	D6/468
4,828,209 A	5/1989	Niemi	
D304,554 S	11/1989	Dinerman	
5,215,200 A	6/1993	Rosenthal	
5,318,187 A	6/1994	Rosenthal	
5,570,540 A	11/1996	Womack et al.	

5,881,892 A	3/1999	Loo	
6,012,585 A	1/2000	Parker	
D456,911 S *	5/2002	Janesky	D25/119
D485,452 S *	1/2004	Boron et al.	D6/469
7,014,280 B2	3/2006	Borgen et al.	
D518,316 S *	4/2006	Gusdorf et al.	D6/474
7,020,997 B1	4/2006	Thomas	
D524,577 S *	7/2006	Gusdorf et al.	D6/474
D540,566 S *	4/2007	Scholen et al.	D6/449
D543,383 S *	5/2007	Edison et al.	D6/474

(Continued)

FOREIGN PATENT DOCUMENTS

DE	29801530 U	5/1998
GB	1386866	3/1975
GB	2183392 A	6/1987

Primary Examiner — Kelley Donnelly

(74) *Attorney, Agent, or Firm* — Leanne Taveggia Farrell;
Westman, Champlin & Kelly, P.A.

(57) **CLAIM**

I claim the ornamental design for a display shelf, as shown and described.

DESCRIPTION

FIG. 1 is a perspective view of a first embodiment of a display shelf;

FIG. 2 is a front view thereof;

FIG. 3 is a top view thereof; and

FIG. 4 is a side view thereof.

FIG. 5 is a perspective view of a second embodiment of a display shelf;

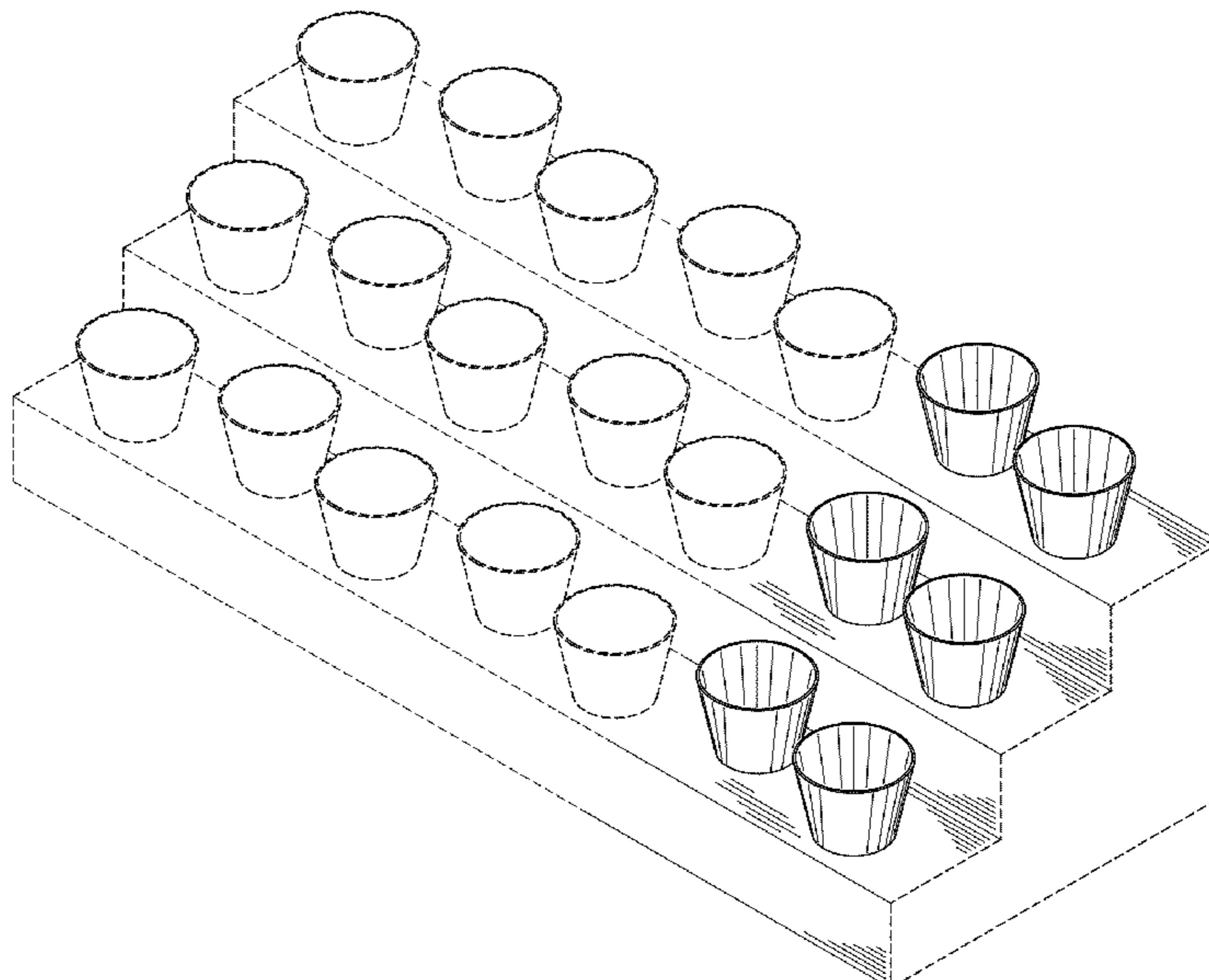
FIG. 6 is a front view thereof;

FIG. 7 is a top view thereof; and,

FIG. 8 is a side view thereof, the opposing side being a mirror image.

The broken lines shown in the drawings are included for purposes of illustrating portions of the display shelf and form no part of the claimed design.

1 Claim, 8 Drawing Sheets



US D680,353 S

Page 2

U.S. PATENT DOCUMENTS

D574,434 S *	8/2008	Siegel	D19/85	D634,565 S *	3/2011	Goldberg	D6/466
D603,181 S	11/2009	Carlington		D665,196 S *	8/2012	Plikat et al.	D6/468
7,665,618 B2 *	2/2010	Jay et al.	211/59.2	8,292,097 B2 *	10/2012	Goldberg	211/85.2
D618,280 S *	6/2010	Siegel	D19/85	D673,392 S *	1/2013	Noppe	D6/675.3
D622,077 S *	8/2010	Nash	D6/396	2004/0115373 A1	6/2004	Dancer et al.	
7,810,291 B2 *	10/2010	McPherson	52/302.3	2004/0115595 A1	6/2004	Dancer et al.	
7,815,059 B2	10/2010	Mulholland et al.		2005/0150849 A1	7/2005	Campellone et al.	
D626,764 S *	11/2010	Harris et al.	D6/468	2006/0043038 A1	3/2006	Wetzel et al.	
D633,731 S *	3/2011	Pohl	D6/468	2009/0077876 A1	3/2009	Eghbal et al.	

* cited by examiner

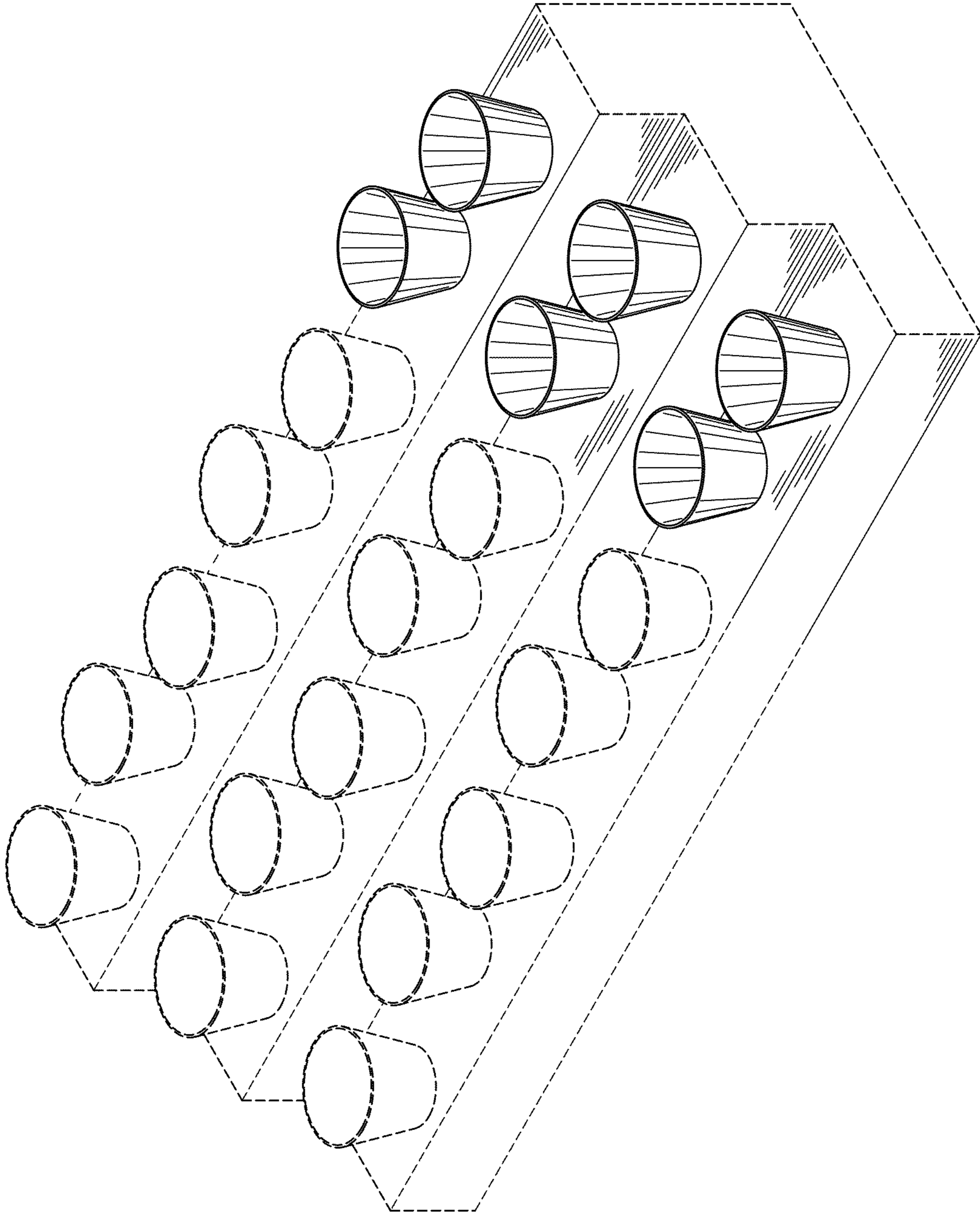


Fig. 1

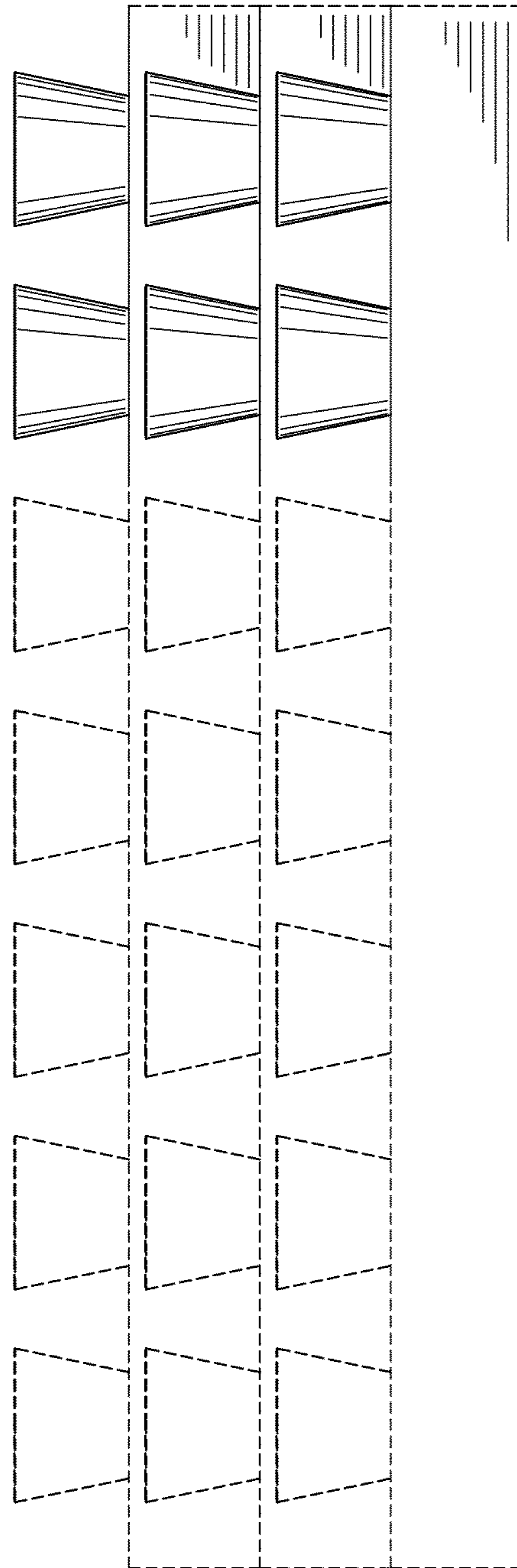


Fig. 2

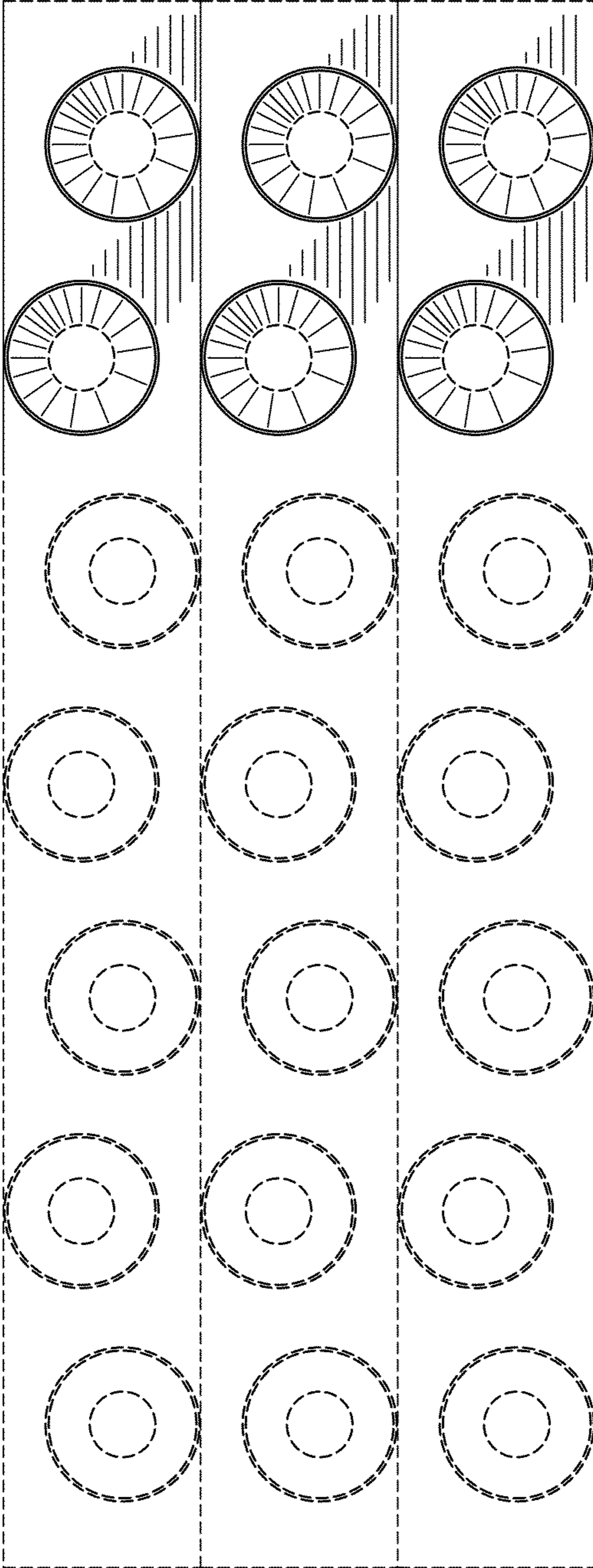


Fig. 3

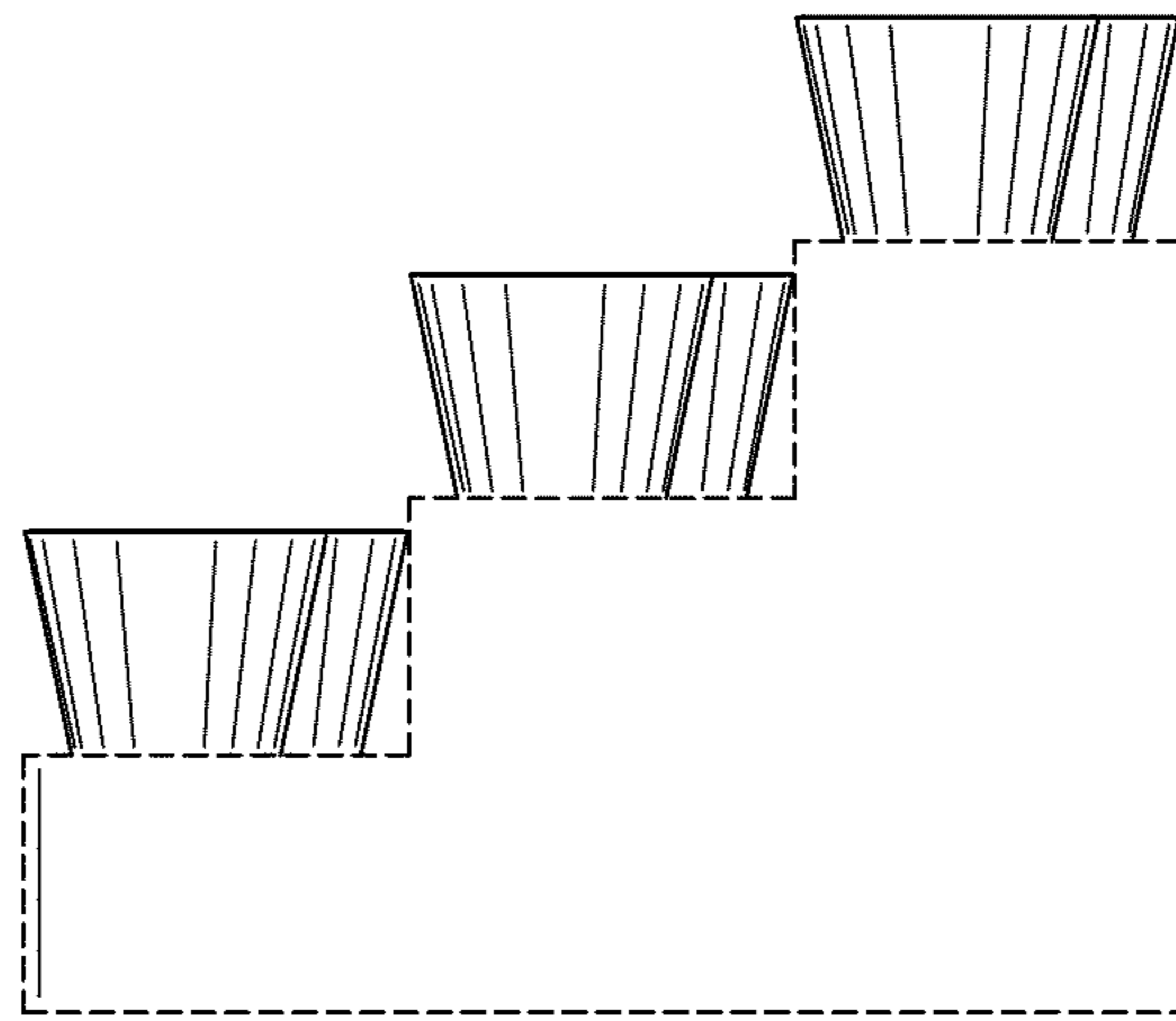


Fig. 4

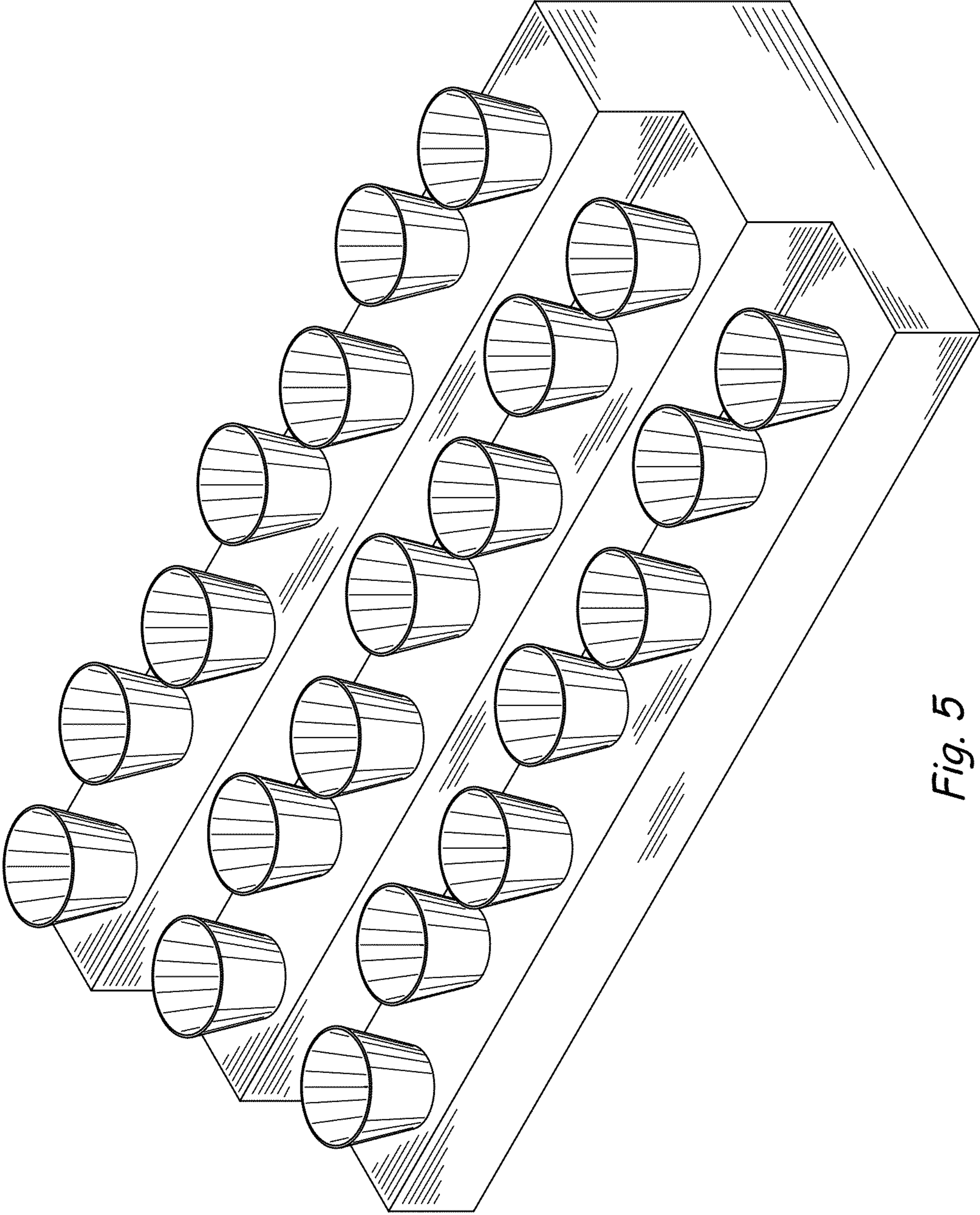


Fig. 5

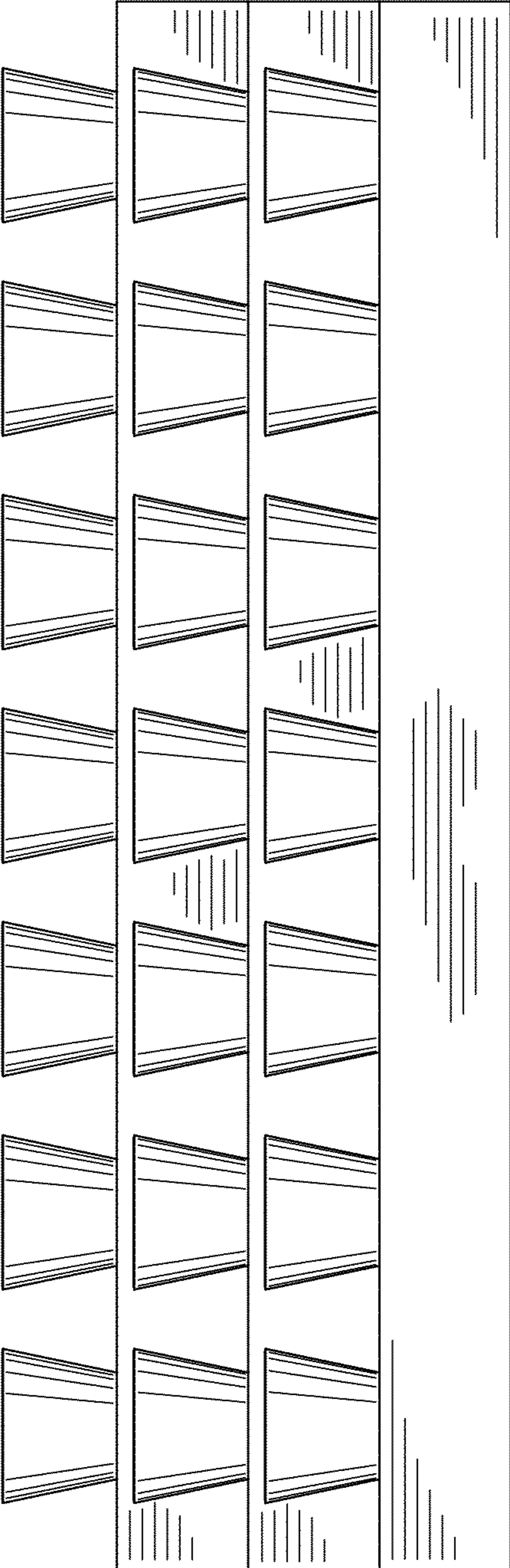


Fig. 6




Fig. 7

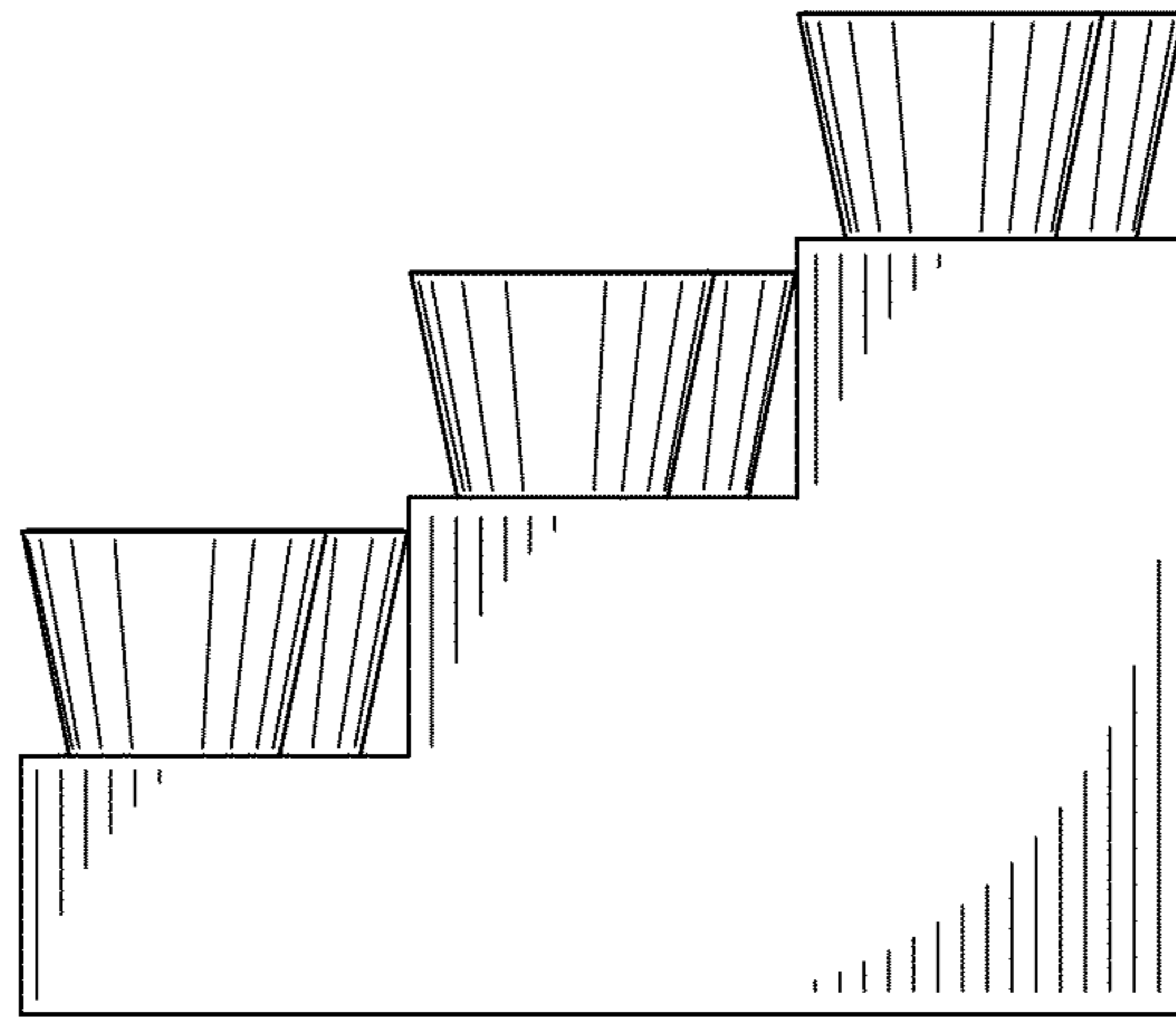


Fig. 8