



US00D680351S

(12) **United States Design Patent**
Smith

(10) **Patent No.:** **US D680,351 S**
(45) **Date of Patent:** **** Apr. 23, 2013**

(54) **JEWELRY HOLDER**

(71) Applicant: **Wanda Joice Smith**, Bartlett, TN (US)

(72) Inventor: **Wanda Joice Smith**, Bartlett, TN (US)

(**) Term: **14 Years**

(21) Appl. No.: **29/432,899**

(22) Filed: **Sep. 21, 2012**

(51) **LOC (9) Cl.** **06-06**

(52) **U.S. Cl.**
USPC **D6/466**

(58) **Field of Classification Search** D6/396,
D6/466-467, 491-492, 509, 512-513, 553,
D6/567; 211/13, 85.2, 113; 206/225, 486,
206/495, 566

See application file for complete search history.

(56) **References Cited**

U.S. PATENT DOCUMENTS

D276,004	S	*	10/1984	Mink	D3/299
4,821,883	A	*	4/1989	Miller	206/495
D313,713	S	*	1/1991	Weed	D6/513
5,050,745	A	*	9/1991	Sanders	211/85.2
D331,514	S	*	12/1992	Willis et al.	D6/512
D335,602	S	*	5/1993	Magaard	D6/553
D337,910	S	*	8/1993	Paluba	D6/567
5,240,120	A	*	8/1993	McDonough	211/85.2
5,253,750	A	*	10/1993	Keffer	206/6.1
D343,749	S	*	2/1994	Thompson	D6/513
5,333,727	A	*	8/1994	Hoppe	206/6.1
5,671,849	A	*	9/1997	Bacon	211/85.2
5,680,928	A	*	10/1997	Carr	206/6.1

D391,756	S	*	3/1998	Horne	D3/201
D398,465	S	*	9/1998	Wieder	D6/513
D399,378	S	*	10/1998	Horne	D6/513
5,950,815	A	*	9/1999	Yetman-Bellows	206/6.1
D459,133	S	*	6/2002	Shiflet	D6/571
6,474,466	B1	*	11/2002	Barahona	206/6.1
D474,353	S	*	5/2003	Gist Skinner	D6/469
D477,172	S	*	7/2003	Montague	D6/592
D582,186	S	*	12/2008	Smith	D6/513
D587,493	S	*	3/2009	Skidis	D6/467
7,665,164	B2	*	2/2010	Le Gette et al.	5/417
D640,492	S	*	6/2011	Le Gette et al.	D6/596

* cited by examiner

Primary Examiner — Kelley Donnelly

(74) *Attorney, Agent, or Firm* — Sinorica, LLC


(57) **CLAIM**

The ornamental design for a jewelry holder, as shown and described.

DESCRIPTION

FIG. 1 is a perspective view of the jewelry holder;
FIG. 2 is a left-side view thereof;
FIG. 3 is a right-side view thereof;
FIG. 4 is a rear-side view thereof;
FIG. 5 is a front-side view thereof;
FIG. 6 is a top plan view thereof;
FIG. 7 is a bottom plan view thereof; and,
FIG. 8 is a top plan view thereof wherein the jewelry holder is adorned with jewelry and is resting on a stand.
The broken lines showing the jewelry and the stand in FIG. 8 are included for the purpose of showing environmental structure and forms no part of the claimed design.

1 Claim, 8 Drawing Sheets






FIG. 1

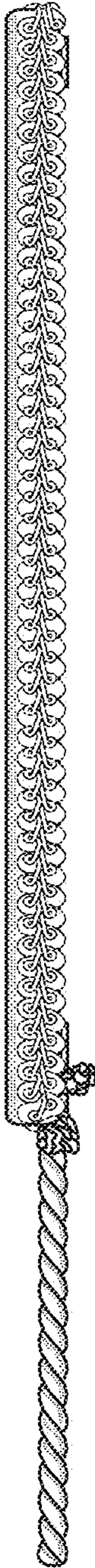


FIG. 2




FIG. 3




FIG. 4



FIG. 5




FIG. 6

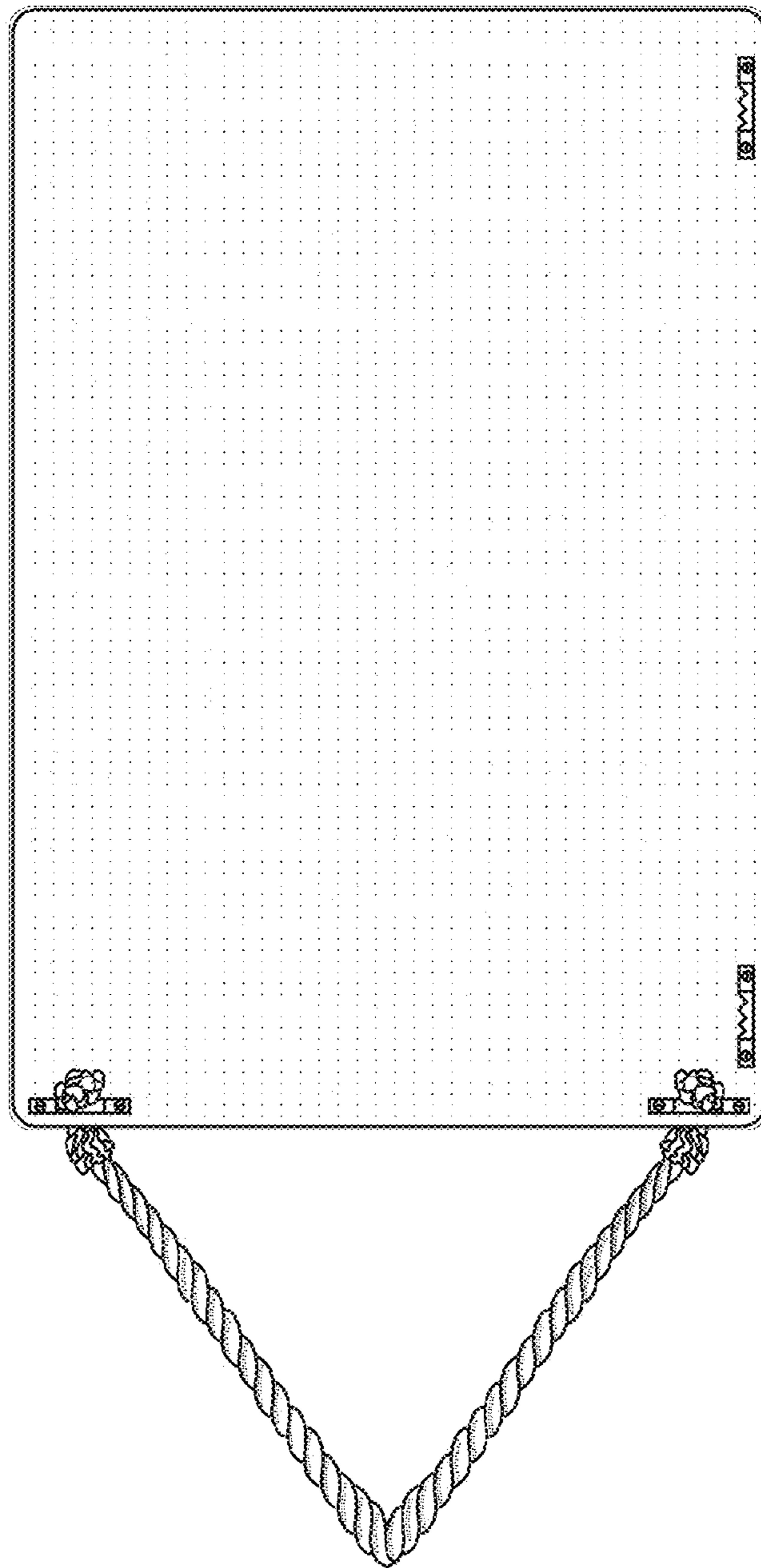


FIG. 7

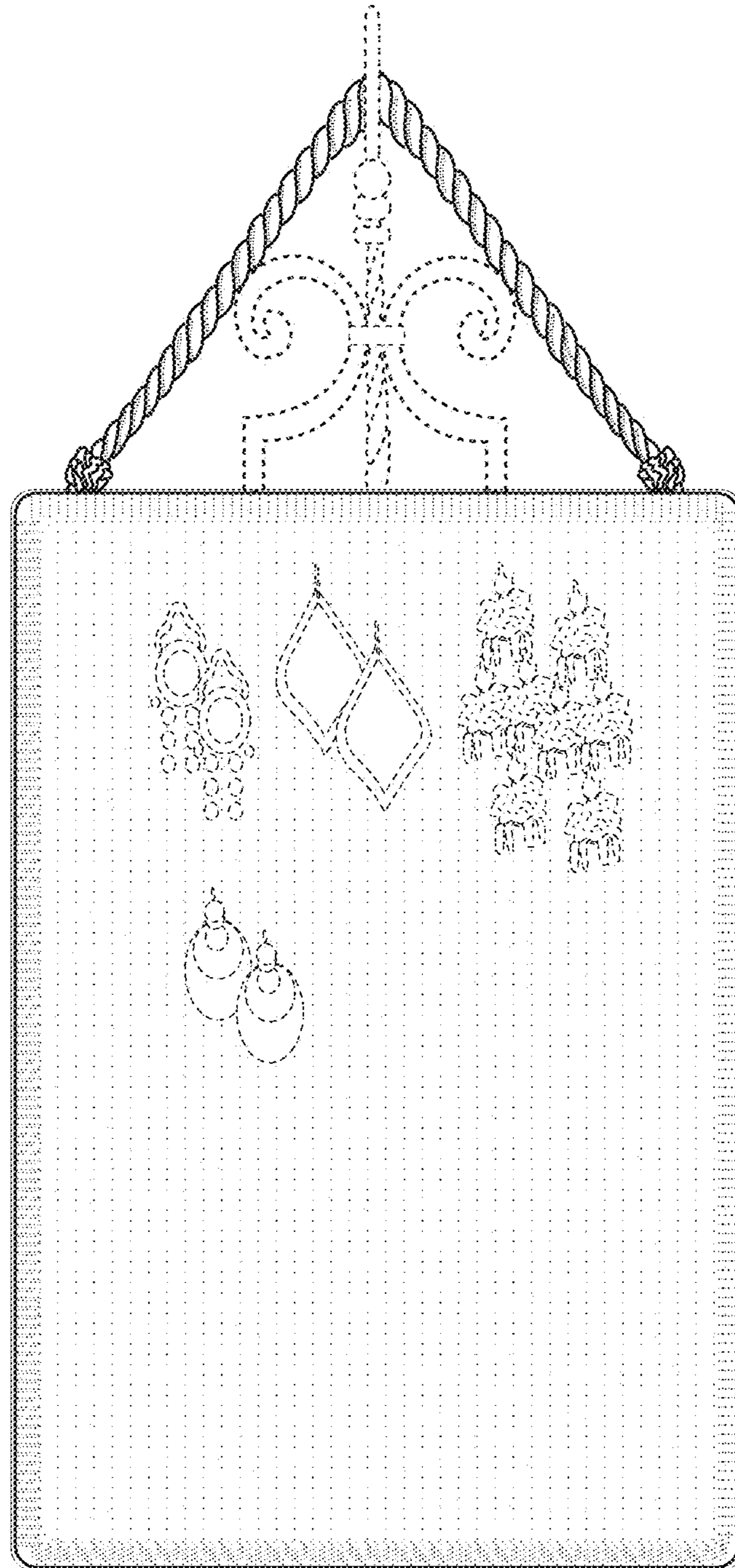


FIG. 8