



US00D680340S

(12) **United States Design Patent**
van Soolingen et al.

(10) **Patent No.:** **US D680,340 S**
(45) **Date of Patent:** **** Apr. 23, 2013**

(54) **SEAT FOR VEHICLES**

(56) **References Cited**

(75) Inventors: **Marc van Soolingen**, Tegelen (NL);
Pierre Henry, Köln (DE); **Brian**
Gilmore, Burscheid (DE); **Norbert**
Truxa, Köln (DE)

(73) Assignee: **Johnson Controls GmbH**, Burscheid
(DE)

(**) Term: **14 Years**

(21) Appl. No.: **29/432,161**

(22) Filed: **Sep. 13, 2012**

(30) **Foreign Application Priority Data**

Mar. 21, 2012 (DE) 40 2012 001 444

(51) **LOC (9) Cl.** **06-01**

(52) **U.S. Cl.**
USPC **D6/356**

(58) **Field of Classification Search** D6/334-336,
D6/356, 367, 374, 375, 500-502, 716, 716.1,
D6/716.2, 716.3, 716.4, 716.5; 297/391,
297/344.1, 452.21, 452.24, 452.26, 452.29,
297/452.34, 452.35, 452.48

See application file for complete search history.

U.S. PATENT DOCUMENTS

| | | | | | | |
|--------------|----|---|---------|------------------|-------|------------|
| D465,344 | S | * | 11/2002 | Siegert | | D6/356 |
| D496,534 | S | * | 9/2004 | Pfeiffer | | D6/356 |
| D535,485 | S | * | 1/2007 | Moburg | | D6/356 |
| D536,185 | S | * | 2/2007 | Ritzel | | D6/356 |
| D541,542 | S | * | 5/2007 | Yokoyama et al. | | D6/356 |
| 7,533,932 | B2 | * | 5/2009 | Kawasaki et al. | | 297/344.1 |
| 7,686,394 | B2 | * | 3/2010 | Nishikawa et al. | | 297/353 |
| D615,311 | S | * | 5/2010 | Fleming | | D6/356 |
| 8,104,840 | B2 | * | 1/2012 | Tarumi et al. | | 297/452.48 |
| D655,096 | S | * | 3/2012 | Shindou | | D6/356 |
| 2004/0155512 | A1 | * | 8/2004 | Nakamura | | 297/452.26 |

* cited by examiner

Primary Examiner — Mimoso De

(74) *Attorney, Agent, or Firm* — Muncy, Geissler, Olds & Lowe, PLLC

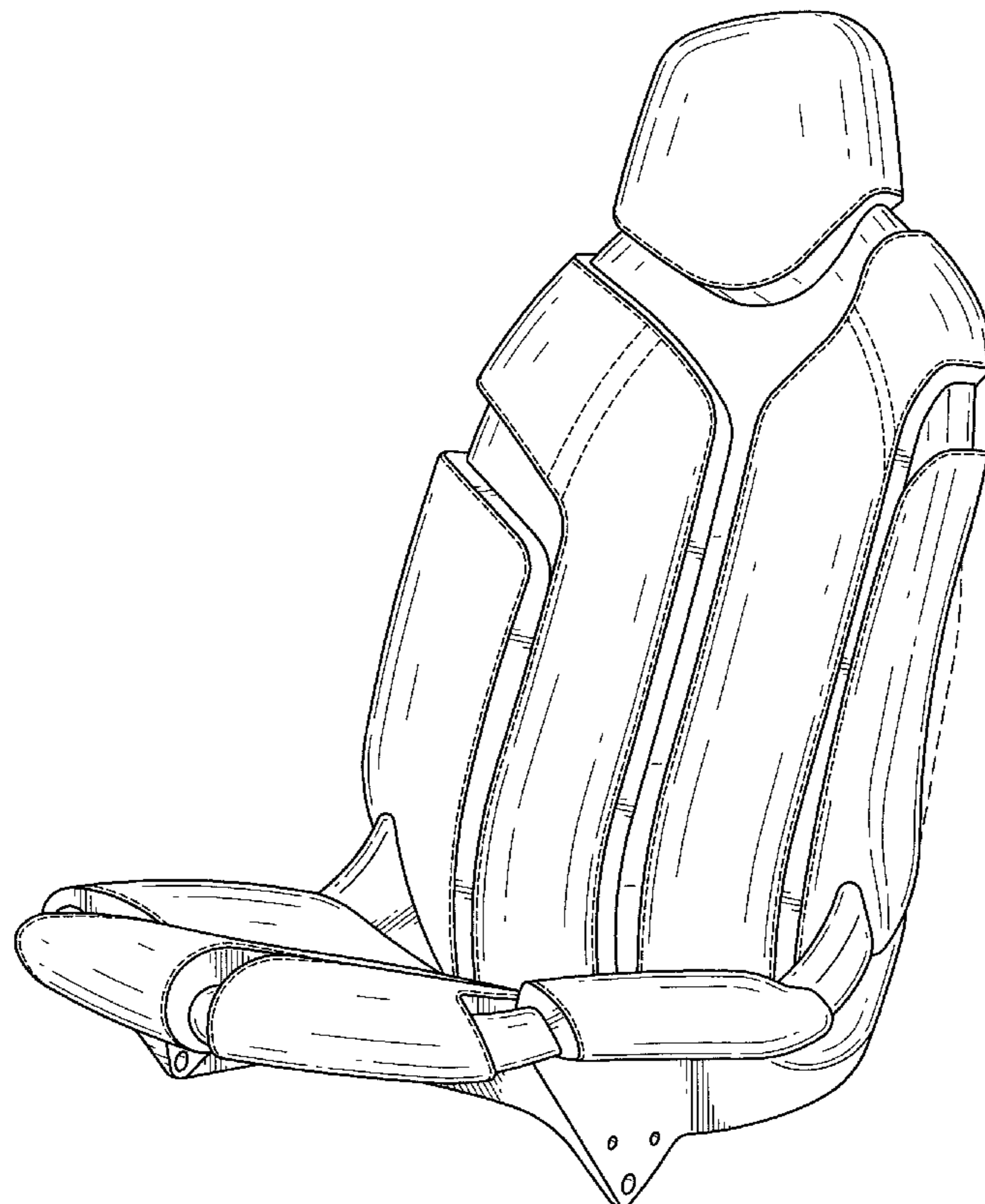
(57) **CLAIM**

The ornamental design for a seat for vehicles, as shown and described.

DESCRIPTION

FIG. 1 is a front elevational view of a seat for vehicles showing our new design; FIG. 2 is a front perspective view of the seat for vehicles; and, FIG. 3 is a side perspective view of the seat for vehicles. The dashed lines shown throughout the various figures represent stitching.

1 Claim, 3 Drawing Sheets



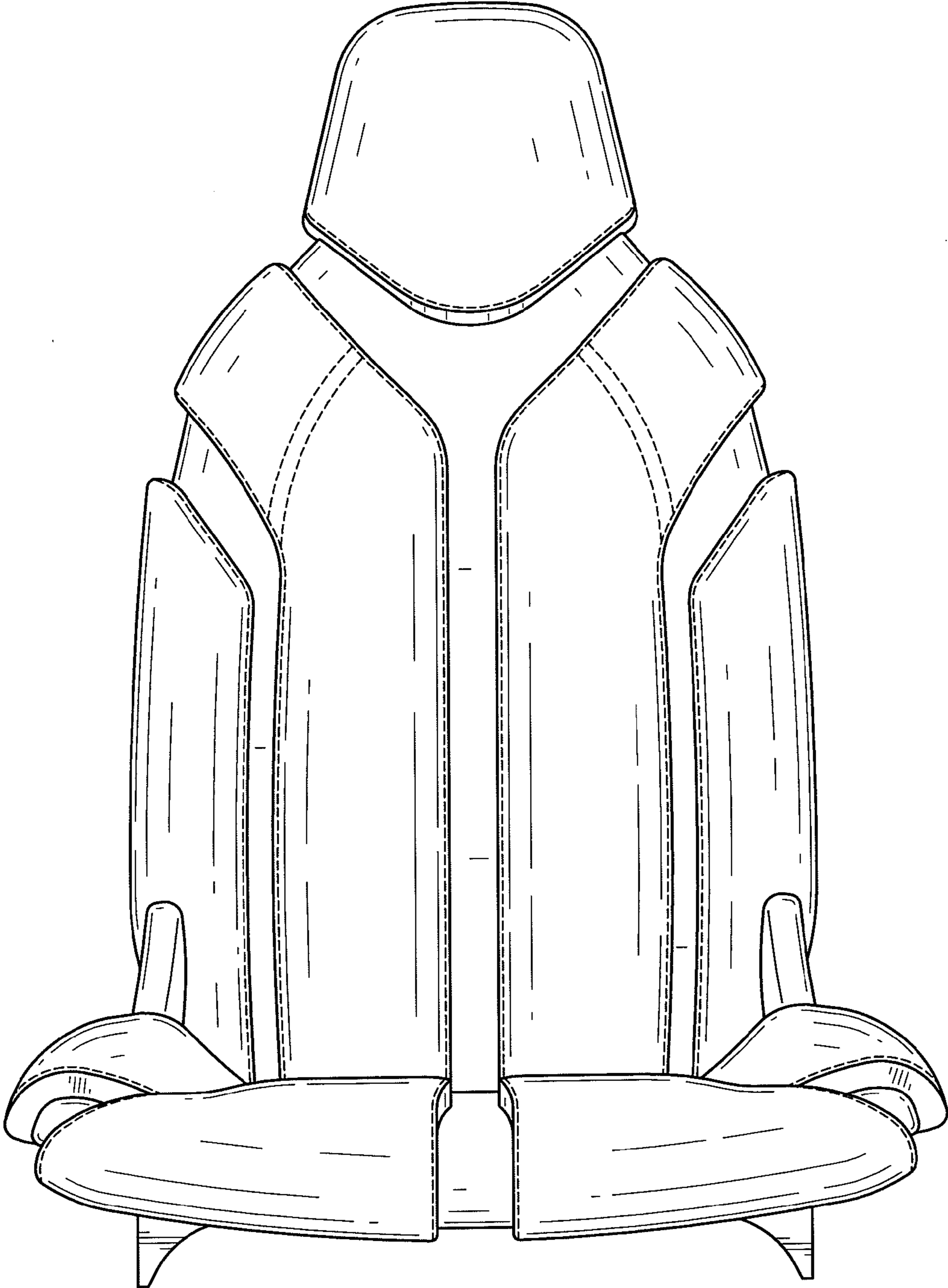


FIG.1

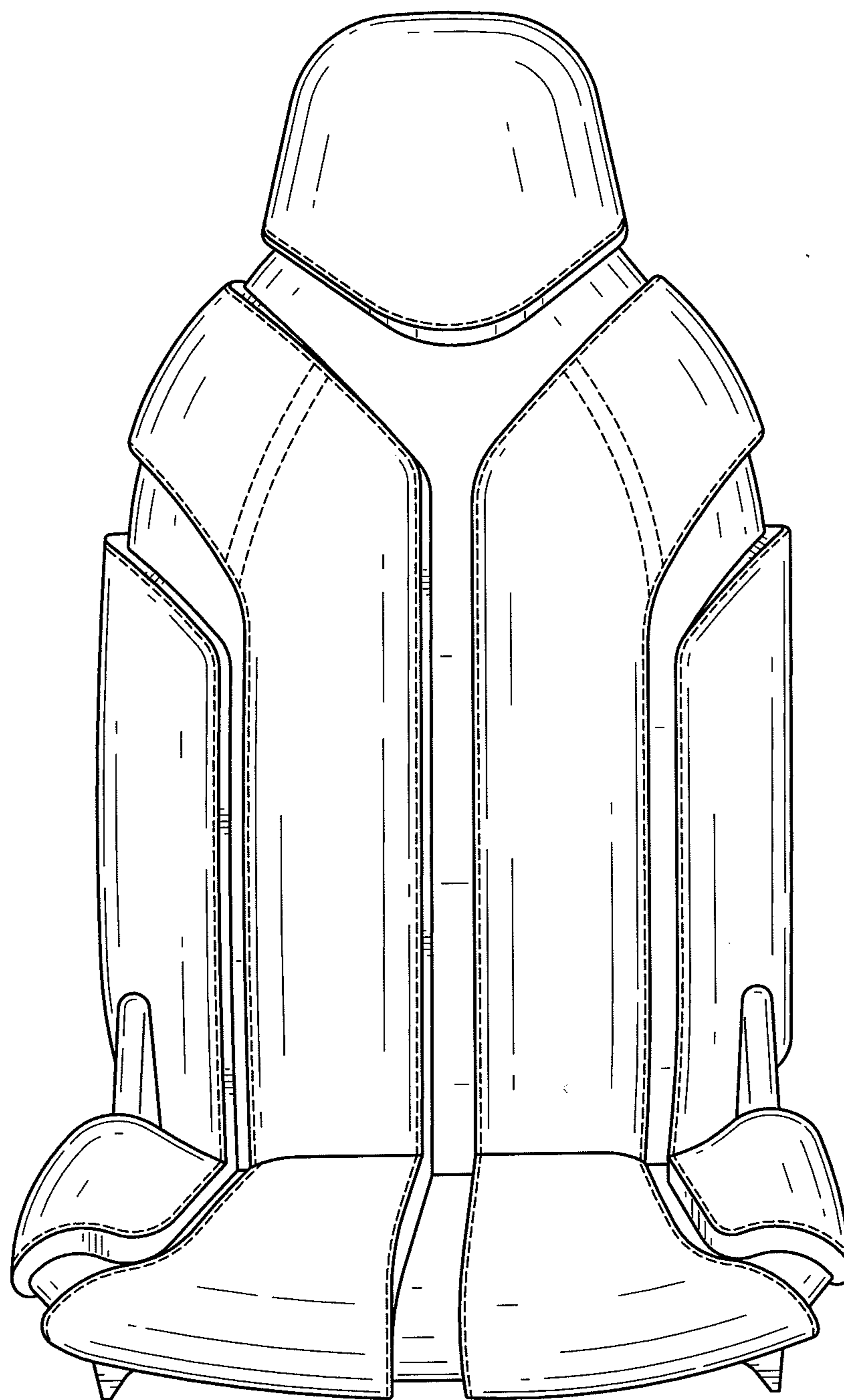


FIG.2

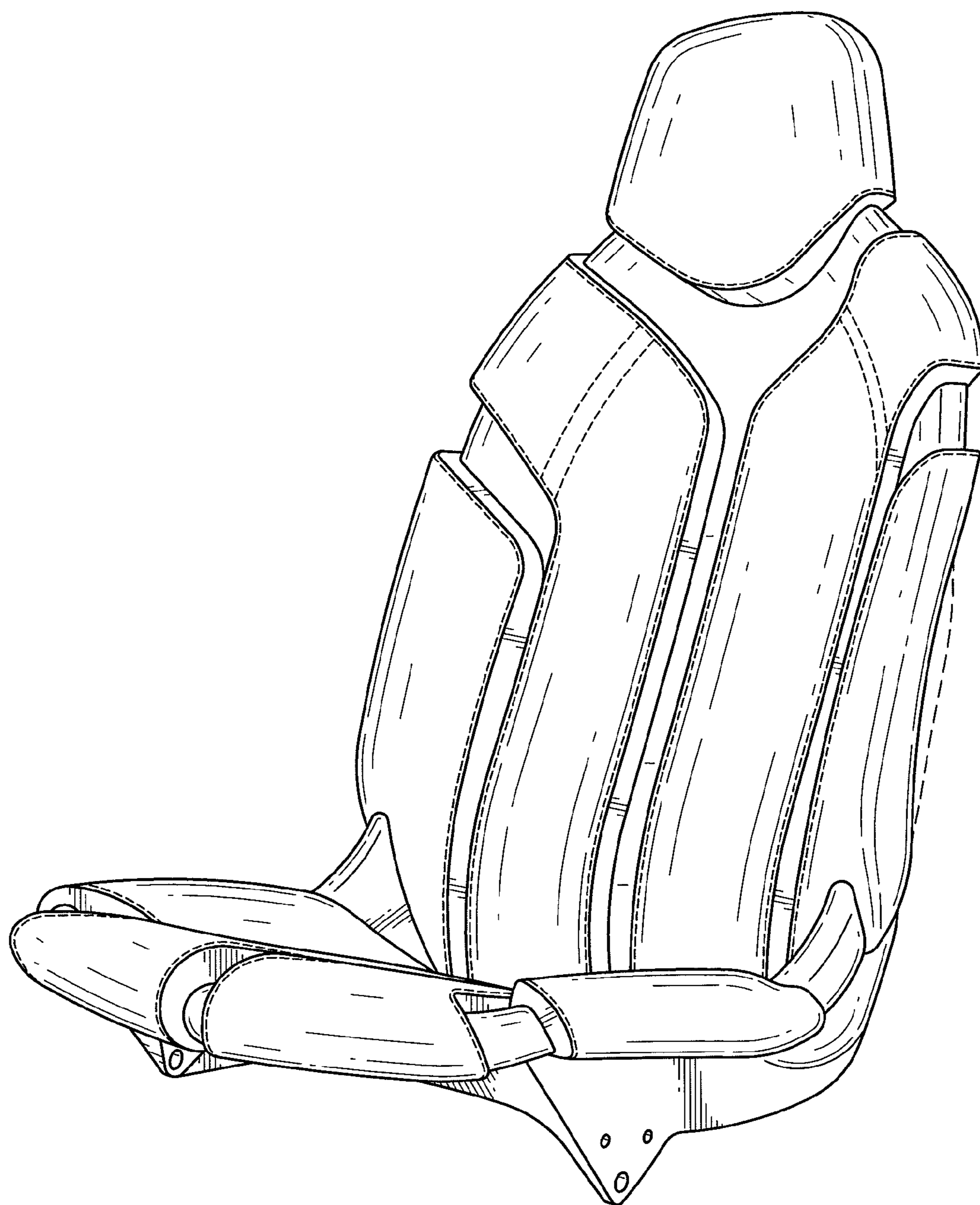


FIG.3