



US00D680334S

(12) **United States Design Patent**
Sperry

(10) **Patent No.:** **US D680,334 S**

(45) **Date of Patent:** **** Apr. 23, 2013**

(54) **SHOULDER STRAP COVER**

(76) Inventor: **Sarah Sperry**, Castle Rock, WA (US)

(**) Term: **14 Years**

(21) Appl. No.: **29/407,194**

(22) Filed: **Nov. 23, 2011**

(51) **LOC (9) Cl.** **03-01**

(52) **U.S. Cl.**
USPC **D3/327**

(58) **Field of Classification Search** D3/327,
D3/318; 150/100, 103-110, 113-114, 117-119
See application file for complete search history.

(56) **References Cited**

U.S. PATENT DOCUMENTS

D166,579 S * 4/1952 Thomas D3/238
D435,171 S * 12/2000 Anderson D3/327

* cited by examiner

Primary Examiner — Holly Baynham

(74) *Attorney, Agent, or Firm* — Rylander & Associates, PC;
Kurt M. Rylander

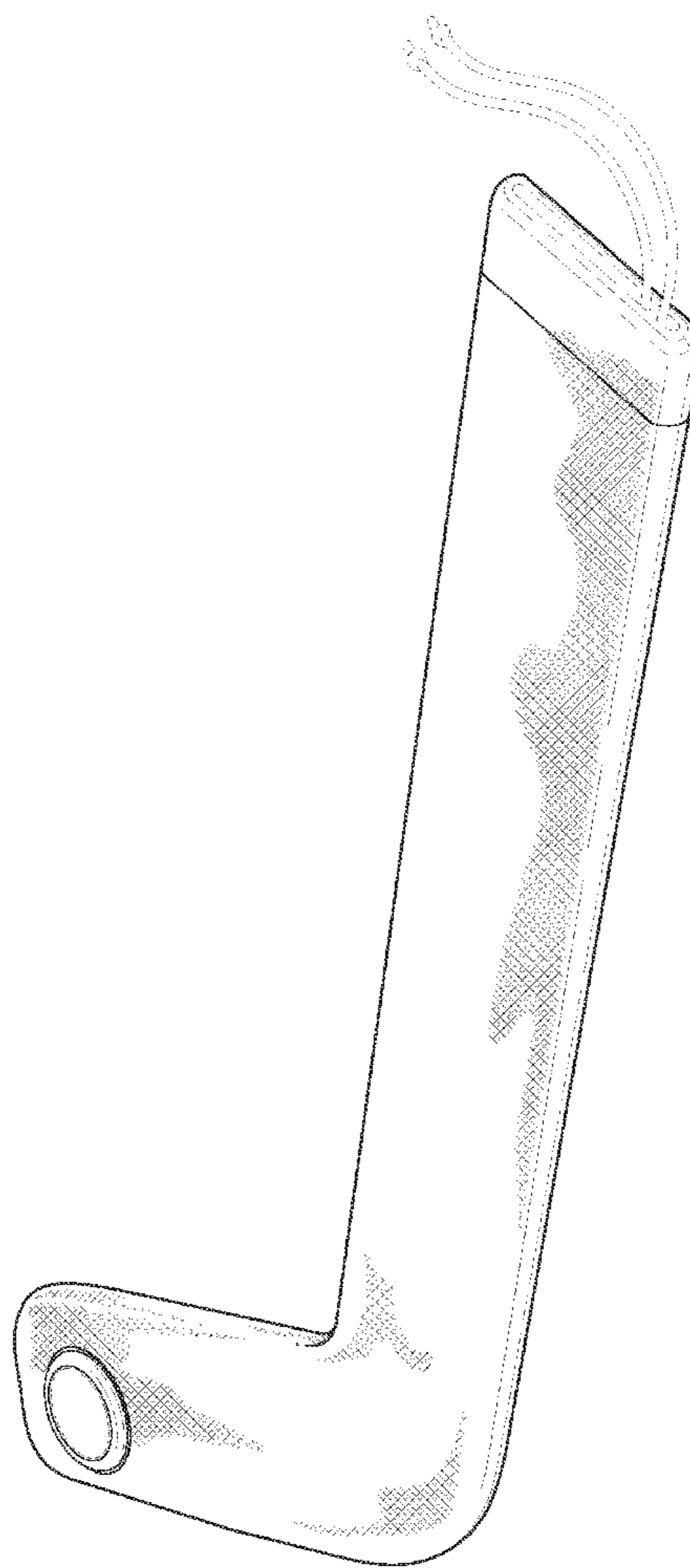
(57) **CLAIM**

The ornamental design for a shoulder strap cover, as shown and described.

DESCRIPTION

FIG. 1 shows a perspective embodiment of my design.
FIG. 2 shows a side layout view of the embodiment of my design.
FIG. 3 shows another side layout view of the embodiment of my design.
FIG. 4 shows a front view of the embodiment of my design.
FIG. 5 shows a rear view of the embodiment of my design.
FIG. 6 shows a top down layout view of the embodiment of my design.
FIG. 7 shows a bottom up layout view of the embodiment of my design; and,
FIG. 8 shows a perspective view of my design in use.
The broken lines showing a second strap cover, backpack and drawstrings are for the purposes of illustrating environment and form no part of the claimed design.

1 Claim, 6 Drawing Sheets



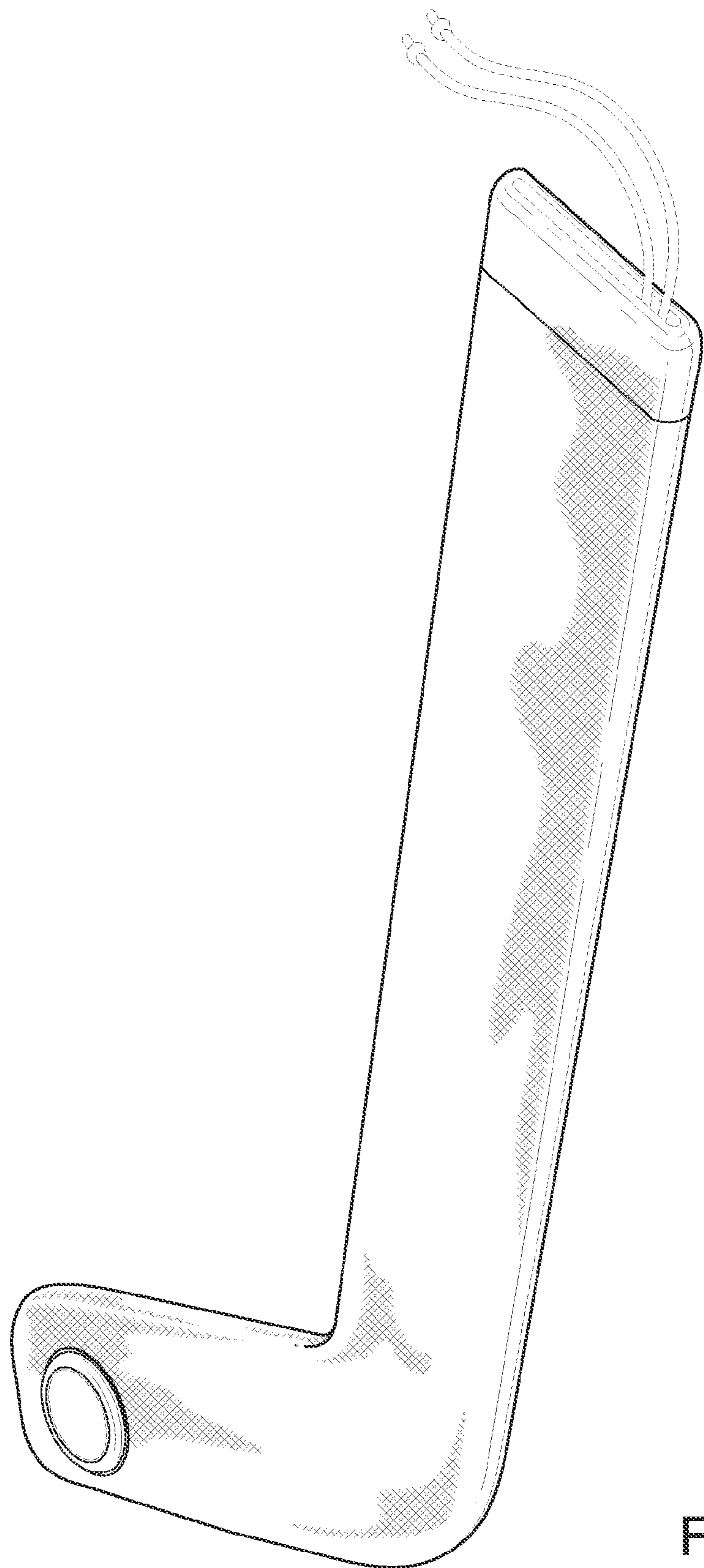


FIG. 1



FIG. 2




FIG. 3

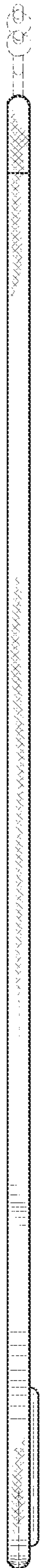


FIG. 4

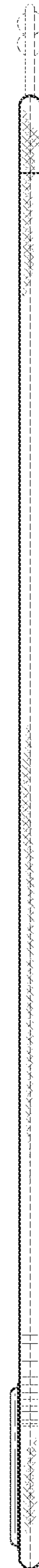


FIG. 5




FIG. 6



FIG. 7

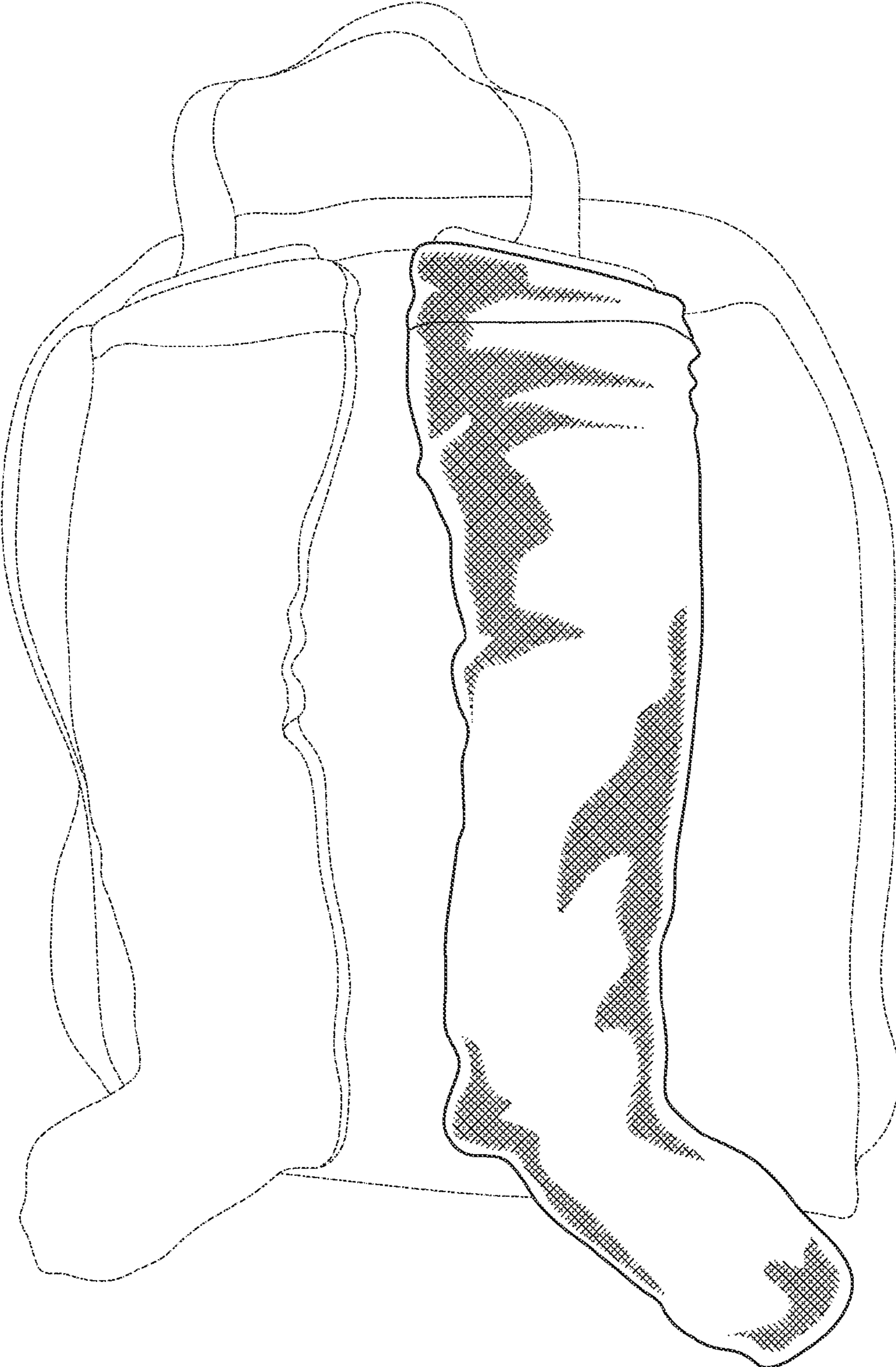


FIG. 8