



US00D680319S

(12) **United States Design Patent**  
**Lawrence**

(10) **Patent No.:** **US D680,319 S**

(45) **Date of Patent:** **\*\* Apr. 23, 2013**

(54) **KEY CHAIN**

D587,899 S \* 3/2009 Oksanen ..... D3/207  
D639,547 S \* 6/2011 Stefanov ..... D3/207  
D652,379 S \* 1/2012 Vandiver ..... D13/108

(71) Applicant: **Lisa Lawrence**, East St. Paul (CA)

\* cited by examiner

(72) Inventor: **Lisa Lawrence**, East St. Paul (CA)

*Primary Examiner* — Ralf Seifert

(\*\*) Term: **14 Years**

(74) *Attorney, Agent, or Firm* — Adrian D. Battison; Ade & Company Inc.

(21) Appl. No.: **29/433,779**

(22) Filed: **Oct. 4, 2012**

(57) **CLAIM**

(51) **LOC (9) Cl.** ..... **03-01**

The ornamental design for a key chain, as shown and described.

(52) **U.S. Cl.**

USPC ..... **D3/207**

(58) **Field of Classification Search** ..... D11/1–2,  
D11/14, 26–29, 89–92, 44, 48, 81, 99; D3/207–212;  
D8/16, 38, 347, 348; 70/456 B, 457, 458;  
206/37.1; D21/576, 593, 594, 606, 609,  
D21/610, 611, 659, 660

**DESCRIPTION**

See application file for complete search history.

FIG. 1 is an isometric view from one side and the rear of the key chain showing the design.

FIG. 2 is a first side elevational view of the key chain showing the design.

FIG. 3 is a front elevational view of the key chain showing the design.

FIG. 4 is a rear elevational view of the key chain showing the design.

FIG. 5 is a second side elevational view of the key chain showing the design.

FIG. 6 is a top plan view of the key chain showing the design; and,

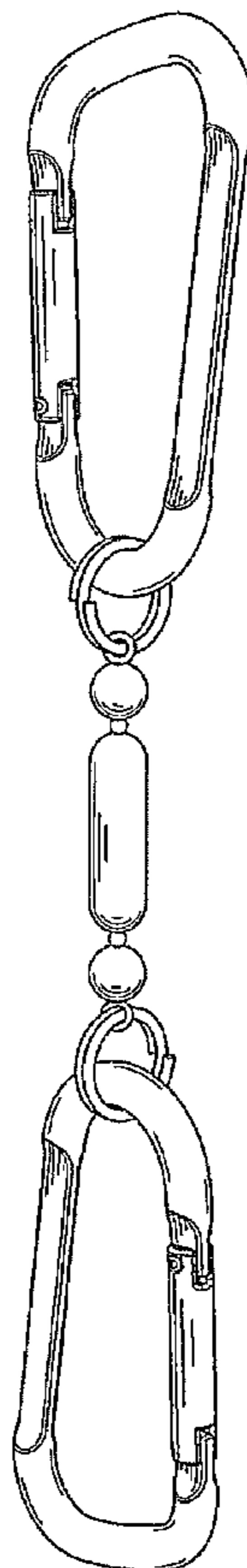
FIG. 7 is a top plan view of the key chain showing the design.

(56) **References Cited**

U.S. PATENT DOCUMENTS

D441,524 S \* 5/2001 Shimizu et al. .... D3/207  
D461,047 S \* 8/2002 Peterson ..... D3/208  
D557,111 S \* 12/2007 Ydremark et al. .... D8/347  
D558,785 S \* 1/2008 Kofford ..... D14/496  
D560,352 S \* 1/2008 Cadiz et al. .... D3/208  
D563,097 S \* 3/2008 Reichling et al. .... D3/207  
D577,485 S \* 9/2008 Mohs ..... D3/207

**1 Claim, 2 Drawing Sheets**



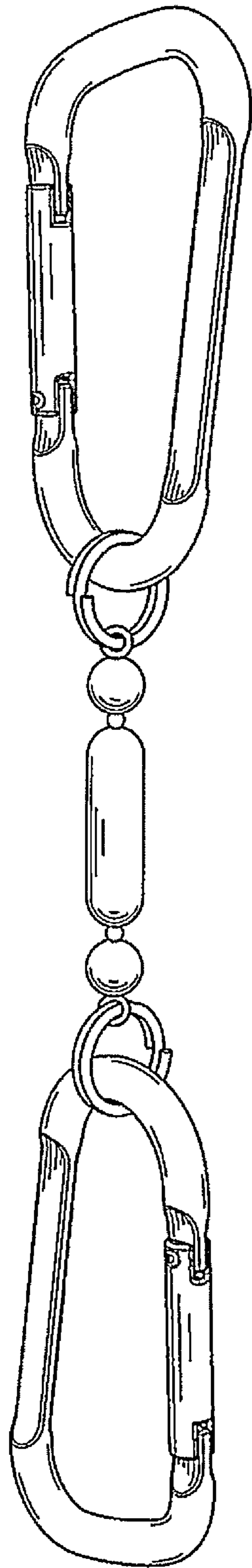


FIG.1



FIG. 4

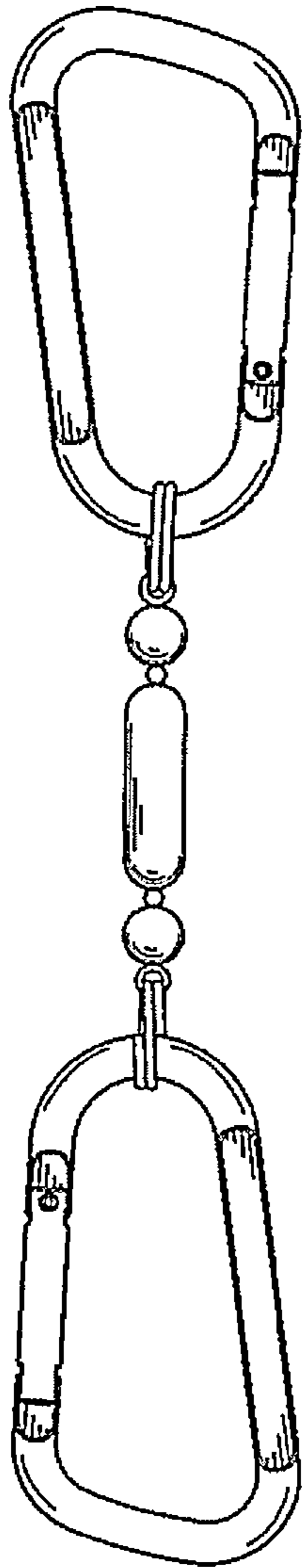


FIG. 2

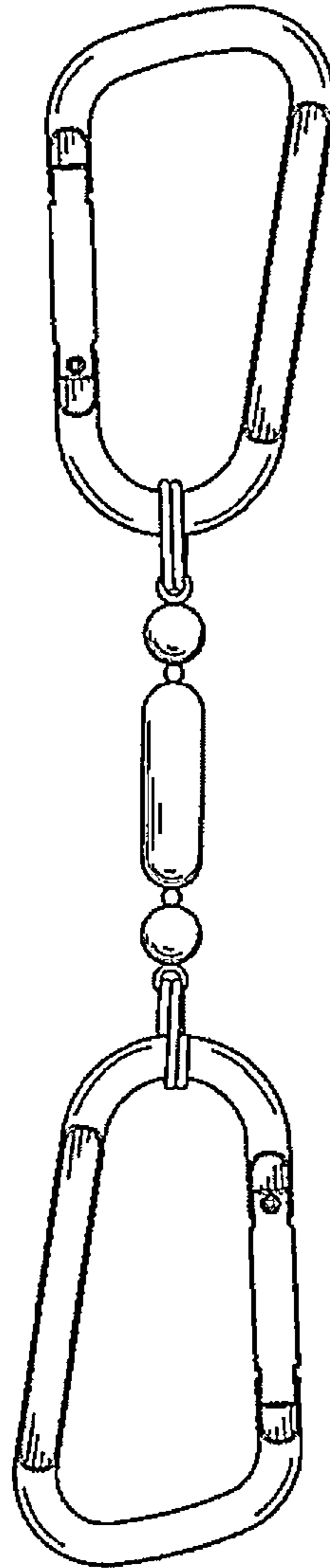


FIG. 3

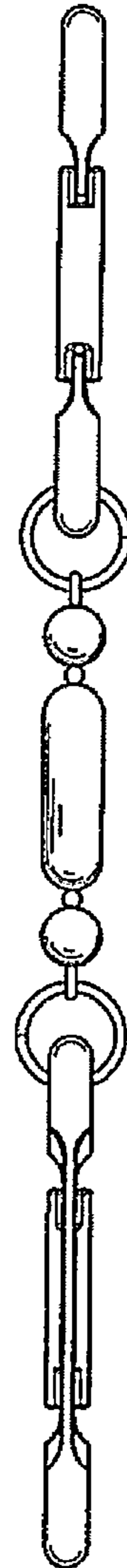


FIG. 5

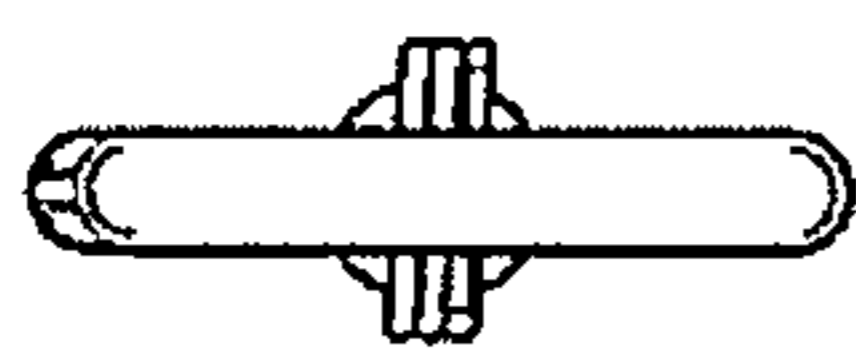


FIG. 6



FIG. 7