



US00D680311S

(12) **United States Design Patent**
McClaskie

(10) **Patent No.:** **US D680,311 S**
(45) **Date of Patent:** **** Apr. 23, 2013**

- (54) **SHOE**
- (75) **Inventor:** **Thomas E. McClaskie**, Bethlehem, PA (US)
- (73) **Assignee:** **Columbia Insurance Company**, Omaha, NE (US)
- (**) **Term:** **14 Years**
- (21) **Appl. No.:** **29/406,973**
- (22) **Filed:** **Nov. 21, 2011**
- (51) **LOC (9) Cl.** **02-04**
- (52) **U.S. Cl.**
USPC **D2/954; D2/960; D2/951**
- (58) **Field of Classification Search** D2/896, D2/902, 906, 908, 916, 918, 925, 943, 944, D2/946-962, 964, 977; 36/3 B, 22 R, 24.5, 36/25 R, 28, 32 R, 34 R, 59 C, 67 A, 103
See application file for complete search history.

D548,438 S	8/2007	McClaskie	
D554,840 S *	11/2007	McClaskie	D2/960
D584,491 S *	1/2009	Matis	D2/956
D593,290 S *	6/2009	Chen	D2/953
D605,385 S *	12/2009	Andersen et al.	D2/960
D608,534 S *	1/2010	Bullard	D2/947
D615,741 S *	5/2010	Matis et al.	D2/957
D621,144 S *	8/2010	McClaskie	D2/953
D622,490 S *	8/2010	McClaskie	D2/952
D636,570 S *	4/2011	Merritt et al.	D2/951
D643,606 S *	8/2011	Raysse	D2/951
D650,567 S *	12/2011	Badegruber	D2/956
D662,292 S *	6/2012	Meynard	D2/923
2010/0180474 A1 *	7/2010	Clark et al.	36/3 B
2012/0260535 A1 *	10/2012	Tsang	36/32 R

* cited by examiner

Primary Examiner — T. Chase Nelson

(74) *Attorney, Agent, or Firm* — IP Attorneys Group, LLC

(57) **CLAIM**

The ornamental design for a shoe, as shown and described.

DESCRIPTION

FIG. 1 is a bottom perspective view of a shoe in accordance with the new design;

FIG. 2 is a bottom view thereof;

FIG. 3 is a top view thereof;

FIG. 4 is a right side view thereof;

FIG. 5 is a left side view thereof;

FIG. 6 is a front view thereof; and,

FIG. 7 is a rear view thereof.

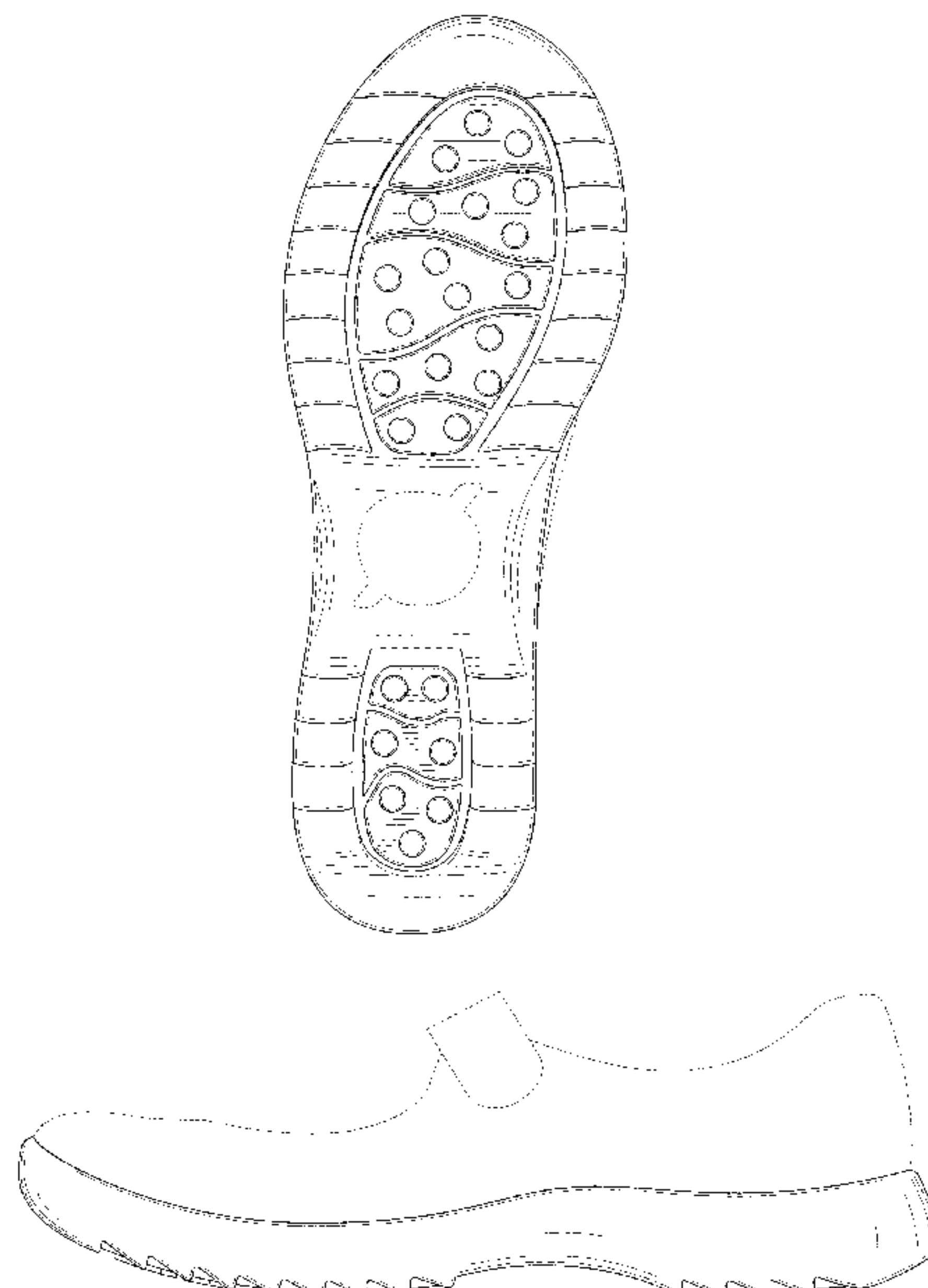
The shoe upper shown in broken lines in FIGS. 1-7 is for environmental purposes only and forms no part of the claimed design. The broken lines shown in each arch area of FIGS. 1 and 2 represent boundaries of the design with the lines themselves and the areas within them forming no part of the claimed design.

1 Claim, 7 Drawing Sheets

(56) **References Cited**

U.S. PATENT DOCUMENTS

D69,440 S *	2/1926	Church	D2/954
D321,589 S	11/1991	Merk et al.	
D404,545 S *	1/1999	Greenberg	D2/916
D404,549 S *	1/1999	Greenberg	D2/956
D433,214 S *	11/2000	McDowell	D2/957
D437,676 S	2/2001	Ferrer	
D450,429 S	11/2001	McClaskie	
D469,949 S	2/2003	Koo	
D490,225 S *	5/2004	McClaskie	D2/960
D494,748 S	8/2004	McClaskie	
D495,861 S	9/2004	Georgiou et al.	
D498,576 S	11/2004	McClaskie	
D504,006 S	4/2005	McClaskie	
D507,096 S *	7/2005	Chen	D2/953
D511,608 S *	11/2005	Carnes	D2/908
D513,112 S *	12/2005	Le	D2/957
D548,435 S	8/2007	McClaskie	



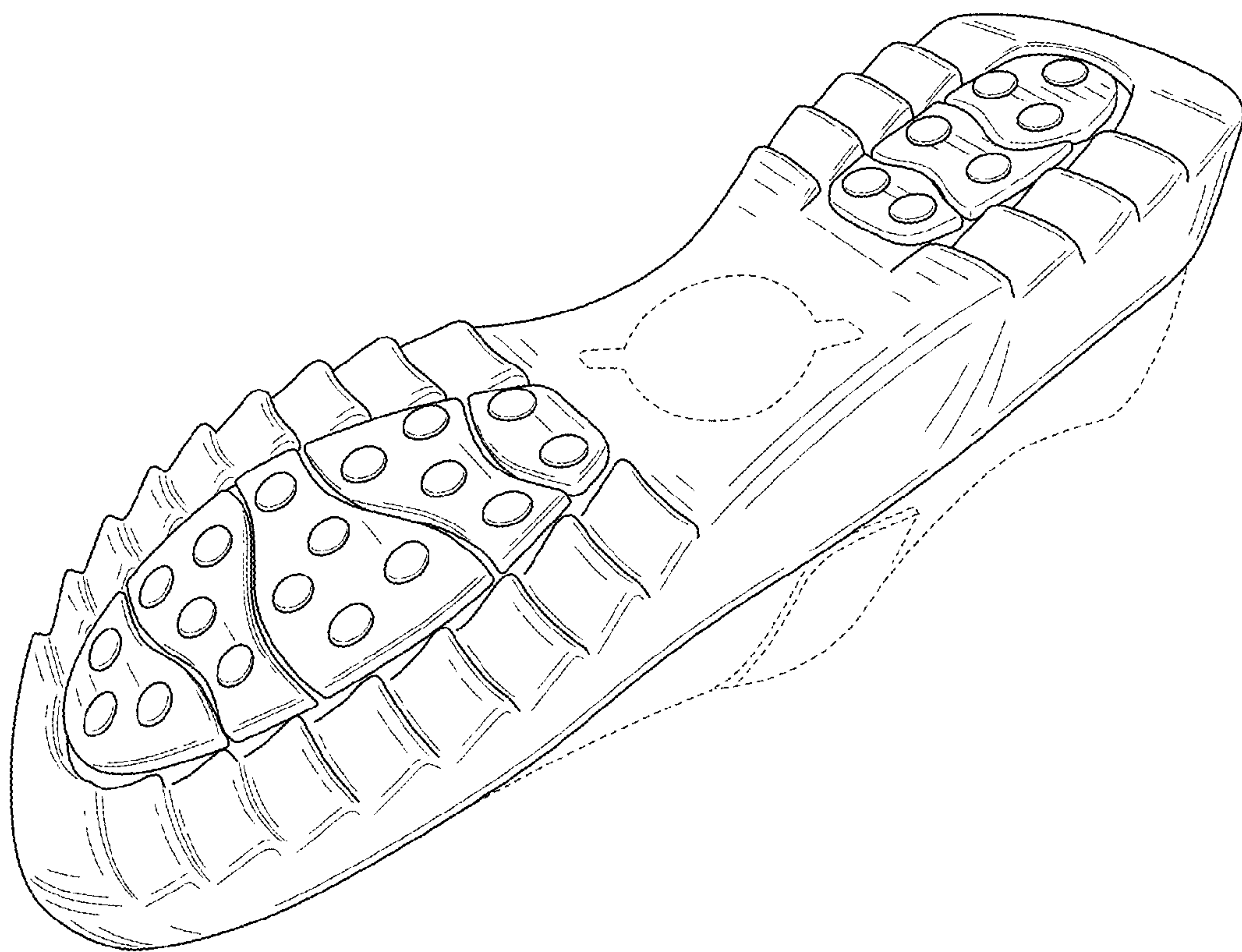


FIG. 1

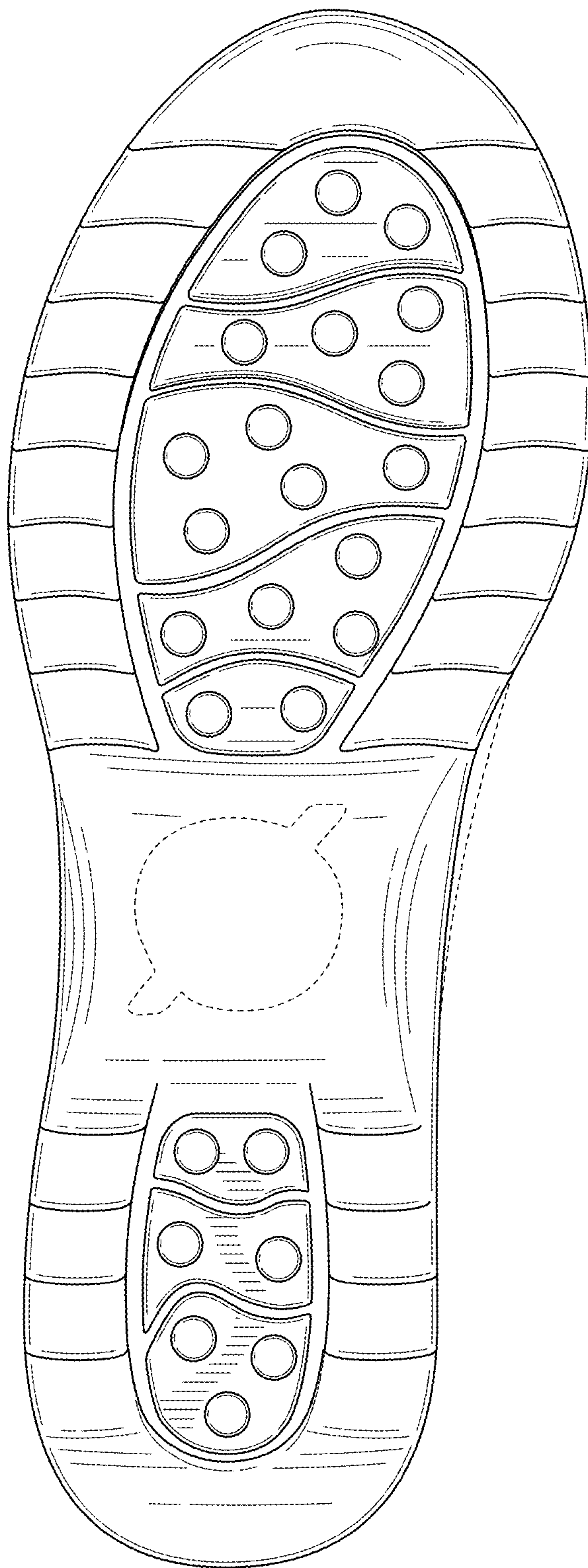


FIG. 2

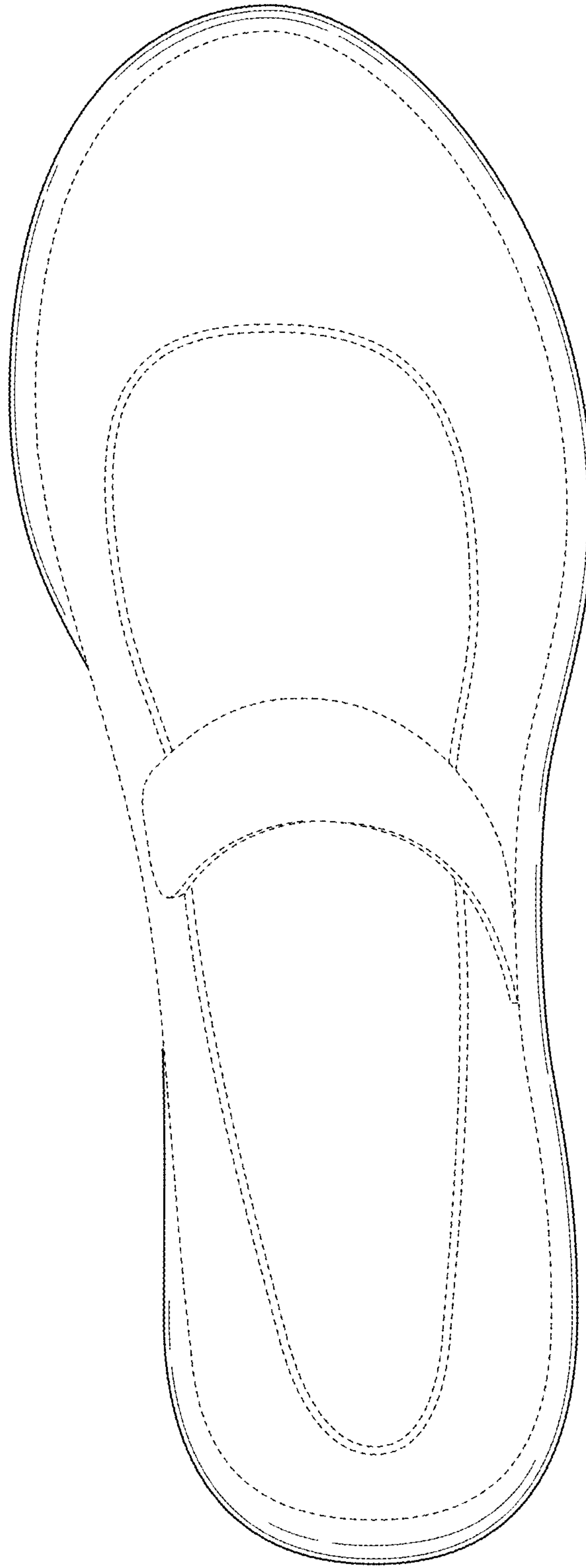


FIG. 3

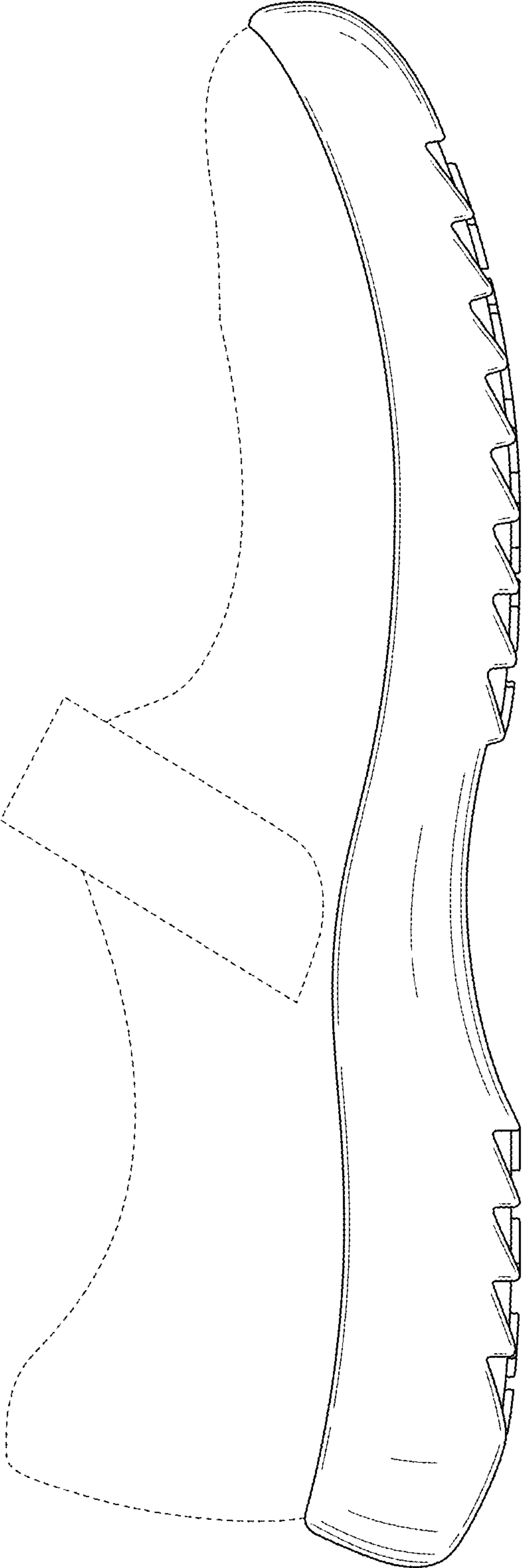


FIG. 4

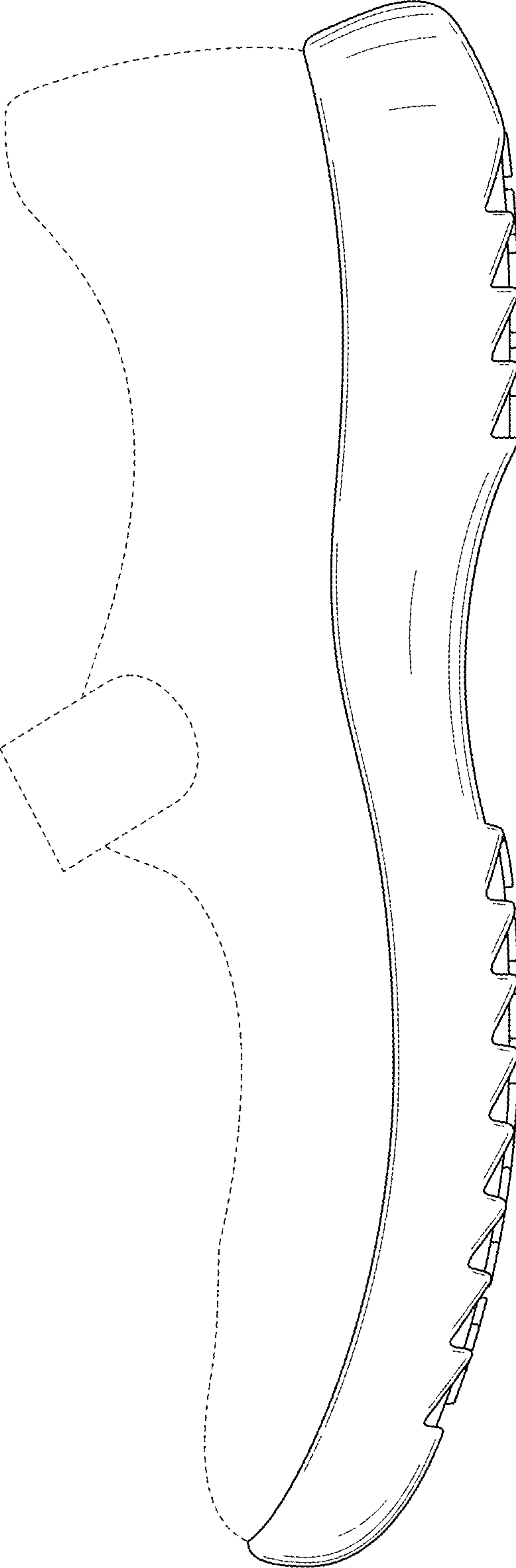


FIG. 5

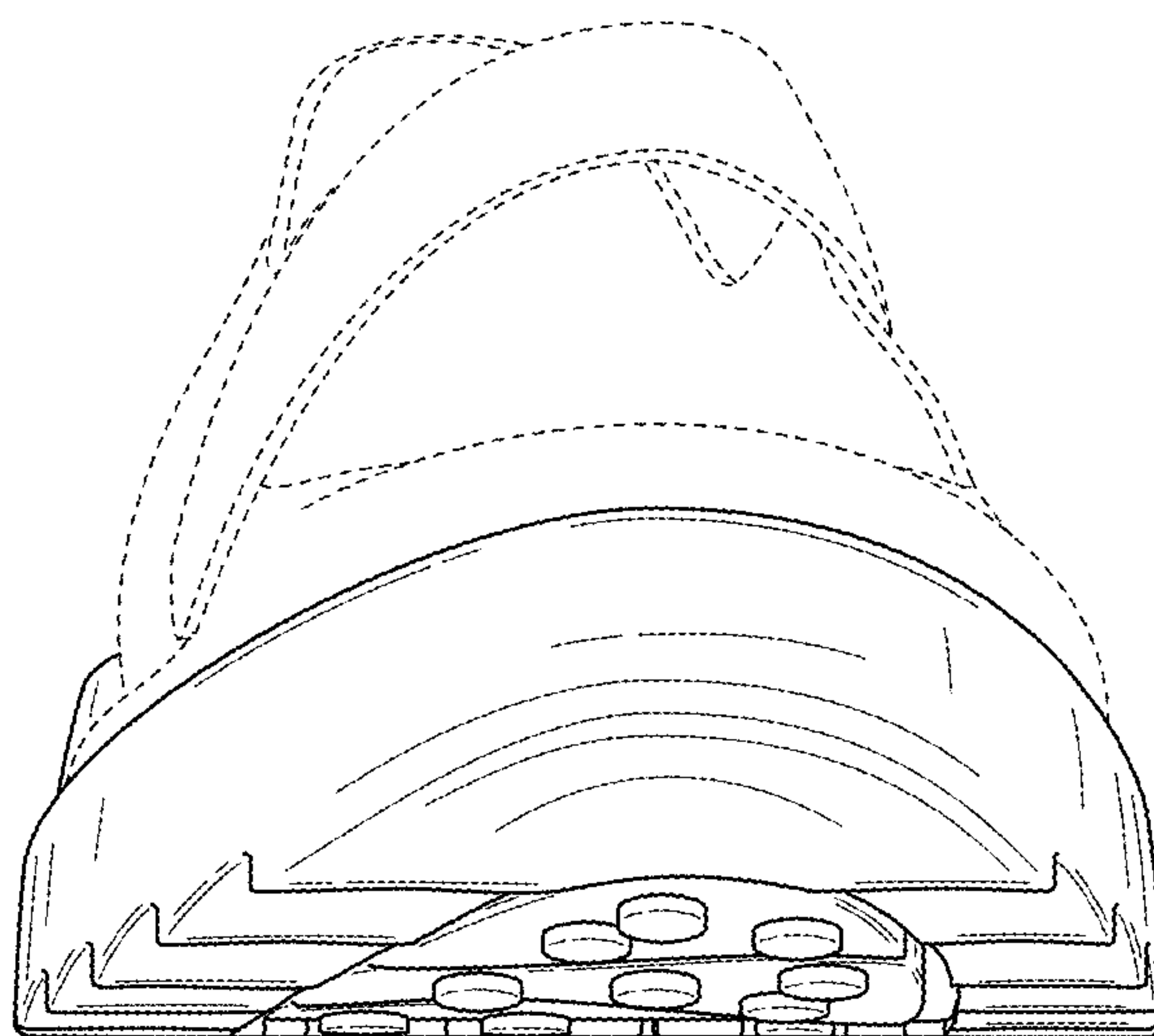


FIG. 6

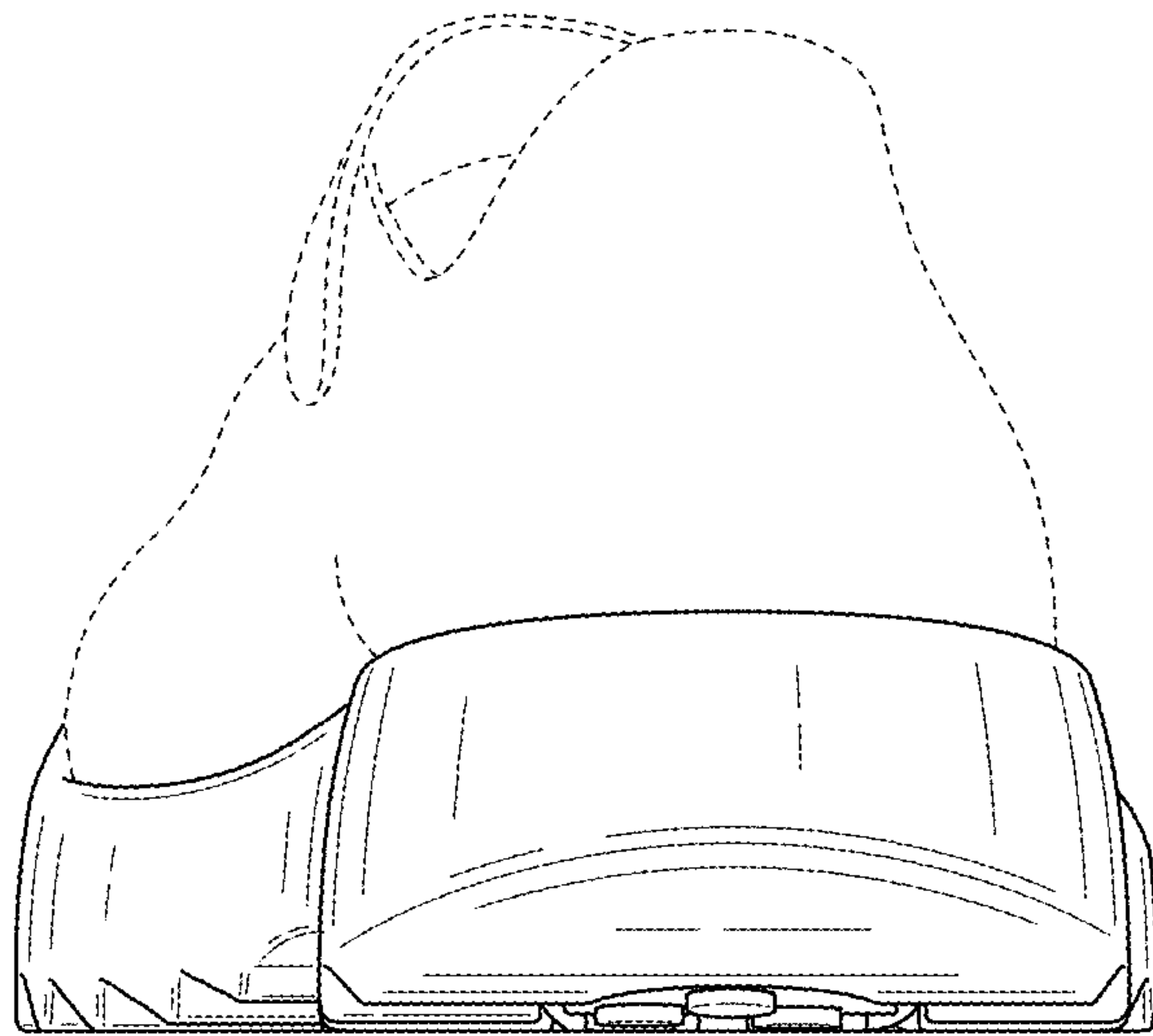


FIG. 7