



US00D680293S

(12) **United States Design Patent**
Huang

(10) **Patent No.:** **US D680,293 S**

(45) **Date of Patent:** **** Apr. 16, 2013**

(54) **TRASH BIN**

(76) Inventor: **Jianping Huang**, Jiangmen (CN)

(**) Term: **14 Years**

(21) Appl. No.: **29/428,103**

(22) Filed: **Jul. 26, 2012**

(51) **LOC (9) Cl.** **09-09**

(52) **U.S. Cl.**
USPC **D34/9**

(58) **Field of Classification Search** D34/1-11;
220/908, 908.1, 262, 263, 264
See application file for complete search history.

(56) **References Cited**

U.S. PATENT DOCUMENTS

D241,499 S *	9/1976	Raferly	D34/9
D319,905 S *	9/1991	Hotchkiss	D34/9
D322,350 S *	12/1991	Craft et al.	D34/9
D435,951 S *	1/2001	Yang et al.	D34/9
D447,611 S *	9/2001	Lin	D34/9
D450,901 S *	11/2001	Lin	D34/9
D453,252 S *	1/2002	Lin	D34/9
D453,600 S *	2/2002	Lin	D34/9
D453,870 S *	2/2002	Lin	D34/9
D454,239 S *	3/2002	Lin	D34/9
D470,639 S *	2/2003	Quan	D34/9
D481,187 S *	10/2003	Sofy et al.	D34/9
D488,605 S *	4/2004	Chen	D34/9

D535,450 S *	1/2007	Chen	D34/9
D584,469 S *	1/2009	Yang et al.	D34/9
D629,579 S *	12/2010	Lin	D34/9
D639,009 S *	5/2011	Lin	D34/9
D671,290 S *	11/2012	Vanhoof	D34/9

* cited by examiner

Primary Examiner — Cynthia Ramirez

(74) *Attorney, Agent, or Firm* — Reinhart Boerner Van Deuren P.C.

(57) **CLAIM**

The ornamental design for a trash bin, as shown and described.

DESCRIPTION

FIG. 1 is a perspective view generally taken from one side of the trash bin;

FIG. 2 is a left elevational view thereof;

FIG. 3 is a right elevational view thereof;

FIG. 4 is a front elevational view thereof;


FIG. 5 is a rear elevational view thereof; and,

FIG. 6 is a top view thereof.

The bottom of the trash bin is not provided as it forms no part of the claimed design.

The broken lines shown in FIGS. 1 and 6 are included for the purpose of illustrating portions of the trash bin and form no part of the claimed design.

1 Claim, 6 Drawing Sheets






FIG. 1

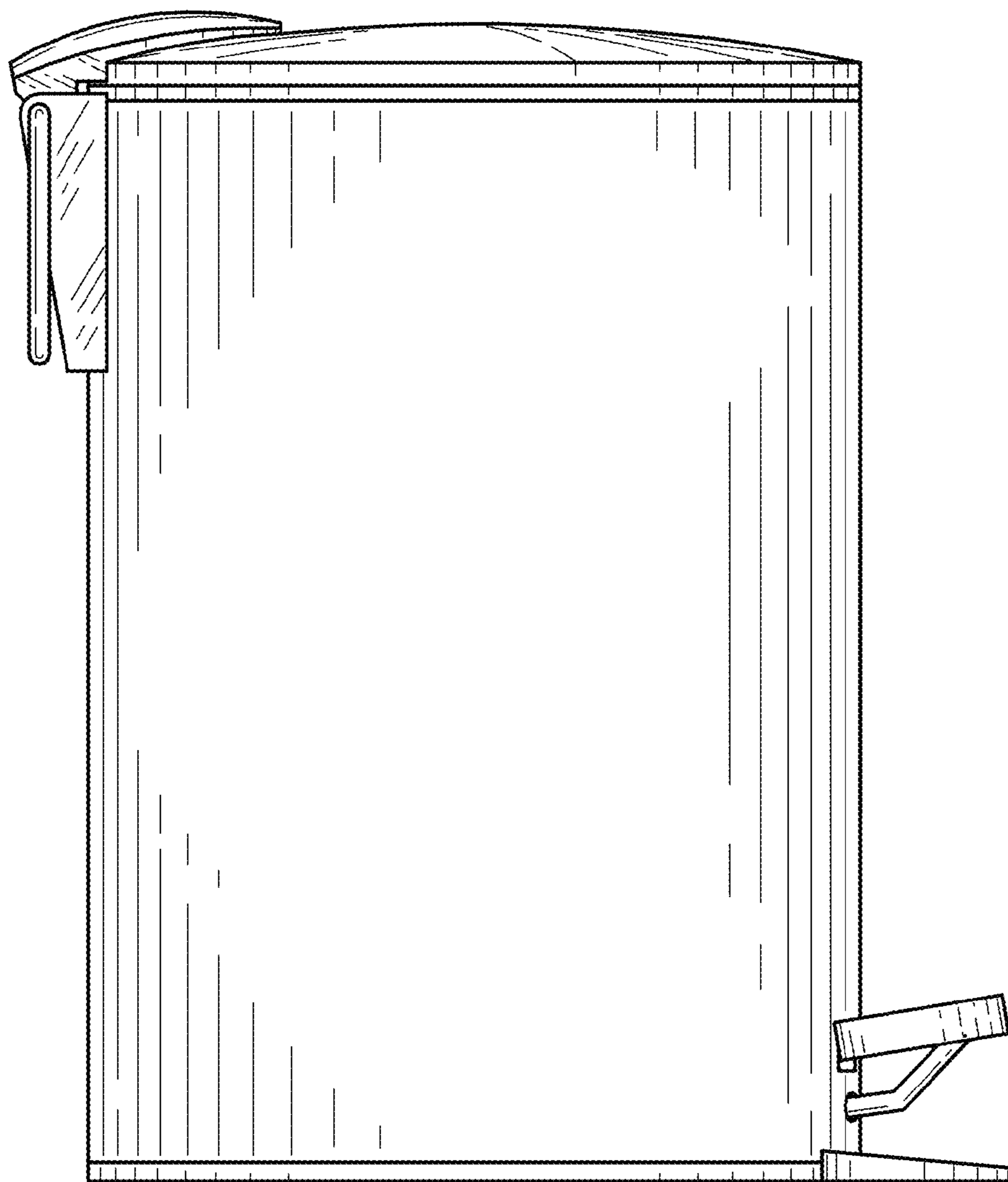


FIG. 2

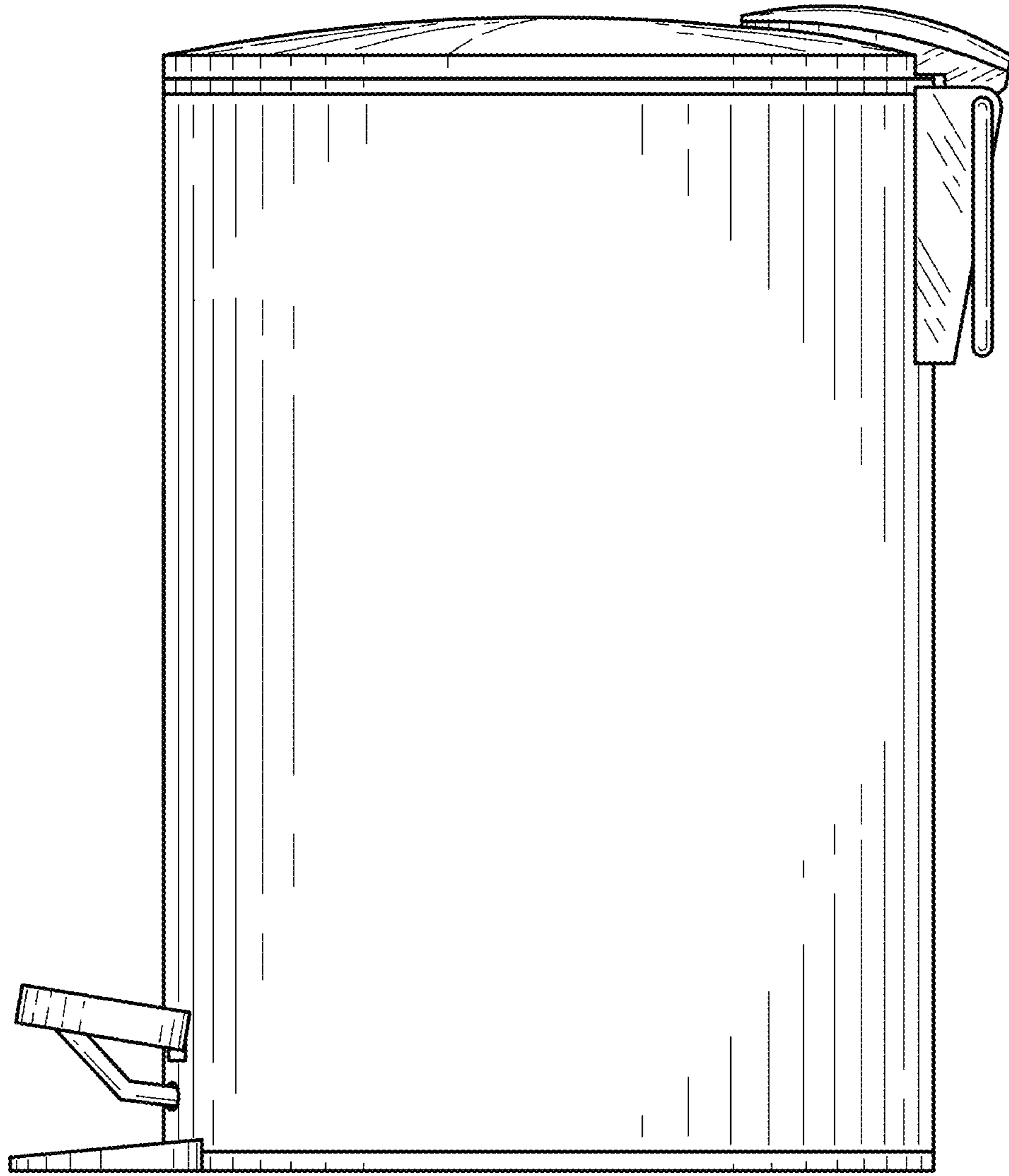


FIG. 3

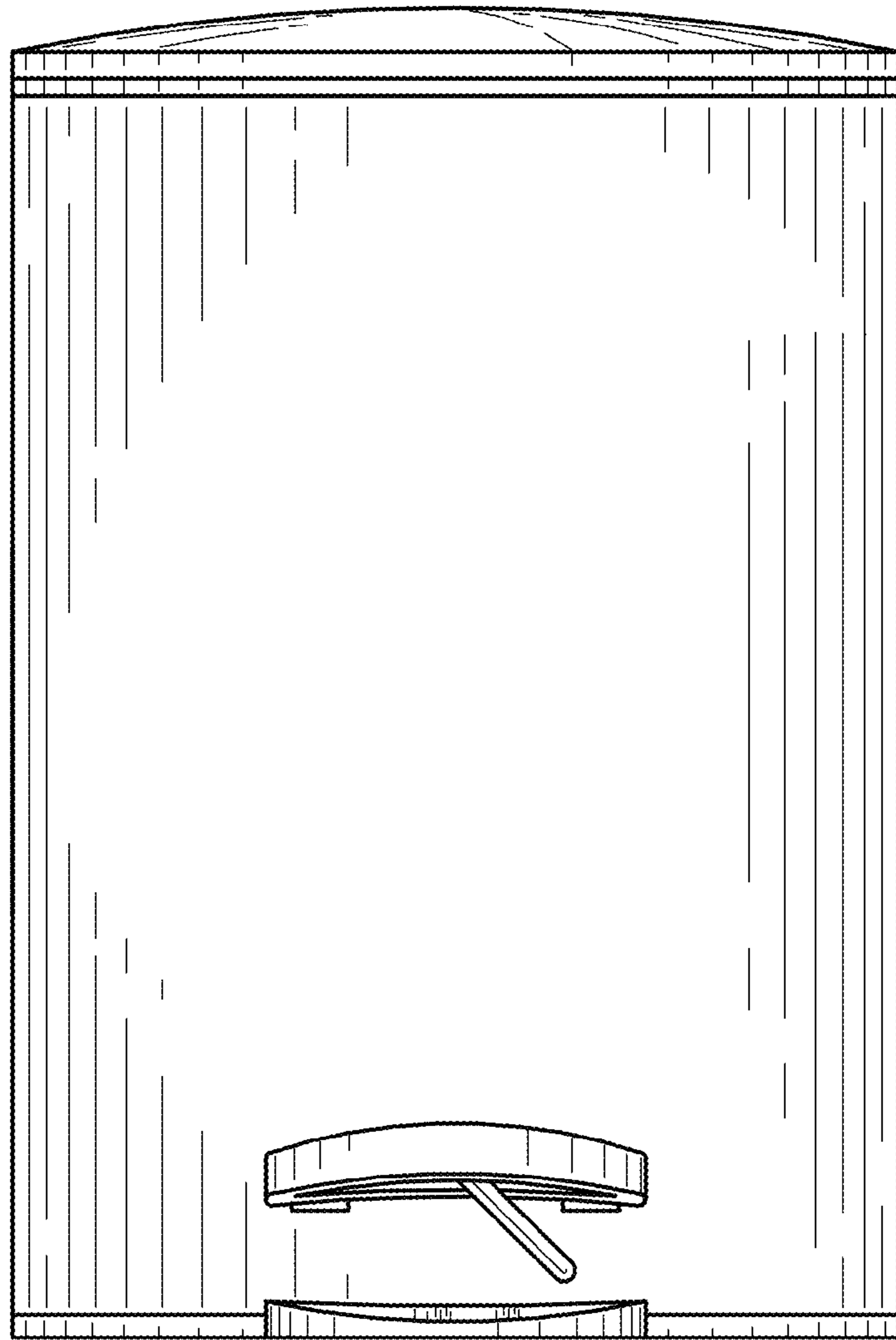


FIG. 4

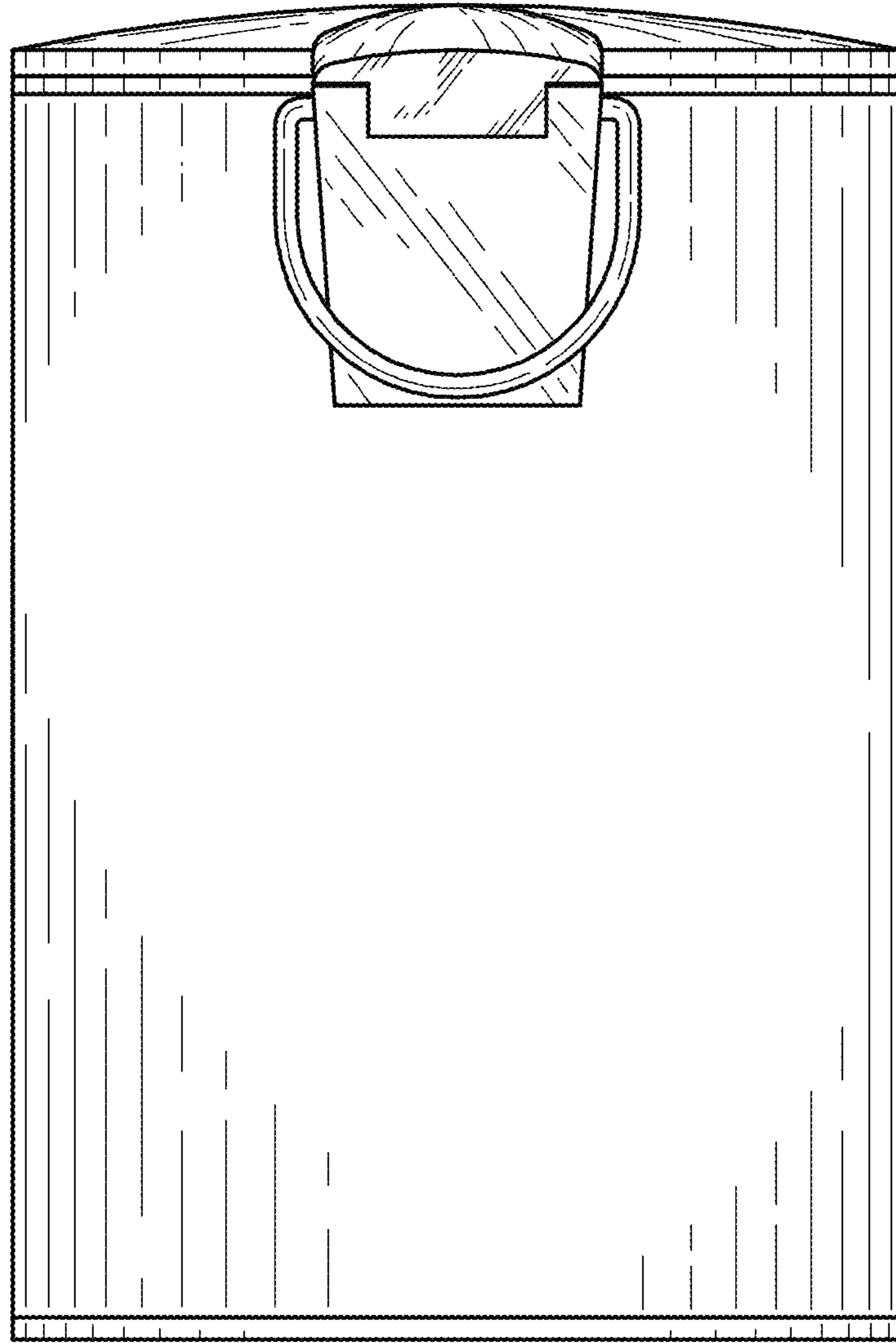


FIG. 5

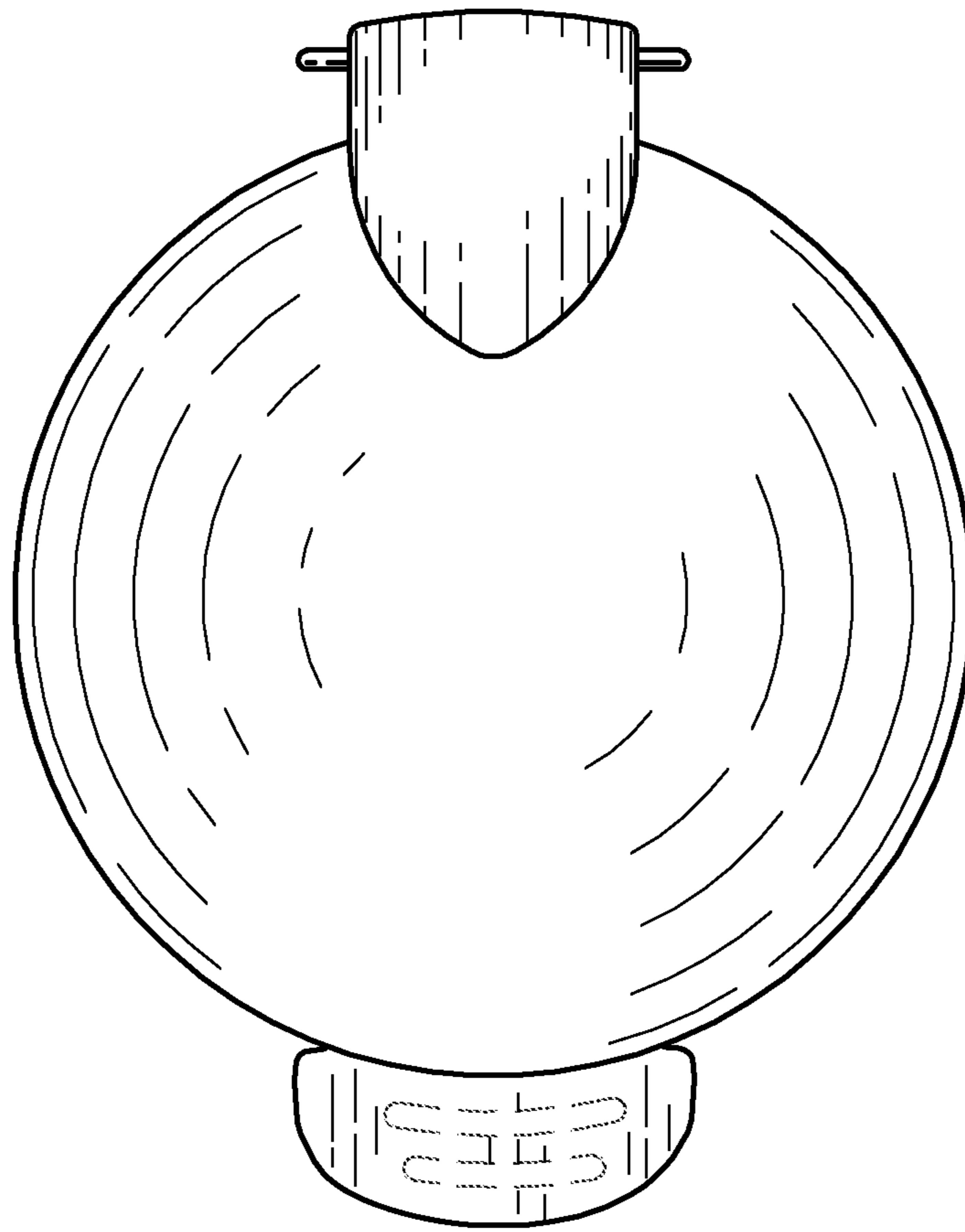


FIG. 6