



US00D680274S

(12) **United States Design Patent**  
**Petzl**

(10) **Patent No.:** **US D680,274 S**

(45) **Date of Patent:** **\*\* Apr. 16, 2013**

(54) **HELMET**

(75) Inventor: **Paul Petzl**, Barraux (FR)

(73) Assignee: **Zedel**, Crolles (FR)

(\*\*) Term: **14 Years**

(21) Appl. No.: **29/426,326**

(22) Filed: **Jul. 3, 2012**

(30) **Foreign Application Priority Data**

Jan. 24, 2012 (EM) ..... 001980244-0001

(51) **LOC (9) Cl.** ..... **02-03**

(52) **U.S. Cl.**  
USPC ..... **D29/102**

(58) **Field of Classification Search** ..... D29/102-107,  
D29/122, 108-111; 2/175.4, 200.1, 8.2,  
2/6.6, 6.7, 410, 411, 417, 421, 424, 425,  
2/468, 9, 418-420; 359/642, 815; 362/105,  
362/106

See application file for complete search history.

(56) **References Cited**

**U.S. PATENT DOCUMENTS**

D426,032 S *	5/2000	Ho	.....	D29/102
D428,534 S *	7/2000	Ho	.....	D29/102
D445,545 S *	7/2001	Ho	.....	D29/102
D452,942 S *	1/2002	Ho	.....	D29/102
D455,522 S *	4/2002	Royes et al.	.....	D29/102
D464,174 S *	10/2002	Lu	.....	D29/102
D464,468 S *	10/2002	Ho	.....	D29/102

D481,171 S *	10/2003	Ho	.....	D29/102
D482,500 S *	11/2003	Ho	.....	D29/102
D535,059 S *	1/2007	Lam	.....	D29/102
D547,908 S *	7/2007	Wise et al.	.....	D29/105
D549,394 S *	8/2007	Broeckl	.....	D29/102
D572,865 S *	7/2008	Baker	.....	D29/102
D628,346 S *	11/2010	Petzl	.....	D29/102
7,865,976 B2 *	1/2011	Beddoe et al.	.....	2/425
D640,418 S *	6/2011	Petzl	.....	D29/102
D654,628 S *	2/2012	Aris et al.	.....	D29/102
D655,048 S *	2/2012	Moeller et al.	.....	D29/102

\* cited by examiner

*Primary Examiner* — Ruth McInroy

(74) *Attorney, Agent, or Firm* — Oliff & Berridge, PLC

(57) **CLAIM**

The ornamental design for a helmet, as shown and described.

**DESCRIPTION**

FIG. 1 is a perspective view of a helmet with the unclaimed strap portions omitted;

FIG. 2 is a front view thereof;

FIG. 3 is a top view thereof;

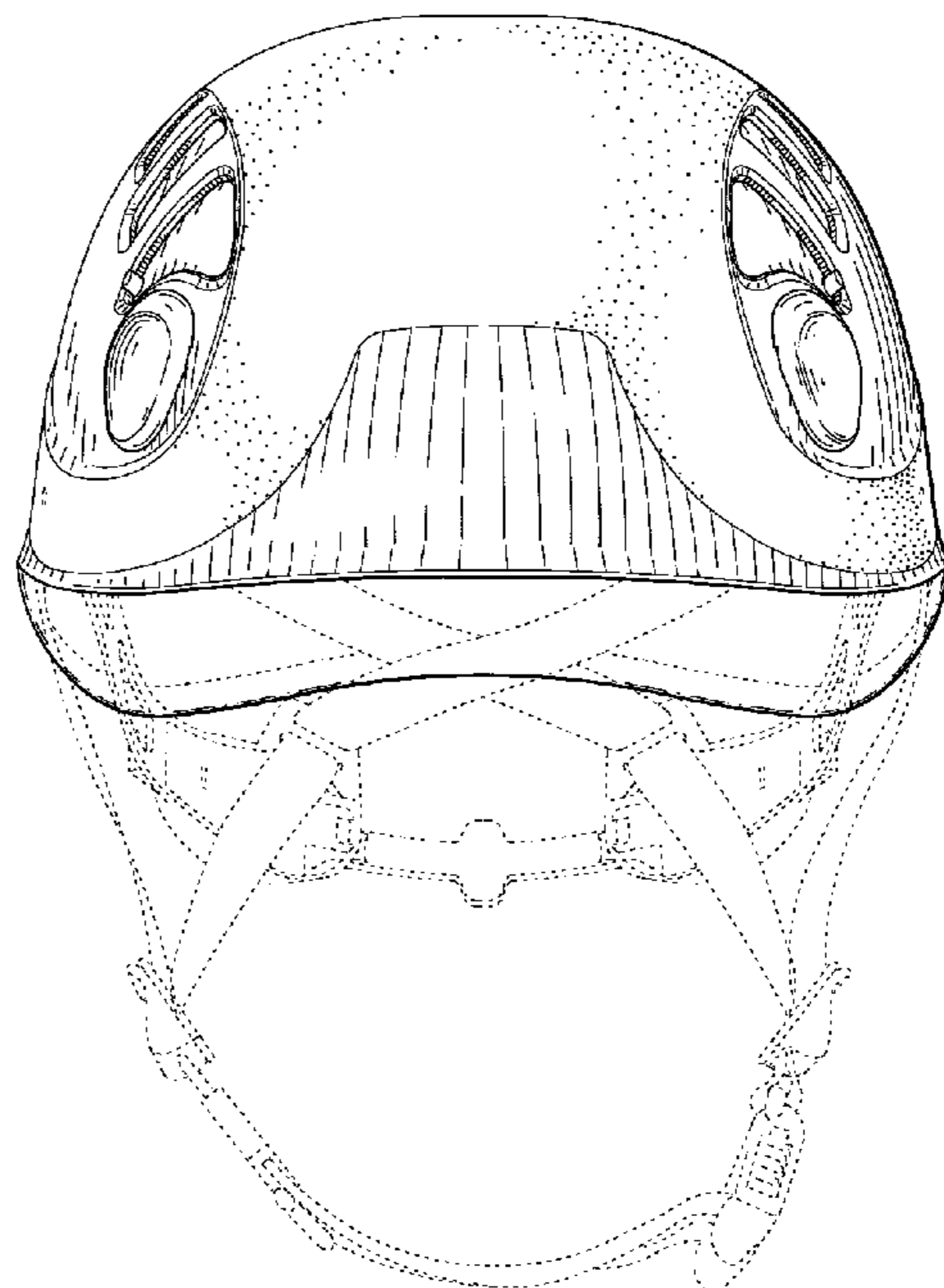
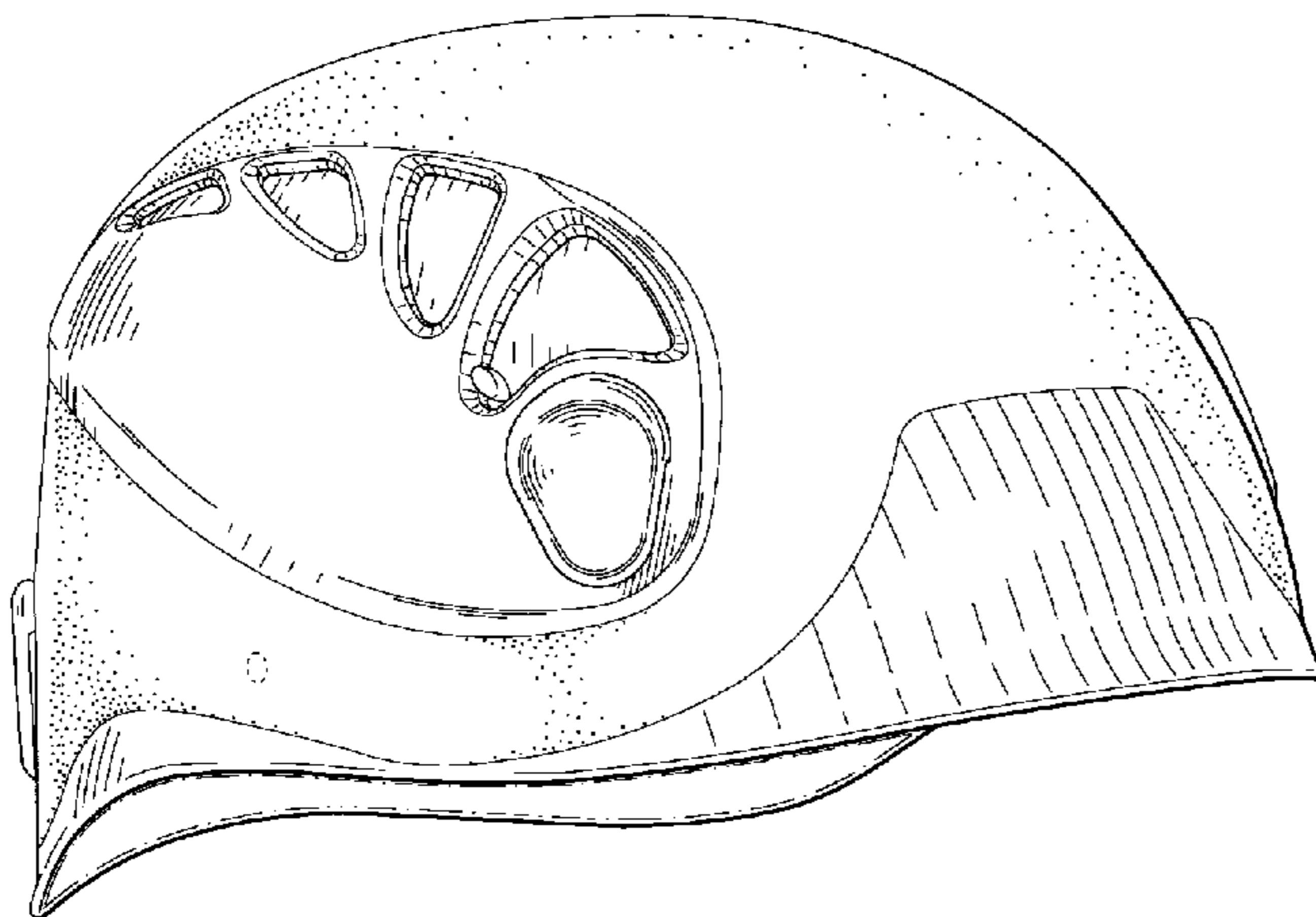
FIG. 4 is a right-side view thereof with portions of the unclaimed strap portions omitted, the left-side view being a mirror image of the right-side view;

FIG. 5 is a rear view thereof; and,

FIG. 6 is a bottom view thereof with the unclaimed strap portions omitted.

The straps shown in broken lines form no part of the claimed design. The dash-dot-dash lines in FIGS. 1, 2 and 6 depict a boundary between claimed and surfaces and form no part of the claimed design.

**1 Claim, 6 Drawing Sheets**



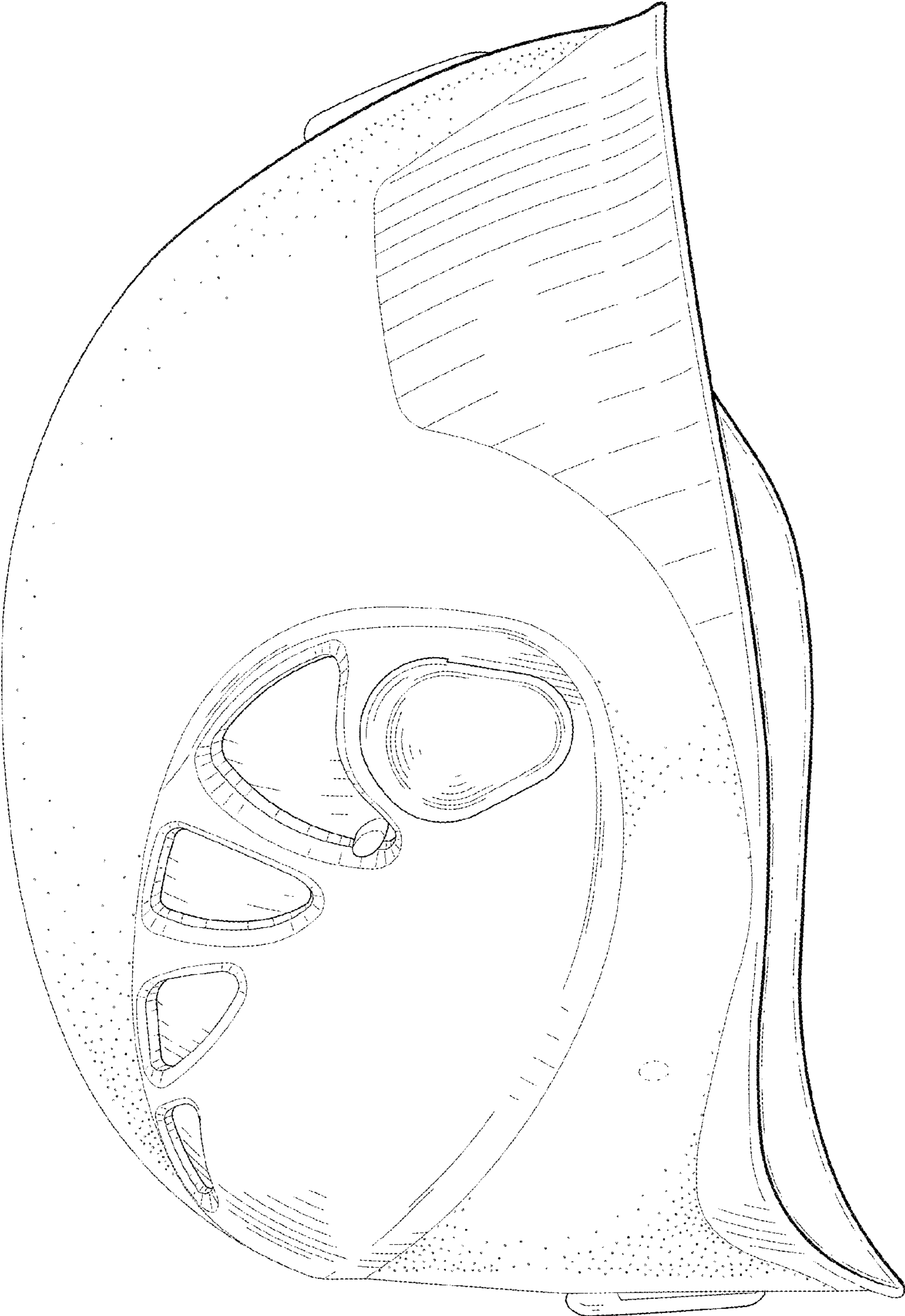


FIG. 1

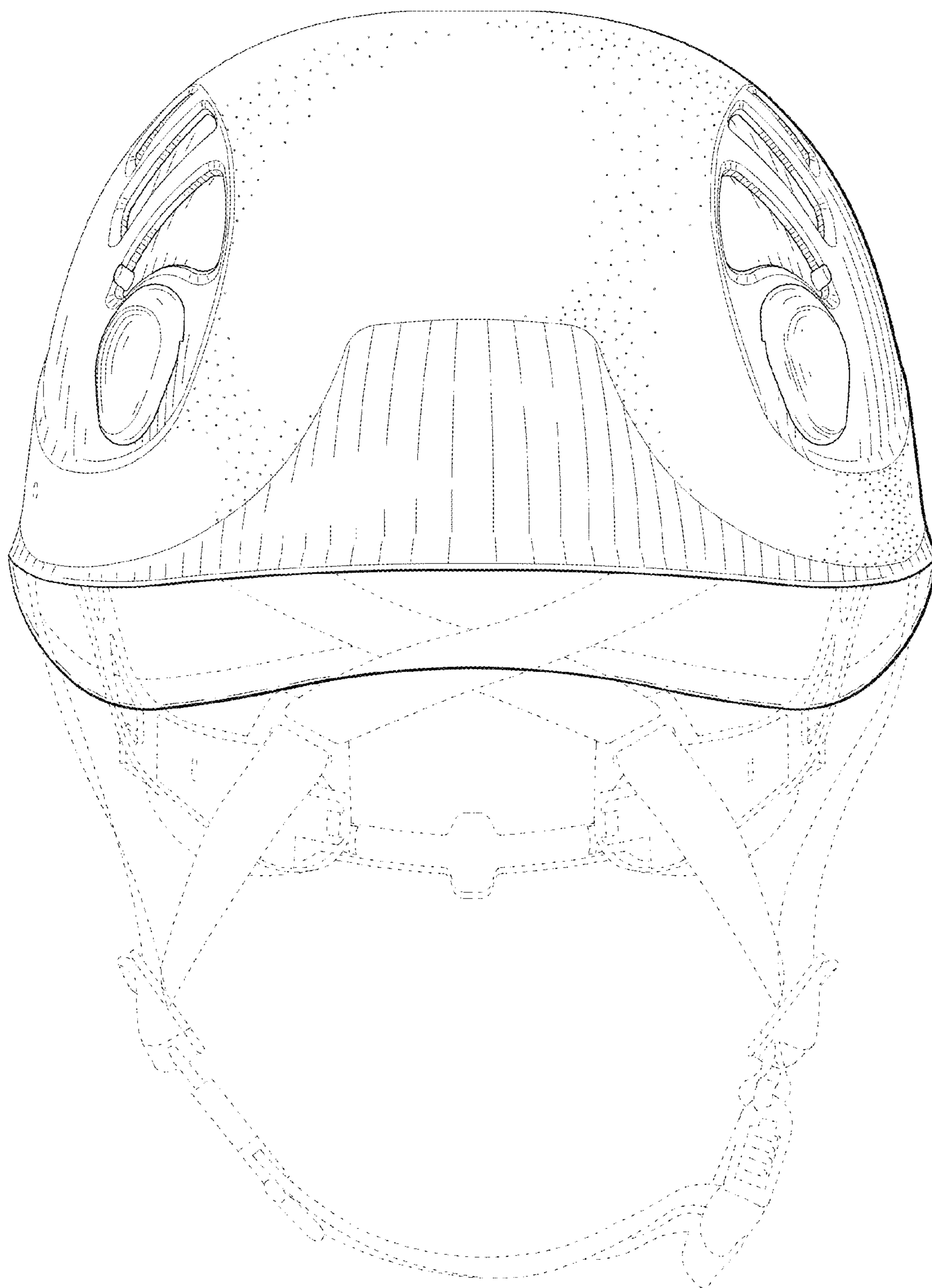


FIG. 2



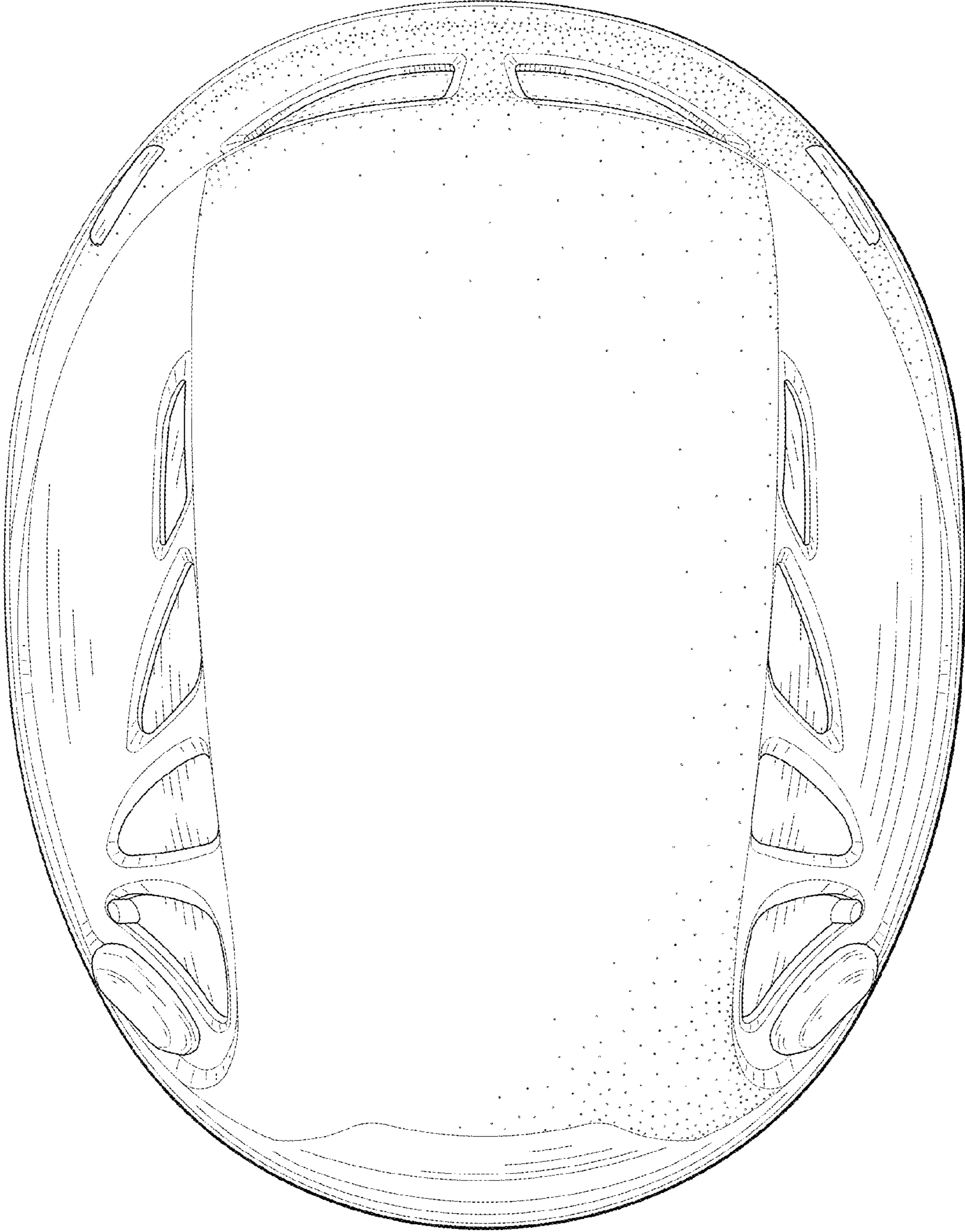


FIG. 3

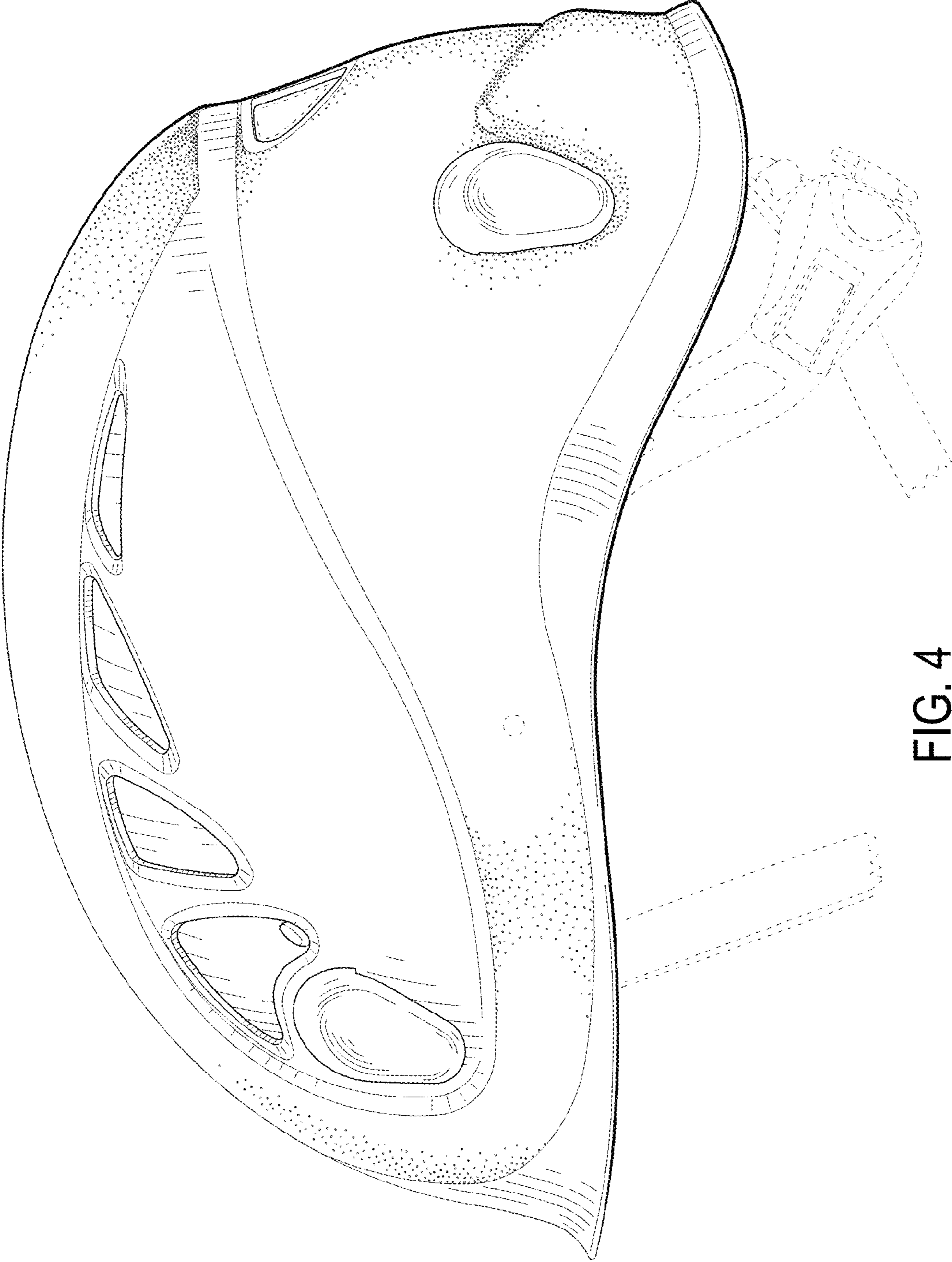


FIG. 4

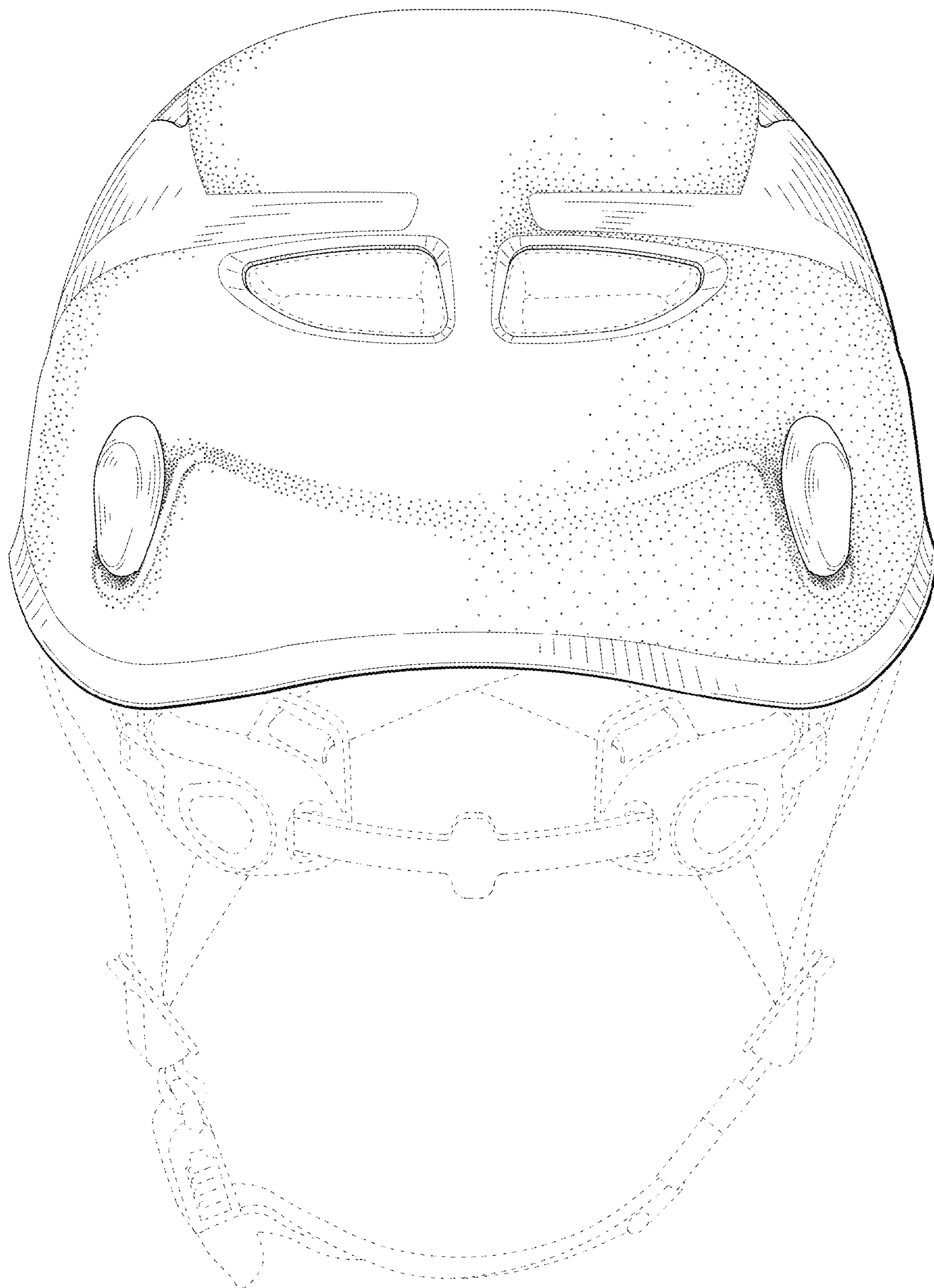


FIG. 5




FIG. 6