



US00D680263S

(12) **United States Design Patent**
Braley

(10) **Patent No.:** **US D680,263 S**

(45) **Date of Patent:** **** Apr. 16, 2013**

- (54) **TOBACCO PIPE TOOL TOTE**
- (71) Applicant: **Richard T. Braley**, Tishomingo, OK (US)
- (72) Inventor: **Richard T. Braley**, Tishomingo, OK (US)
- (**) Term: **14 Years**
- (21) Appl. No.: **29/421,859**
- (22) Filed: **Oct. 6, 2012**
- (51) **LOC (9) Cl.** **27-06**
- (52) **U.S. Cl.**
USPC **D27/181**
- (58) **Field of Classification Search** D27/106,
D27/136, 133, 134, 135, 102, 103, 104, 105,
D27/137, 161, 163, 160, 166, 167, 168, 181,
D27/183, 162, 169, 180, 165, 164, 182, 184,
D27/185, 186, 187, 188, 189, 190; 131/235.1,
131/241, 248, 231, 240.1, 236, 256, 175,
131/173; D9/432, 423; 248/230.8; 431/146,
431/254, 252, 277, 255, 153, 356
See application file for complete search history.

D298,972	S *	12/1988	Schauer	D27/161
5,088,684	A *	2/1992	Torras et al.	248/682
D348,329	S	6/1994	Signorelli		
5,368,155	A	11/1994	Ewen		
5,605,226	A *	2/1997	Hernlein	206/86
5,630,503	A *	5/1997	Rhodes et al.	206/85
D402,401	S *	12/1998	Duke	D27/161
D408,942	S	4/1999	Fanning		
5,918,734	A *	7/1999	Devens et al.	206/87
6,041,921	A	3/2000	Staiano		
6,119,852	A *	9/2000	Focke et al.	206/87
6,223,891	B1 *	5/2001	Devens et al.	206/87
6,260,554	B1 *	7/2001	Rowland et al.	131/181
6,382,481	B1 *	5/2002	McIlmoil	224/162
6,578,707	B2	6/2003	Staiano		
6,693,850	B2	2/2004	Mulaw		
6,789,665	B2	9/2004	Staiano		
7,048,162	B2	5/2006	Frye		

(Continued)

Primary Examiner — Kevin Rudzinski
(74) *Attorney, Agent, or Firm* — Randal Homburg

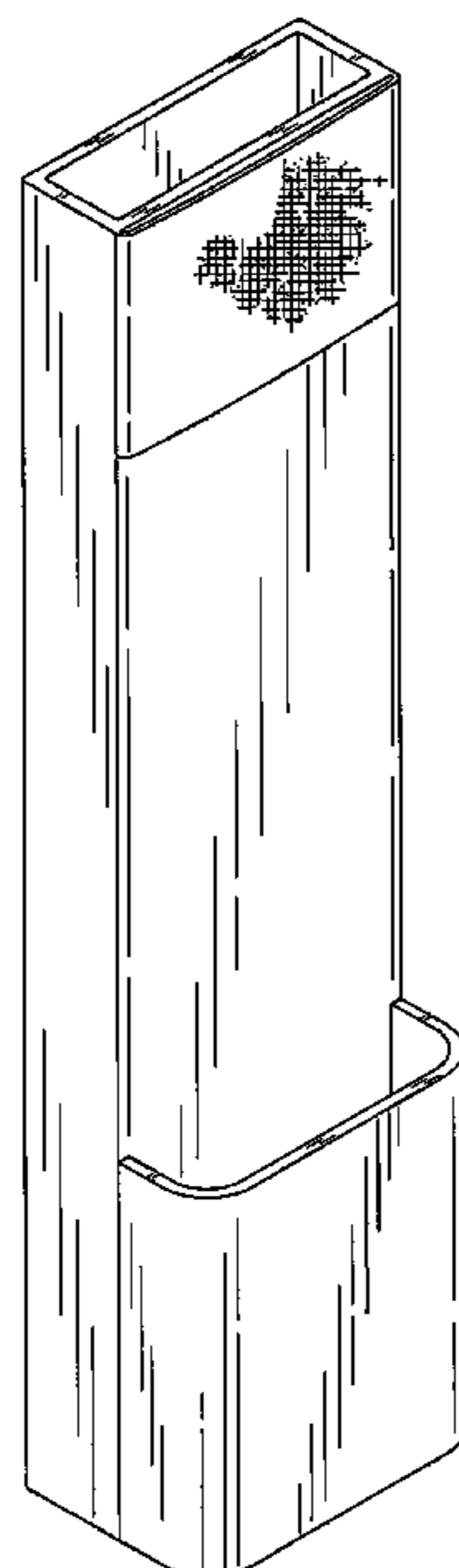
(57) **CLAIM**
The ornamental design for a tobacco pipe tool tote, as shown and described.

DESCRIPTION

This application identifies pending U.S. Patent application Ser. No. 13/317,089, as a related prior application filed by the same named inventor for the purpose of identification. FIG. 1 is a perspective view of the tobacco pipe tool tote. FIG. 2 is a front view of the tobacco pipe tool tote. FIG. 3 is a rear view of the tobacco pipe tool tote. FIG. 4 is a right side view of the tobacco pipe tool tote. FIG. 5 is a left side view of the tobacco pipe tool tote. FIG. 6 is a top view of the tobacco pipe tool tote; and, FIG. 7 is a bottom view of the tobacco pipe tool tote.

1 Claim, 4 Drawing Sheets

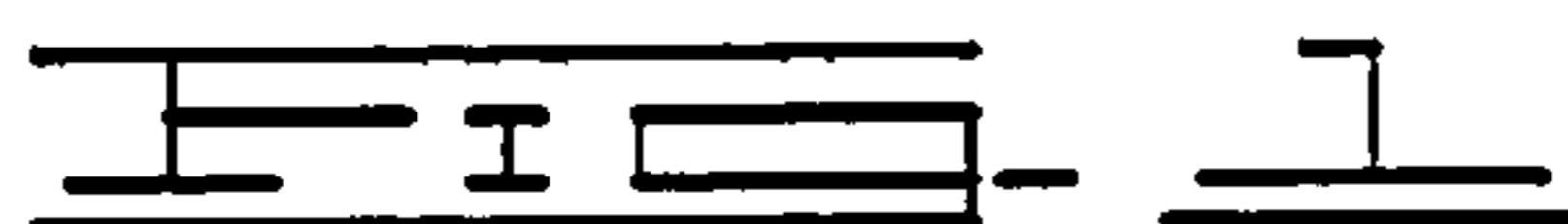
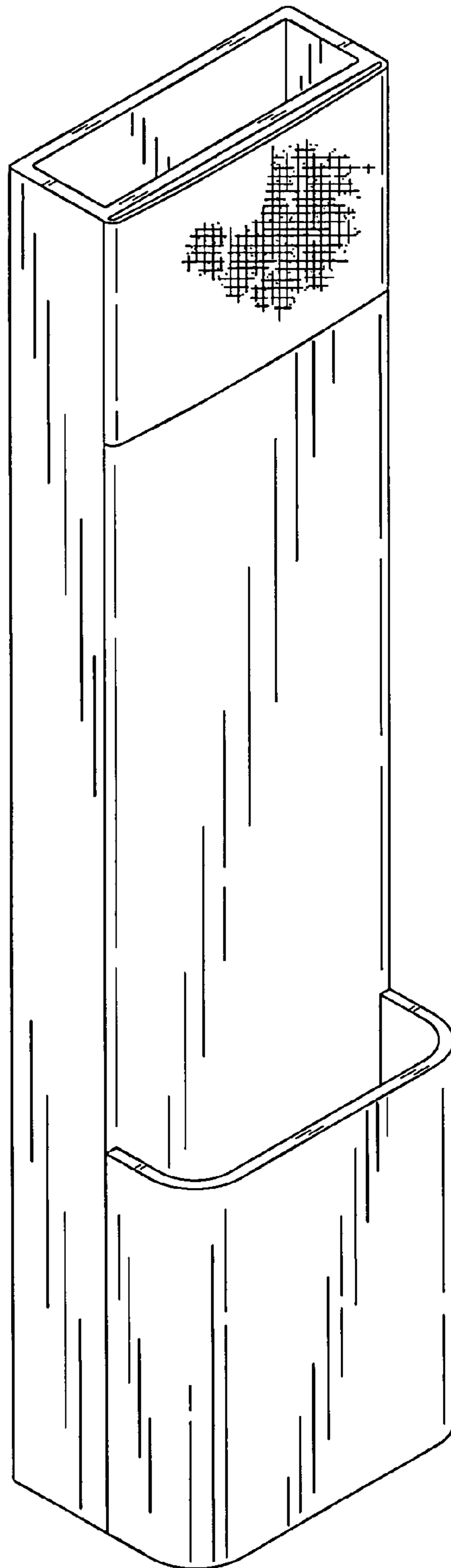
- (56) **References Cited**
- U.S. PATENT DOCUMENTS
- 175,171 A 3/1876 Rumpp
- 1,672,766 A 6/1928 March
- D167,506 S * 8/1952 Eckenboy D27/175
- D195,731 S * 7/1963 Steppan D27/144
- D236,630 S 9/1975 McManany
- 3,949,916 A 4/1976 Yount
- D260,689 S * 9/1981 Storms D27/144
- 4,363,432 A * 12/1982 Warthen 224/247
- D271,622 S 11/1983 Holloway
- D277,034 S * 1/1985 Ramsdell D27/187



US D680,263 S

U.S. PATENT DOCUMENTS			
D527,488	S *	8/2006	Hung D27/161
D552,791	S *	10/2007	Toffler D27/161
D567,437	S *	4/2008	Smith D27/161
D586,953	S *	2/2009	Riggio D27/172
7,717,259	B2	5/2010	Hatton
D617,495	S *	6/2010	LoRe D27/172
D618,390	S *	6/2010	Moore et al. D27/172
D618,392	S *	6/2010	LoRe D27/172
D636,119	S *	4/2011	Worlock D27/161
2005/0236005	A1 *	10/2005	Bears et al. 131/235.1
2009/0025341	A1	1/2009	Retelski

* cited by examiner



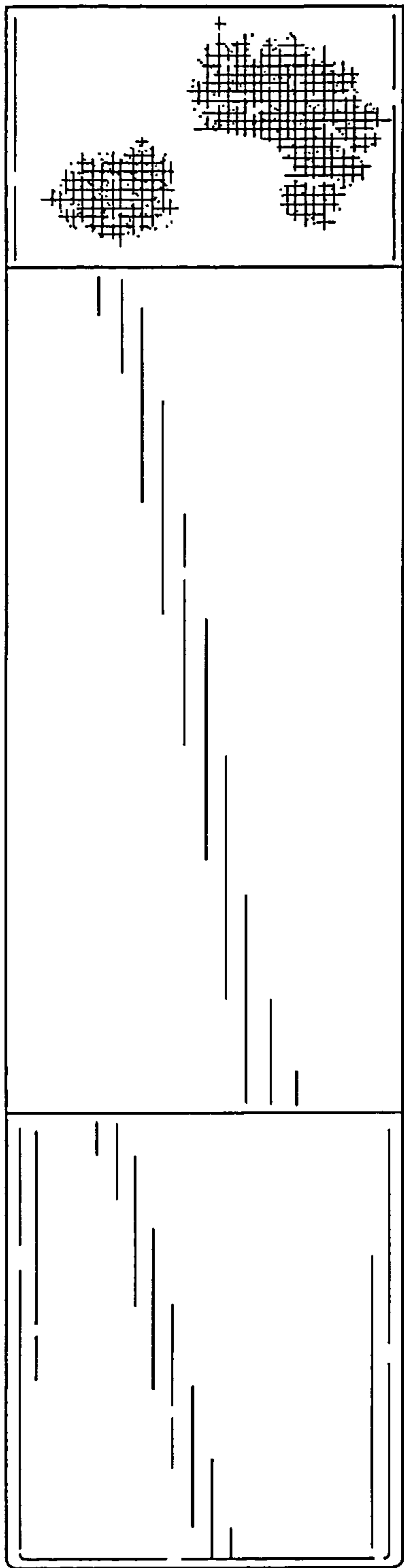


FIG. 2

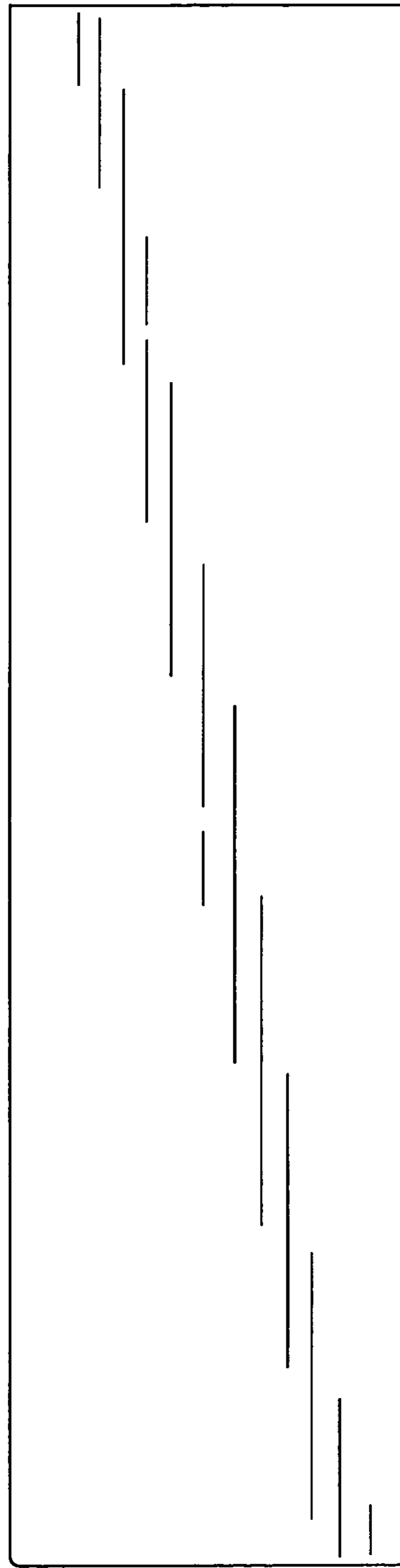


FIG. 3

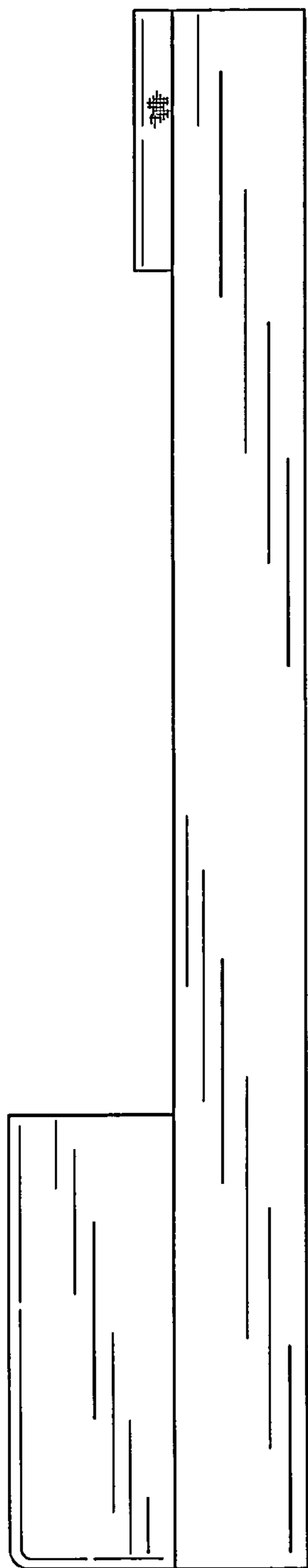


FIG. 4

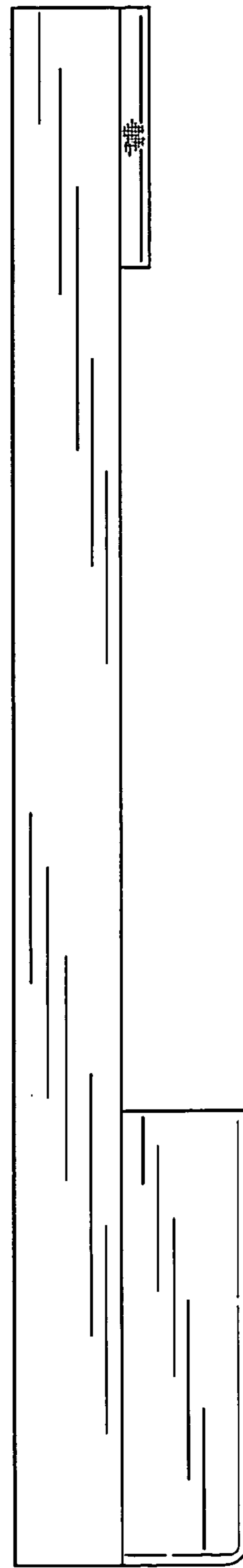


FIG. 5

